

## Nitecore TM39 Lite

# Nitecore TM39 Lite Flashlight User Manual

5200 Lumen Rechargeable LED Searchlight with OLED Digital Display

## 1. INTRODUCTION

Thank you for choosing the Nitecore TM39 Lite Flashlight. This manual provides detailed instructions for the safe and effective operation, maintenance, and care of your device. Please read this manual thoroughly before use and retain it for future reference.



Image 1: The Nitecore TM39 Lite Flashlight, a powerful LED searchlight, shown with an accompanying Nitecore branded keychain.

## 2. PRODUCT FEATURES

- Utilizes a LUMINUS SBT90 GEN2 LED with a maximum output of 5,200 lumens.
- Maximum beam intensity of 562,500cd and maximum throw of 1,500 meters.
- Multifunctional OLED real-time display for lumens, voltage, runtime, temperature, etc.
- Thermal regulation function prevents overheating.
- Intelligent charging circuit ensures a safe charging process.
- Highly efficient constant current circuit provides a stable output.
- Dual side switches control 4 brightness levels and 3 special modes.
- An optical system combined with crystal coating and 'Precision Digital Optics Technology' (PDOT).
- Optimal heat dissipation to improve overall performance.
- Optical lenses with double-sided scratch-resistant coating.
- Constructed from aero-grade aluminum alloy.
- HA III military-grade hard-anodized finish.
- Rating in accordance with IP68 (2 meters submersible).

### 3. PACKAGE CONTENTS

---

- Nitecore TM39 Lite Flashlight
- Quality Sling
- Lanyard
- AC Adapter (3.5mm)
- Spare Charging Port Cover
- Spare O-ring
- Batteries (pre-installed or included separately)

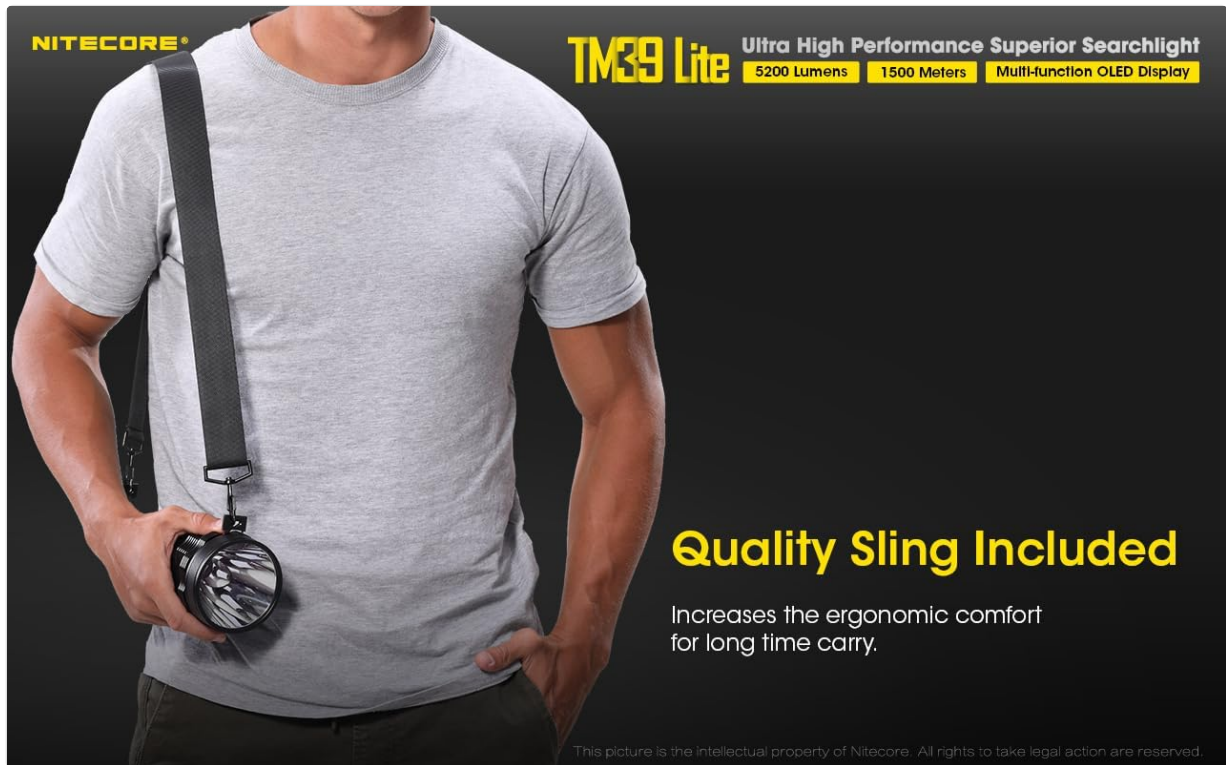


Image 2: A person demonstrating the ergonomic comfort of carrying the Nitecore TM39 Lite Flashlight using the included quality sling.

### 4. SETUP

---

#### 4.1 Battery Installation

Ensure the flashlight is off before installing or replacing batteries. Unscrew the tail cap and insert the recommended 4x NL1835HP Lithium-Ion batteries according to the polarity indicators. Securely re-screw the tail cap.

#### 4.2 Initial Charging

Before first use, fully charge the flashlight. Connect the included AC adapter to the charging port located on the flashlight body. The OLED display will show charging status. A full charge ensures optimal performance and runtime.



Image 3: Detailed view of the Nitecore TM39 Lite's charging port, highlighting the protective rubber cover and the charging cable connection.

The intelligent charging circuit monitors the battery status and temperature, automatically selecting the appropriate charging mode for safety and efficiency. The OLED display will show the battery voltage and charging progress.

## 5. OPERATING INSTRUCTIONS

### 5.1 Power On/Off

The Nitecore TM39 Lite features a user-friendly dual-button interface.

- **Power Button:** Press to turn the flashlight ON/OFF. A single press from OFF will activate the flashlight in LOW mode.
- **Mode Button:** Used for mode switching and TURBO activation.

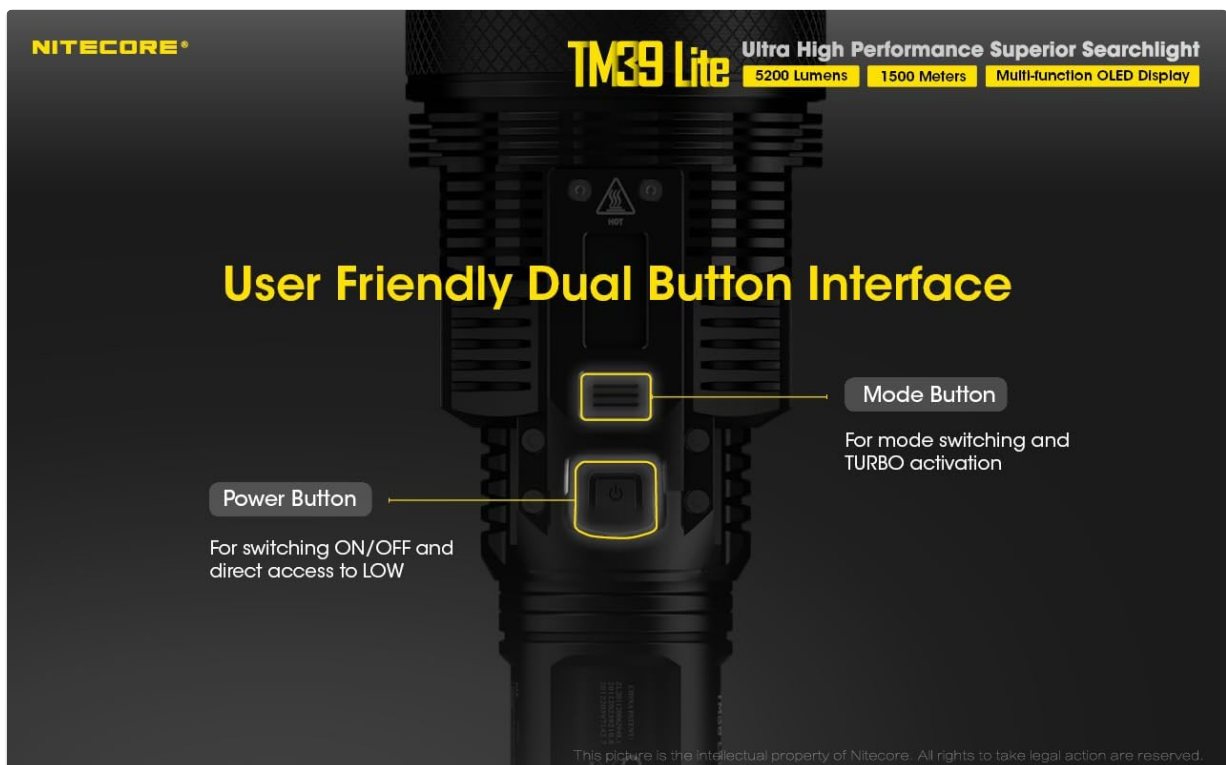


Image 4: A close-up view of the Nitecore TM39 Lite's control panel, clearly indicating the Power Button for on/off and direct access to LOW mode, and the Mode Button for switching modes and activating TURBO.

### 5.2 Brightness Levels

With the flashlight ON, press the Mode Button to cycle through the 4 brightness levels: LOW, MID, HIGH, TURBO.

- **LOW:** 200 lumens
- **MID:** 800 lumens
- **HIGH:** 2000 lumens
- **TURBO:** 5200 lumens

### 5.3 Special Modes

From any state (ON or OFF), press and hold the Mode Button to activate special modes. Cycle through STROBE, SOS, and BEACON by repeatedly pressing the Mode Button. Release the Mode Button to exit special modes.

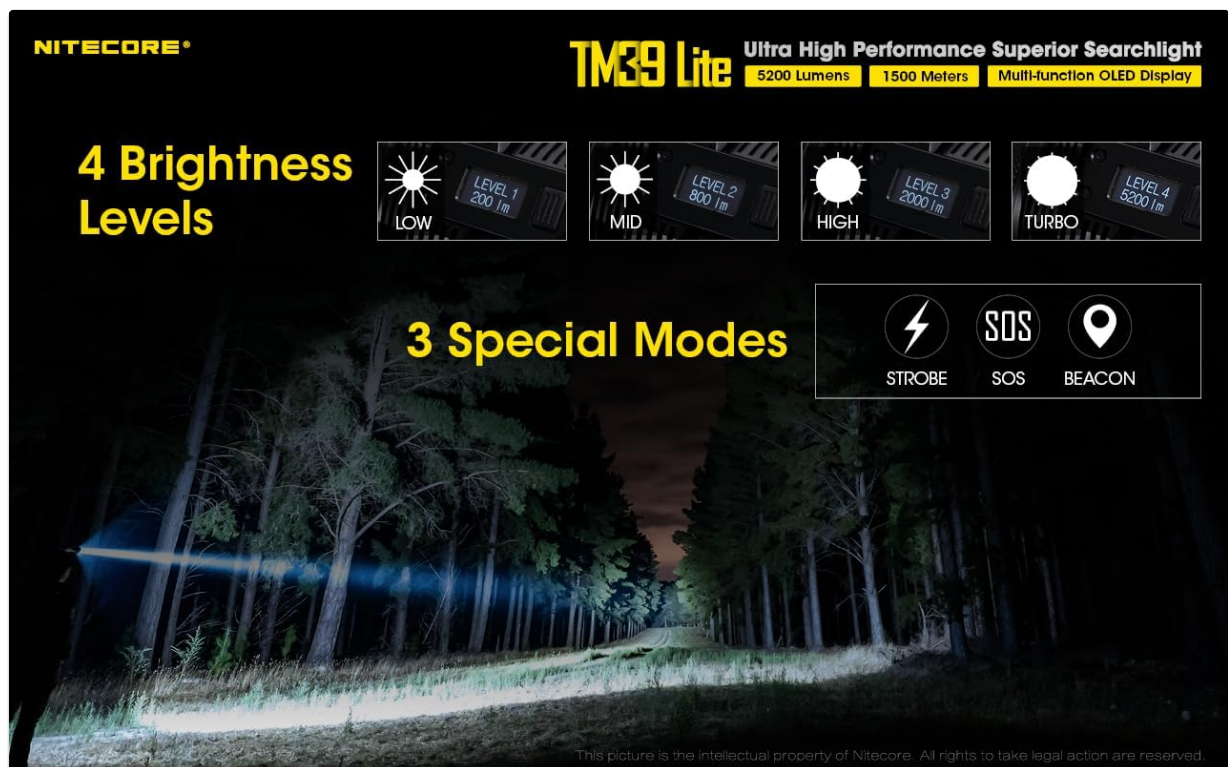


Image 5: The Nitecore TM39 Lite in action, illustrating the distinct illumination provided by its four brightness levels (Low, Mid, High, Turbo) and the three special modes (Strobe, SOS, Beacon).

### 5.4 OLED Digital Display

The integrated OLED display provides real-time information about the flashlight's status, including:

- Luminous output (lumens)
- Battery voltage
- Estimated runtime remaining
- Operating temperature



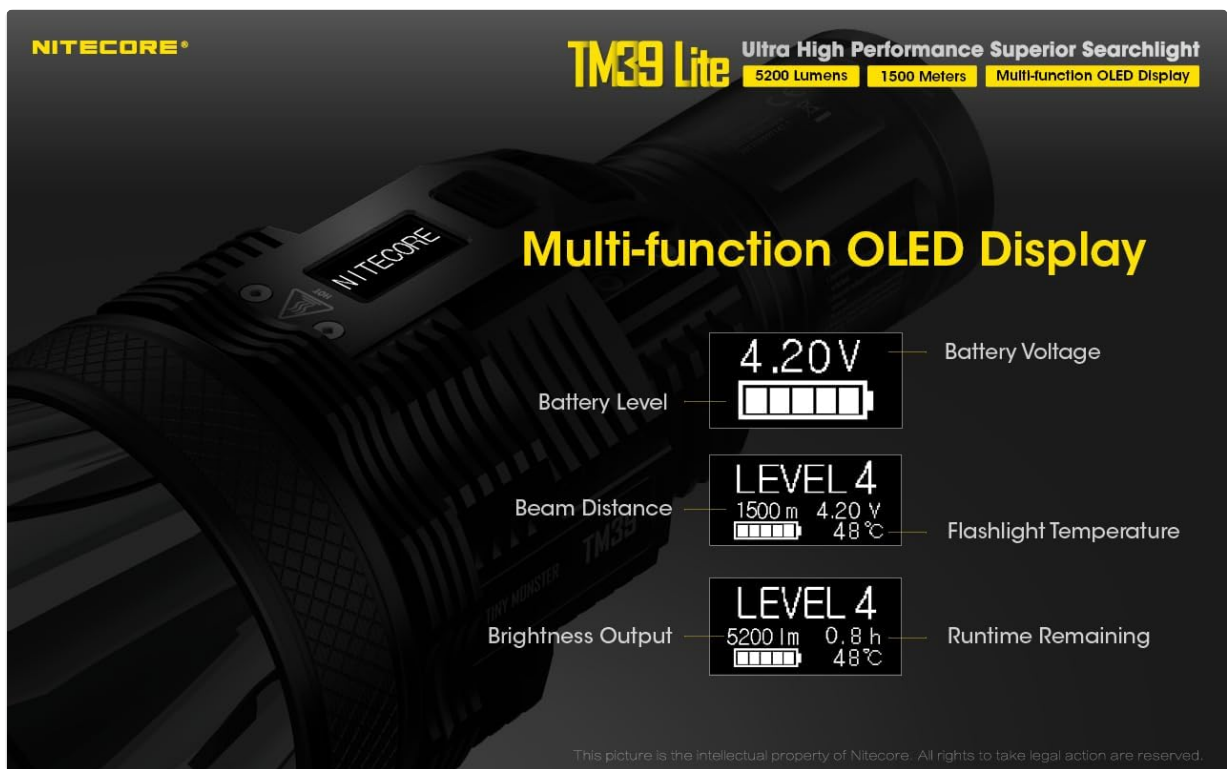


Image 6: A detailed view of the Nitecore TM39 Lite's multi-function OLED display, showing real-time data such as battery level, voltage, flashlight temperature, and remaining runtime.

## 5.5 Lockout Mode

To prevent accidental activation, the TM39 Lite features a lockout mode. When in Lockout Mode, both buttons are disabled. To activate lockout mode, with the flashlight ON, press and hold both the Power Button and Mode Button simultaneously until 'LOCK' appears on the OLED display. To unlock, repeat the process until the display shows the current brightness level.

Your browser does not support the video tag.

Video 1: A demonstration of the Nitecore TM39 Lite's features, including its powerful beam, user interface, brightness levels, special modes, and the lockout function. This video also shows the charging process and included accessories.

## 6. MAINTENANCE

### 6.1 Cleaning

Regularly clean the flashlight's body with a soft, damp cloth. For the lens, use a lens cleaning cloth and solution to avoid scratches. Keep the threads and O-rings clean and lubricated with silicone grease to maintain water resistance.

### 6.2 Charging Port Cover

Always ensure the protective rubber cover for the charging port is securely closed when not charging to prevent dust and water ingress. A spare charging port cover is included in the package.

### 6.3 O-Rings

Inspect the O-rings periodically for wear and tear. Replace them if damaged to maintain the IP68 waterproof rating. A spare O-ring is included in the package.

## 6.4 Thermal Regulation

The TM39 Lite incorporates an advanced thermal regulation module. When the flashlight operates at high output levels, it may generate significant heat. The thermal regulation system automatically adjusts the output to prevent overheating and prolong the lifespan of the LED and internal components. This is normal operation and not a malfunction.

## 7. TROUBLESHOOTING

If you encounter issues with your Nitecore TM39 Lite, please refer to the following common solutions:

- **Flashlight not turning on:** Ensure batteries are correctly installed with proper polarity and are fully charged. Check for loose connections.
- **Dim or flickering light:** Recharge batteries. Clean battery contacts and threads.
- **Inability to change modes:** Check if the flashlight is in Lockout Mode. Refer to section 5.5 to unlock.
- **Water ingress:** Immediately turn off the flashlight, remove batteries, and allow it to dry completely. Inspect O-rings for damage and replace if necessary.

If the problem persists, please contact Nitecore customer support or your local distributor.

## 8. SPECIFICATIONS

Feature	Detail
LED Type	LUMINUS SBT90 GEN2 LED
Max Output	5200 Lumens
Max Beam Intensity	562,500 cd
Max Throw Distance	1500 meters (1640 yards)
Brightness Levels	Low (200lm), Mid (800lm), High (2000lm), Turbo (5200lm)
Special Modes	Strobe, SOS, Beacon
Display	Multifunctional OLED Real-time Display
Power Source	Battery Powered (4x NL1835HP Lithium Ion recommended)
Material	Aero-grade Aluminum Alloy with HA III Hard-Anodized Finish
Water Resistance	IP68 (2 meters submersible)
Impact Resistance	1 meter
Dimensions	5.73" (Length) x 1.97" (Head Diameter) x 1.97" (Tail Diameter)
Weight	14.9 ounces (without batteries)
Included Components	Batteries, Flashlight, Sling, Lanyard, AC Adapter, Spare Charging Port Cover, Spare O-ring

### 8.1 Runtime Chart

Mode	Output	Runtime	Throw	Intensity
Turbo	5,200 lumens	1 h 30 min*	1,500 m	562,500 cd
High	2,000 lumens	4 h*	950 m	225,600 cd
Mid	800 lumens	10 h	600 m	90,000 cd
Low	200 lumens	36 h	300 m	22,500 cd
Strobe	5,200 lumens	-	-	-
SOS	5,200 lumens	-	-	-
Beacon	5,200 lumens	-	-	-

Note: Stated data is measured in accordance with international flashlight testing standards ANSI/PLATO FL 1-2019, using 4 x 18650 Li-ion batteries (3,500mAh) under laboratory conditions. Data may vary in real-world use due to different battery usage or environmental conditions. The runtime for TURBO/HIGH levels is tested without the thermal regulation.

## 9. WARRANTY AND SUPPORT



### 9.1 Warranty Information

Nitecore products are covered by a warranty against manufacturing defects. Please refer to the official Nitecore website or your purchase documentation for specific warranty terms and conditions, which typically include a period for free repair or replacement.





### 9.2 Customer Support

For technical assistance, troubleshooting not covered in this manual, or warranty claims, please contact your authorized Nitecore dealer or visit the official Nitecore website for customer service contact information.

### Related Documents - TM39 Lite

	<a href="#">NITECORE TM39 / TM39 Lite User Manual - High-Performance LED Flashlight</a> Comprehensive user manual for the NITECORE TM39 and TM39 Lite LED flashlights, detailing features, specifications, operating instructions, charging, and maintenance for these powerful, multi-functional lighting tools.
	<a href="#">Nitecore TM20K Tactical Searchlight User Manual</a> Comprehensive user manual for the Nitecore TM20K tactical searchlight, detailing its features, specifications, operation modes, charging, and safety precautions. Includes information on 20,000 lumens output, USB-C charging, and advanced temperature regulation.



	<p><a href="#">NITECORE TINI3 LED Flashlight User Manual</a></p> <p>User manual for the NITECORE TINI3 compact LED flashlight, detailing its features, specifications, operation modes (including brightness levels, color temperatures, and lockout functions), charging instructions, advanced temperature regulation, power indication, and warranty service. Includes safety warnings and disposal information.</p>
	<p><a href="#">NITECORE EDC37 User Manual: Features, Specifications, and Operation Guide</a></p> <p>Comprehensive user manual for the NITECORE EDC37 flashlight, detailing its advanced features, technical specifications, operational instructions, safety guidelines, and warranty information.</p>
	<p><a href="#">NITECORE EDC27 UHi User Manual</a></p> <p>A comprehensive user manual for the NITECORE EDC27 UHi flashlight, detailing its features, specifications, operation modes, safety precautions, charging instructions, and warranty information.</p>
	<p><a href="#">Nitecore NU25 / NU25 UL Dual Beam USB-C Rechargeable Headlamp User Manual</a></p> <p>User manual for the Nitecore NU25 and NU25 UL dual beam USB-C rechargeable headlamps. Details features, specifications, charging, operation modes (spotlight, floodlight, red light, SOS, beacon), power indication, warnings, and warranty.</p>

Documents - Nitecore – TM39 Lite



[NITECORE TM39 / TM39 Lite User Manual - High-Performance LED Flashlight](#)


Comprehensive user manual for the NITECORE TM39 and TM39 Lite LED flashlights, detailing features, specifications, operating instructions, charging, and maintenance for these powerful, multi-functional lighting tools.

lang:en score:49 filesize: 2.68 M page\_count: 2 document date: 2022-03-24

[\[pdf\]](#) User Manual Specifications Accessories

TM39 Lite USER MANUAL Nitecore Flashlight Utilizes a LUMINUS SBT-90 GEN2 LED with max output of 5 200 lumens Maximum beam intensity 562 500cd and maximum throw 1 500 meters tm39lite flashlight nitecore Uploads FLASHLIGHTS TM39LITE UM EN sep yimg ty cdn theshorelinemarket tm39 Battery Installation TM39/TM39 Lite USER MANUAL Features Utilizes a LUMINUS SBT-90 GEN2 LED with a max output of 5,200 lumens Maximum beam intensity of 562,500cd and maximum throw of 1,500 meters Multifunctional OLED real-time display for lumens, voltage, runtime, temperature etc. Thermal regu...

lang:en score:46 filesize: 2.99 M page\_count: 2 document date: 2020-03-26



РУКОВОДСТВО ПОЛЬЗОВАТЕЛЯ для TM39/TM39 Lite

**Характеристики**

- Световой поток 1200lm (TM39) SBT-90 GEN2 LED с максимальной мощностью 5 200 люмен
- Максимальная длительность освещения до 560 500 часов, в зависимости от луча - до 1 500 метров
- Интегрированный OLED дисплей, работающий в реальном времени, отображает:
  - текущий режим, оставшаяся яркость работы, температура и т.д.
  - Функция кастрирования позволяет адаптировать световую картину
  - Интегрированная система зарядки обеспечивает безопасный заряд батареи
- Высокая контрастность позволяет использовать фонарь в условиях плохой видимости
- Двойная боковая рукоятка для управления 4 уровнями яркости и 3 световыми режимами
- Система в сочетании с красочными покрытиями и технологией высококачественной оптической линзы (TACO)
- Специальная конструкция корпуса для повышения общей прочности
- Специальная крышка с прорезиненным покрытием, устойчивая к механическим повреждениям
- Прочность и надежность корпуса обеспечивают длительный срок службы
- Титановый корпус обеспечивает высокую прочность, обеспечивая оптимальную обзорную яркость, HA III
- Специальная боковая рукоятка соответствует стандарту IP68 с возможностью погружения на глубину до 2 метров

**Технические характеристики**

TM39	TM39 Lite
Длина: 276 мм (10,87")	Длина: 195 мм (7,68")
Диаметр оптической части: 90 мм (3,54")	Диаметр оптической части: 90 мм (3,54")
Диаметр рукоятки: 30 мм (1,18")	Диаметр рукоятки: 30 мм (1,18")
Вес: 1 361г (48 унций) (включая аккумуляторную батарею)	Вес: 876г (30,9 унций) (включая батарею)

**Комплектация**

Аккумуляторная батарея (3,5 мм), зарядка, зарядное устройство, кабель, инструкция к пользованию

**Важные характеристики батареи**

TM39: Литий-ионный аккумуляторный блок с максимальной эффективностью NIMH600

Модель	NIMH600
Продолжительность	90 ч (340 мАч * В)
Напряжение	3,7 В
Зарядный ток	3А (стандартная зарядка) / 4А (быстрая зарядка)
Время зарядки	10ч (3,5 мм 1,2 В) / 12ч (3,5 мм 1,2 В) при комнатной температуре

**TM39 Lite:**

Тип	Номинальная мощность	Совместимость
NITECORE NL183HR (3 100 мАч)	1830	Да (Рекомендуемый и турбулентный)
Литий-ионный аккумулятор 1830	1830	Да (Рекомендуемый и турбулентный)

[pdf] User Manual

Ben Guan Инструкция пользователя Мощный дальнийбойный фонарь NiteCore TM39 tm39 um en ru  
fonariki files instrykciyi nitecore |||

TM39/TM39 Lite LUMINUS SBT-90 GEN2 LED 5 200 562 500 , - 1 500 -, , , , , . 4 3 -  
PDOT , - , - , HA III IP68 2 TM39: : 276 10,87 : 90 3,54 : 50 1,97 ...

lang:i-kl Klingon score:33 filesize: 673.88 K page\_count: 6 document date: 2020-03-26



[pdf]

Nitecore 1645765259d078a1d96062e5f0 charger nitecore cn Uploads file material |||  
www.nitecore.cn 18 TCL A 24 510335 400 8869828 info nitecore.com 2 4 6 8 ...

R30LR60 S.O.S / HC33HC60 V2HC65 V2 2 HU60HC33HC60 V2HC65 V2  
TM20KTM39TM39 Lite TM28P30iR40 V2HC33 P20iXMH12SP20 V2 P20UV  
V2NPL20NPL30 SRT7GT...

lang:nl score:26 filesize: 24.19 M page\_count: 54 document date: 2022-01-04



[pdf]

Nitecore 2022 164613245099d1b83c6d9b2dd2 flashlight nitecore cn Uploads file material |||  
www.nitecore.cn 18 TCL A 24 510335 400 8869828 info nitecore.com 2 4 6 8 ...

R30LR60 S.O.S / HC33HC60 V2HC65 V2 2 HU60HC33HC60 V2HC65 V2  
TM20KTM39TM39 Lite TM28P30iR40 V2HC33 P20iXMH12SP20 V2 P20UV  
V2NPL20NPL30 SRT7GT...

lang:nl score:26 filesize: 24.16 M page\_count: 54 document date: 2022-03-01



[pdf] Specifications Accessories Catalog

PRODUCT CATALOG 1646132838a062e3352b97c65f flashlight nitecore Uploads file material |||  
www.nitecore.com SYSMAX Innovations Co., Ltd. 24/F, TCL Plaza, No. 18 Haizhou

Road, Haizhu District, ... es like portability, ruggedness and light weight are also a  
plus. Recommended models : TM20K, TM39, TM39 Lite, TM28, P30i, R40 V2, HC33  
Tactical As a simple and intuitive UI is most important in tact...

lang:en score:25 filesize: 23.24 M page\_count: 54 document date: 2022-03-01

[pdf] Specifications Accessories Catalog

When there is darkness a nitecore light Scenarios About NITECORE Awards Brand Image Knowledge  
Patent Lighting — Tiny Monster Series Precise Smart Ring Tactical Chameleon View

1640936516a062e3352b97c65f flashlight Uploads file material |||

www.nitecore.com SYSMAX Innovations Co., Ltd. 24/F, TCL Plaza, No. 18 Haizhou  
Road, Haizhu District, ... es like portability, ruggedness and light weight are also a

plus. Recommended models : TM20K, TM39, TM39 Lite, TM28, P30i, R40 V2, HC33  
Tactical As a simple and intuitive UI is most important in tact...

lang:en score:24 filesize: 23.27 M page\_count: 54 document date: 2021-12-31





### [\[pdf\]](#) Specifications Accessories Catalog

16098111555b9e23233abfbee0 flashlight nitecore Uploads download file\_material PDF When there is darkness a light PHOTO CREDITS Stanislavpetera & hard\_task\_photo Vrg Fotografia Will Godward Lee McGrath Tactical Two José Miguel Martínez Alexander Morris Sirio Sechi Darren White Kristian Bjerre Kirk P R O D U C T A L G cr-catalogo-2021 Scenarios About NITECORE Awards Others Knowledge Patent Lighting — Tiny Monster Series Precise i Smart Ring

SYSMAX Innovations Co., Ltd. Rm 2601-06, Central Tower, No.5 Xiancun Road, Tianhe District, Guangzho ... Qualities like portability, ruggedness and light weight are also a plus. Recommended models : TM39/TM39 Lite, TM28, P30i, R40 V2, HC33 Tactical As a simple and intuitive UI is most important in tact...

lang:en **score:22** filesize: 18.48 M page\_count: 52 document date: 2020-12-31

### [\[pdf\]](#) Accessories Catalog

Product Catalogue Nitecore Flashlight TACTICAL 20 мая 2020 г — Best Self Regulating MH12GT 2017 Tactical Flashlights Under \$100 Long Range MH25GT Rechargeable ABOUT NITECORE With the industry leading innovative power for 13 years is first brand to achieve a grand slam milestone in industries of professional lighting and chargers 1589783296297e71806b9d3be4 flashlight nitecore Uploads file material

www.nitecore.com SYSMAX Innovations Co., Ltd. Rm 2601-06, Central Tower, No.5 Xiancun Road, Tianh ... sers Integrated multi-function OLED display Lockout mode available NEW S.O.S Search Rescue TM39 Lite NEW Ultra High Performance Superior Searchlight Specifications Rechargeable Runtime...

lang:en **score:21** filesize: 23.36 M page\_count: 44 document date: 2020-05-12



### [\[pdf\]](#) Accessories Catalog

Tactical Catalogue 2021 SUPPORT 164613382350e987725d14f776 flashlight nitecore Uploads file material |||

www.nitecore.com SYSMAX Innovations Co., Ltd. 24/F, TCL Plaza, No. 18 Haizhou Road, Haizhu District, ... ove users Integrated multi-function OLED display Lockout mode available S.O.S Search Rescue TM39 Lite Ultra High Performance Superior Searchlight S.O.S Specifications Rechargeable Runtim...

lang:en **score:20** filesize: 22.32 M page\_count: 44 document date: 2022-03-01



### [\[pdf\]](#) Accessories Catalog

Tactical Catalogue 2021 Download 163427823950e987725d14f776 flashlight nitecore Uploads file material |||

www.nitecore.com SYSMAX Innovations Co., Ltd. Rm 2601-06, Central Tower, No.5 Xiancun Road, Tianhe D ... ove users Integrated multi-function OLED display Lockout mode available S.O.S Search Rescue TM39 Lite Ultra High Performance Superior Searchlight S.O.S Specifications Rechargeable Runtim...

lang:en **score:20** filesize: 22.29 M page\_count: 44 document date: 2021-09-29



### [NITECORE Tactical Product Catalogue 2023 - Portable Lighting and Power Solutions](#)

Explore the NITECORE 2023 Tactical Product Catalogue, featuring award-winning portable lighting solutions, high-performance tactical flashlights, headlamps, power stations, chargers, and tactical gear. Discover innovative technologies and durable products designed for law enforcement, military, outdoor enthusiasts, and industrial professionals.

lang:en **score:20** filesize: 14.86 M page\_count: 41 document date: 2023-02-24





[\[pdf\]](#)

Upute za rukovanje 3192857 NiteCore TM39 Lite LED džepna svjetiljka pogon na punjivu bateriju 5200

Im 876 g MegaShop spletna trgovina Megashop hr upute nitecore tm39 lite led dzepna asset conrad

media10 add 160267 c1 gl 003192857ML00 |||

...

lang:en score:18 filesize: 3 M page\_count: 2 document date: 2020-03-26