

manuals.plus /

› [OCOOPA](#) /

› [OCOOPA UT4 Rare Rechargeable Hand Warmers User Manual](#)

OCOOPA UT4 Rare (UT3041-BK_BK)

OCOOPA UT4 Rare Rechargeable Hand Warmers User Manual

Model: UT4 Rare (UT3041-BK_BK)

Brand: OCOOPA

INTRODUCTION

The OCOOPA UT4 Rare Rechargeable Hand Warmers are designed to provide portable and instant warmth. This device is a personal, pocket-sized heater, ideal for various activities in cold environments, from daily commutes to outdoor sports. Its sleek, diamond-inspired design combines functionality with a stylish aesthetic, offering multiple heat settings for personalized comfort.

SAFETY INFORMATION

This product is certified with rigorous UL (E535516) safety standards, ensuring reliable and safe operation. Please adhere to the following safety guidelines:

- Do not expose the device to extreme temperatures or direct sunlight for prolonged periods.
- Avoid dropping or subjecting the device to strong impacts.
- Do not attempt to disassemble, repair, or modify the device. This may void the warranty and pose safety risks.
- Keep out of reach of children and pets.
- Use only the provided charging cable or a certified USB-C cable for charging.
- If the device shows signs of damage, overheating, or abnormal behavior, discontinue use immediately.

PACKAGE CONTENTS

Upon opening your OCOOPA UT4 Rare Hand Warmers package, you should find the following items:

- 2 x OCOOPA UT4 Rare Hand Warmers (2000mAh each)
- 1 x Lanyard
- 1 x Premium gift box (for storage and presentation)
- 1 x User Manual (this document)
- 1 x Warranty card



Image: The complete package contents of the OCOOPA UT4 Rare Hand Warmers, showing the two diamond-shaped hand warmers, a lanyard, and the user manual/warranty card within the gift box.

PRODUCT OVERVIEW

The OCOOPA UT4 Rare Hand Warmers feature a unique diamond-shaped design, making them both aesthetically pleasing and ergonomic. Each unit is compact and lightweight, designed to fit comfortably in your hand or pocket.



Image: A pair of OCOOPA UT4 Rare Hand Warmers in black, highlighting their distinctive diamond-cut surface and compact form factor, each with a wrist lanyard.

Key Features:

- **Elegant Design:** Diamond-inspired shape with a smooth, durable finish.
- **Compact and Portable:** Easily slips into pockets, bags, or purses.
- **Magnetic Connection:** Two units can be combined into a dual-sided warmer or separated for individual use or sharing.
- **Multiple Heat Settings:** Adjustable warmth levels for personalized comfort.
- **Fast Heating:** Reaches desired temperature within 3-5 seconds.
- **Rechargeable:** Built-in Lithium-Ion battery for repeated use.

- **Durable and Practical:** IP34-rated for dust and splash resistance.

Elegance And Comfort

Sized to fit perfectly in your palm with a smooth, durable finish.



Image: A person holding the OCOOPA hand warmer, illustrating its ergonomic design and comfortable fit in the hand.

Compact And Portable

Slips into makeup bag, evening purse.

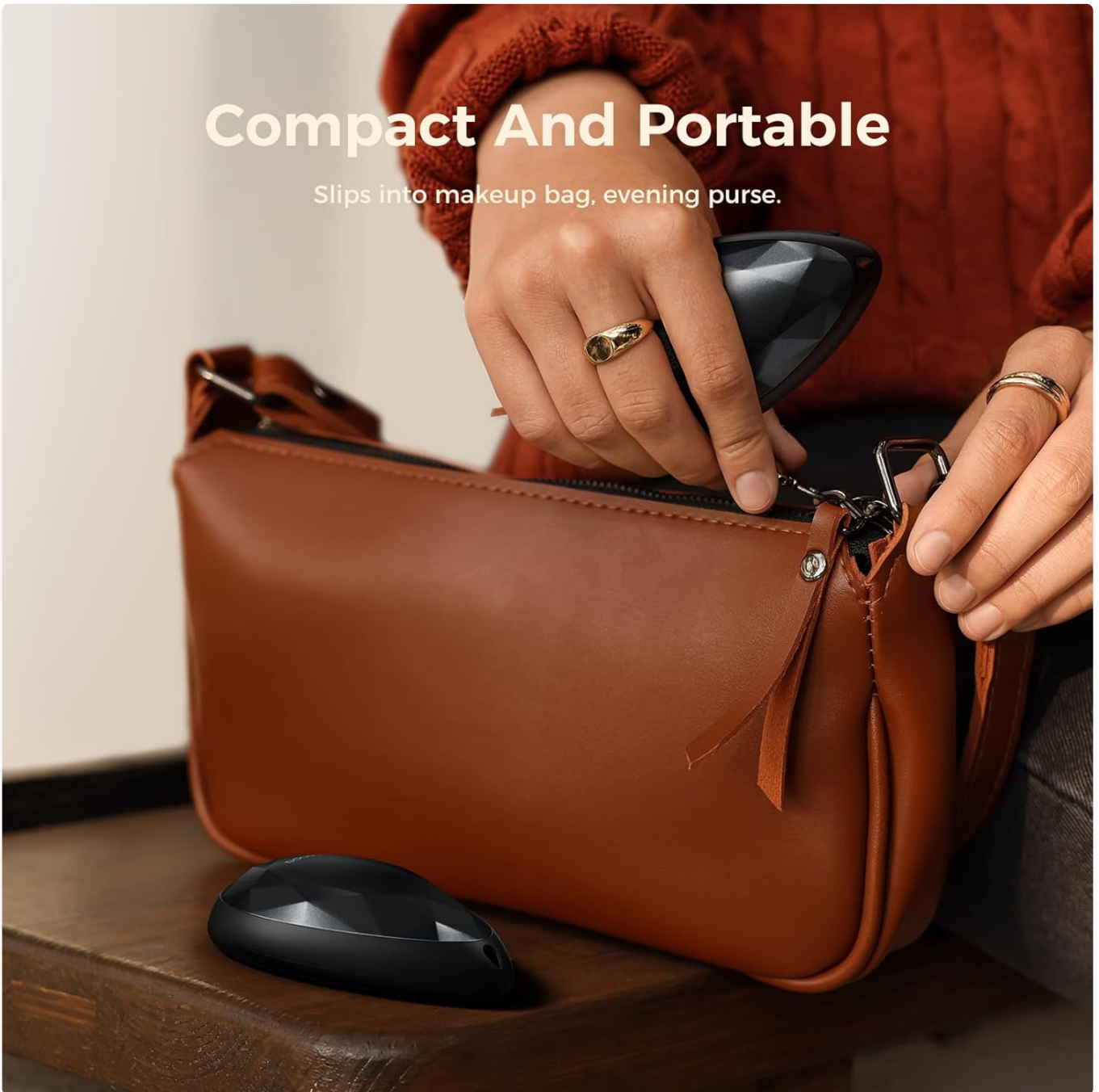


Image: The compact size of the OCOOPA hand warmer, easily fitting into a small handbag, emphasizing its portability.

SETUP

Before first use, it is recommended to fully charge your OCOOPA UT4 Rare Hand Warmers.

1. Locate the USB-C charging port on each hand warmer.
2. Connect the provided USB-C charging cable to the hand warmer and plug the other end into a compatible USB power source (e.g., wall adapter, computer USB port, power bank).
3. The indicator lights will illuminate to show charging status. Once fully charged, the lights will change or turn off, depending on the model.
4. A full charge typically takes a few hours.

OPERATING INSTRUCTIONS

The OCOOPA UT4 Rare Hand Warmers offer simple one-click operation with three heat settings.

Personalized Warmth

Simple one-click operation, three-heat settings.



Image: A visual representation of the OCOOPA hand warmer's heating element and LED indicators for its three heat settings.

1. **Power On/Off:** Press and hold the power button for approximately 3 seconds to turn the hand warmer on or off.
2. **Adjust Heat Setting:** Once powered on, short press the power button to cycle through the three heat settings. Each press will advance to the next setting.
 - **Setting 1 (Low):** Approximately 100-108°F (38-42°C)
 - **Setting 2 (Medium):** Approximately 109-117°F (43-47°C)
 - **Setting 3 (High):** Approximately 118-125°F (48-52°C)
3. **Instant Heat:** The hand warmer will heat up rapidly, typically within 3-5 seconds, to your selected temperature.
4. **Battery Life:** A single charge provides warmth for up to 5 hours, depending on the heat setting and environmental conditions.

MAGNETIC FEATURE

The OCOOPA UT4 Rare Hand Warmers are designed with a magnetic feature, allowing the two individual units to

connect seamlessly. This provides versatility in how you use them.

- **Combine for Dual Warmth:** Bring the flat sides of the two hand warmers together. They will magnetically snap into place, forming a single, larger warming unit, ideal for placing in a coat pocket or warming both sides of a single hand.
- **Separate for Sharing:** Easily pull the two units apart to use them individually, allowing you to warm both hands simultaneously (one warmer per hand) or share one with a friend.



Image: A pair of hands demonstrating the magnetic separation of the two OCOOPA hand warmer units, highlighting their shareable design.

MAINTENANCE AND CARE

Proper care will extend the lifespan of your hand warmers.

- **Cleaning:** Wipe the surface with a soft, dry cloth. Do not use abrasive cleaners or immerse the device in water. While IP34-rated for splash resistance, it is not waterproof.
- **Storage:** When not in use for extended periods, store the hand warmers in a cool, dry place, away from direct sunlight and extreme temperatures. It is advisable to charge them to about 50% before long-term storage.
- **Battery Health:** To maintain battery health, avoid completely draining the battery frequently. Recharge when the battery indicator is low.

TROUBLESHOOTING

If you encounter issues with your OCOOPA UT4 Rare Hand Warmers, please refer to the following common solutions:

Problem	Possible Cause	Solution
Hand warmer does not turn on.	Battery is depleted.	Charge the hand warmer fully using the provided USB-C cable.
Hand warmer does not heat up.	Not powered on; incorrect heat setting; low battery.	Ensure the device is powered on (press and hold button). Cycle through heat settings. Charge the device.
Charging indicator lights are not working.	Faulty cable or power source; charging port issue.	Try a different USB-C cable and a different USB power source. Ensure the cable is securely connected.
Magnetic connection is weak.	Debris on magnetic surfaces.	Clean the magnetic surfaces of both hand warmers with a soft, dry cloth.

If the problem persists after attempting these solutions, please contact OCOOPA customer support for further assistance.

SPECIFICATIONS

Feature	Detail
Model Name	UT4 Rare
Model Number	UT3041-BK_BK
Brand	OCOOPA
Color	Black (as per current product variant)
Material	Aluminum
Battery Type	Lithium-Ion
Battery Capacity	2000mAh per hand warmer (total 4000mAh for the pair)
Max Temperature	125°F (52°C)
Heating Time	3-5 seconds (to reach desired temperature)
Battery Life	Up to 5 hours (depending on heat setting)
Item Dimensions (LxWxH)	3.35 x 2.17 x 1.77 inches (per unit)
Item Weight	130 Grams (per unit)
Reusability	Rechargeable
Safety Certification	UL (E535516)

WARRANTY AND SUPPORT






Your OCOOPA UT4 Rare Hand Warmers come with a**12-month warranty** from the date of purchase, covering manufacturing defects and workmanship.

For warranty claims, technical support, or any questions regarding your product, please contact OCOOPA customer service. Details can typically be found on the warranty card included in your package or on the official OCOOPA website. Please retain your proof of purchase for warranty validation.



Related Documents - UT4 Rare (UT3041-BK_BK)

	<p>Ocoopa UT2s mini Rechargeable Hand Warmer User Manual</p> <p>User manual for the Ocoopa UT2s mini rechargeable hand warmer, detailing operation, charging, specifications, and safety precautions.</p>
--	---

	<p>Ocoopa DuoHeat UT5 Hand Warmer User Manual</p> <p>User manual for the Ocoopa DuoHeat UT5 rechargeable hand warmer, providing instructions on operation, charging, safety, troubleshooting, and specifications.</p>
	<p>Ocoopa UT3 Lite Hand Warmer User Manual - Model UT3053</p> <p>Official user manual for the Ocoopa UT3 Lite hand warmer (Model UT3053). Learn about features, usage, charging, specifications, and safety precautions.</p>
	<p>Ocoopa UT5 Sway Hand Warmer User Manual</p> <p>Comprehensive user manual for the Ocoopa UT5 Sway (UT3043) rechargeable hand warmer. Provides detailed safety instructions, operating procedures, specifications, battery disposal guidelines, and customer support information.</p>
	<p>Ocoopa UT3 Pro Rechargeable Hand Warmer User Manual</p> <p>Detailed user manual for the Ocoopa UT3 Pro rechargeable hand warmer (Model UT4102), covering specifications, safety warnings, operating instructions, and technical support.</p>
	<p>Ocoopa UT2s Union Series Rechargeable Hand Warmer User Manual</p> <p>Comprehensive user manual for the Ocoopa UT2s Union Series rechargeable hand warmer. Provides safety warnings, operating instructions, charging details, specifications, and warranty information.</p>