

[Manuals.plus](#) /

› [Greesum](#) /

› Greesum 3 Piece Patio Furniture Set Instruction Manual

Greesum LCRF

Greesum 3 Piece Patio Furniture Set Instruction Manual

1. PRODUCT OVERVIEW

This manual provides detailed instructions for the assembly, operation, and maintenance of your Greesum 3 Piece Patio Furniture Set. This set is designed for outdoor use, offering a comfortable and versatile seating solution for your yard, garden, porch, or poolside.

The set includes a chaise lounge sofa, a rattan bench, and a coffee table with a tempered glass top. These components can be arranged together as an L-shaped sectional or separated to form a two-piece conversation set.



Figure 1: Greesum 3 Piece Patio Furniture Set with Light Beige Cushions and Coffee Table.

2. SAFETY INFORMATION

WARNING: This product requires assembly. Always follow the provided instructions for safe assembly. To prevent tip-over, ensure the assembled product is stable and secure. Keep children and pets away from the assembly area. Do not leave sharp or small parts within reach of children.

Ensure all connections are tightened securely before use. Periodically check and re-tighten all fasteners to maintain stability. Do not exceed the recommended weight limits for each component.

3. PRODUCT COMPONENTS

Your Greesum Patio Furniture Set includes the following main components:

- 1 x Patio Loveseat
- 1 x Patio Lounge (Chaise)
- 1 x Coffee Table with Tempered Glass Top
- 3 x Back Cushions

- 2 x Seat Cushions



Figure 2: Included components and their approximate dimensions.

The design allows for flexible arrangement. You can configure the set as an L-shaped sectional or separate the lounge to create a two-piece seating arrangement.

DETACHABLE DESIGN



Table
110 LBS

Sofa
600 LBS

Enjoy a L-Shape Sectional , Conversation Set ,
or detach lounger for a 2-piece set



Figure 3: Detachable design and weight capacities. Table: 110 lbs, Sofa: 600 lbs.

4. ASSEMBLY INSTRUCTIONS

All necessary parts and instructions are packaged in a single box. Follow the specific installation diagrams and text descriptions provided in the separate assembly guide to complete the setup. It is recommended to assemble the furniture on a soft, clean surface to prevent damage.

Ensure all bolts and screws are finger-tightened initially, then fully tighten them once all components are correctly aligned. Do not overtighten to avoid stripping threads or damaging parts.

Your browser does not support the video tag.

Video 1: Official product video demonstrating the features and assembly of the Greesum 3 Piece Patio Furniture Set.

5. OPERATING INSTRUCTIONS

Once assembled, your Greesum Patio Furniture Set is ready for use. Arrange the loveseat, lounge, and coffee table to suit your outdoor space and preferences. The cushions are designed for comfort and can be easily placed on the seats and backrests.

The coffee table provides a convenient surface for drinks, snacks, or decorative items. Always place items gently on the tempered glass top to prevent scratches or damage.



Figure 4: The patio set configured for use in an outdoor setting.




Figure 5: Versatile placement options for the patio furniture set.

6. MAINTENANCE

6.1 Cleaning

- **Frame and Wicker:** Wipe the polyethylene rattan and steel frame with a damp cloth. For stubborn dirt, use a mild soap solution and rinse thoroughly. Avoid harsh chemicals or abrasive cleaners.
- **Cushions:** The cushions feature zippered, waterproof covers for easy removal and cleaning. Hand wash with mild soap and cold water, then air dry. Do not machine wash or tumble dry.
- **Tempered Glass:** Clean the glass tabletop with a glass cleaner and a soft cloth.

6.2 General Care

- The PE rattan is UV-resistant and fade-resistant, but prolonged exposure to direct sunlight and harsh weather can affect its longevity.
- During extreme weather conditions (heavy rain, snow, strong winds), it is recommended to move the furniture indoors or cover it with a protective dust cover to ensure its longevity.
- Periodically check all fasteners and connections to ensure they remain tight and secure.



Figure 6: Cushion features for easy maintenance.









	<p>FLEXIBLE RATTAN ARTISTRY</p> <p>Upgraded rattan brings better quality, combining flexibility and breathability for a superior experience</p> <p>  UV Protection  Fade-Resistant </p>		<p>FUNCTIONAL COMFORT CUSHION</p> <p>Soft, breathable, and removable, this design combines comfort with easy maintenance</p> <p>  Springy Comfort  Easy-Clean Design </p>
	<p>CRAFTED FOR STABILITY</p> <p>The sturdy frame ensures peace of mind during use and resists deformation for enhanced longevity</p> <p>  Powerful Support  Built to Last </p>		<p>SAFETY TEMPERED GLASS</p> <p>The spacious table enhances your afternoon tea with friends, while the sturdy glass ensures easy</p> <p>  Shatterproof Safety  Scratch-Resistant </p>

Figure 7: Key features for durability and comfort.



Figure 8: Recommendations for extending product lifespan.

7. TROUBLESHOOTING

If you encounter any issues with your Greesum Patio Furniture Set, please refer to the following common solutions:

- **Instability:** Ensure all bolts and screws are fully tightened. Check that the furniture is placed on a flat, even surface.
- **Missing Parts:** Carefully check all packaging materials. If parts are genuinely missing, contact customer support with your purchase details.
- **Damaged Parts:** If any part arrives damaged, do not proceed with assembly. Contact customer support for assistance.
- **Cushion Discoloration:** While cushions are fade-resistant, prolonged exposure to direct sunlight can cause some fading over time. Store cushions indoors or use a protective cover when not in use.

8. SPECIFICATIONS

Feature	Detail
Brand	Greesum
Model Number	LCRF
Color	Light Beige
Material Type	Polyethylene (Rattan)
Item Weight	73.43 Pounds

Feature	Detail
Item Dimensions (L x W x H)	70.4 x 46.8 x 24.8 inches
Item Depth	30 inches
Style	Modern
Shape	L-Shape (Configurable)
Required Assembly	Yes
UPC	760606140691

9. WARRANTY AND SUPPORT

Specific warranty information for this product is not provided in the available data. Please refer to your purchase documentation or contact the retailer directly for details regarding warranty coverage.

For any questions, concerns, or assistance with your Greesum Patio Furniture Set, please contact Greesum customer support through their official channels or the retailer from whom you purchased the product.