



[Manuals.plus](#) /

> [Neezra](#) /

> Universal WC Flush Mechanism User Manual

Neezra AK-26

Universal WC Flush Mechanism User Manual

BRAND: NEEZRA | MODEL: AK-26

1. Introduction

Thank you for choosing the Neezra Universal WC Flush Mechanism. This product is designed for easy installation and long-lasting performance, compatible with most toilet cisterns. It features a dual-flush system for optimal water saving and is constructed from high-quality, durable materials to ensure a perfect seal and prevent leaks.

This manual provides detailed instructions for installation, operation, maintenance, and troubleshooting to ensure you get the most out of your new flush mechanism.



Figure 1: Neezra Universal WC Flush Mechanism with packaging and included components.


2. Product Components

The Neezra Universal WC Flush Mechanism comes with all necessary parts for a complete installation and extended durability. Please ensure all components listed below are present before beginning installation:

- Universal Flush Mechanism Unit
- Dual Flush Button (Push-button)
- Foam Seal (for perfect sealing between tank and toilet)
- Flush Seal (for efficient evacuation and leak prevention)
- Additional replacement parts (e.g., extra seals, as specified in packaging)

TOUT CE QU'IL FAUT POUR 15 ANS DE TRANQUILLITÉ

LES AVANTAGES EXCLUSIFS DE LA
CHASSE D'EAU NEEZRA.



JOINT POUR LE CLAPET: ASSURE UNE PARFAITE
ÉTANCHÉITÉ À CHAQUE CHASSE.



JOINT POUR LA BASE DE LA CUVE: EMPÊCHE
LES FUITES ENTRE LA CUVE ET LA BASE.



MOUSSE DE SUPPORT: STABILISE LA CUVE ET
RÉDUIT LES VIBRATIONS POUR ÉVITER L'USURE.




**INVESTISSEZ DANS UN PRODUIT COMPLET ET DURABLE
PLUS BESOIN DE REMPLACER TOUS LES DEUX ANS.**

Figure 2: Detailed view of the included high-quality seals (clapet seal, base seal) and the robust flush button, essential for leak-proof performance and stability.

KIT DE REMPLACEMENT COMPLET OFFERT

pour prolonger la durée de
vie de votre installation.



MOUSSE : JOINT EN MOUSSE POUR UNE ÉTANCHÉITÉ
PARFAITE ENTRE LE RÉSERVOIR ET LES TOILETTES.



JOINT AFFLEURANT : EMPÊCHE LES FUITES ET
ASSURE UNE ÉVACUATION EFFICACE.



BOUTON DE CHASSE D'EAU : ROBUSTE ET
DURABLE, POUR UNE UTILISATION PROLONGÉE.



Figure 3: The complete replacement kit, including foam seal for tank-to-toilet connection, flush seal for efficient evacuation, and a durable flush button, ensuring extended product life.

3. Installation Guide

The Neezra flush mechanism is designed for quick and intuitive installation, typically completed in 3 easy steps. For a visual guide, please refer to the installation video accessible via the QR code provided in your product packaging.

Step-by-Step Installation:

1. **Preparation:** Turn off the water supply to your toilet and flush to empty the cistern. Remove the old flush mechanism. Clean the inside of the cistern thoroughly.
2. **Install the New Mechanism:** Place the Neezra universal flush mechanism into the cistern. Ensure the base seal is correctly positioned to create a watertight connection with the toilet bowl. Secure the mechanism according to your toilet's design (usually by tightening a nut from underneath the cistern).
3. **Connect and Test:** Reconnect the water supply line to the fill valve (not included with this flush

mechanism). Install the dual flush button onto the cistern lid, ensuring it aligns with the mechanism. Turn on the water supply slowly and check for any leaks. Perform several test flushes to ensure proper operation of both small and large flush options.



Figure 4: The Neezra flush mechanism installed in a toilet cistern, illustrating its compact design and highlighting the ease of installation.

4. Operating Instructions

The Neezra Universal WC Flush Mechanism features a dual-flush system designed to conserve water. This system provides two flushing options:

- **Small Flush (Half Flush):** Press the smaller button on the dual flush actuator. This option releases a reduced volume of water, ideal for liquid waste, significantly saving water with each use.
- **Large Flush (Full Flush):** Press the larger button on the dual flush actuator. This option releases the full volume of water for solid waste, ensuring effective and powerful evacuation.

Always ensure the cistern has refilled completely before attempting another flush to ensure optimal performance.



Figure 5: Exploded diagram of the Neezra flush mechanism, showcasing its universal design, robust construction, watertight mechanism, and dual-flush capability.

5. Care and Maintenance

The Neezra flush mechanism is built with high-quality materials for a durability of 15 years. Regular, simple maintenance can further extend its lifespan and ensure continued optimal performance:

- **Regular Cleaning:** Periodically clean the inside of the cistern and the flush mechanism components to prevent mineral buildup and ensure smooth operation. Use non-abrasive cleaners.
- **Seal Inspection:** Inspect the foam seal and flush seal annually for any signs of wear or damage. Replace them if necessary using the provided replacement kit to maintain a perfect seal and prevent leaks.
- **Component Check:** Ensure all moving parts, especially the flush button and internal levers, operate smoothly. The product features galvanized stainless steel screws and a high-quality button to resist corrosion and wear.

PROBLÈME FRÉQUENT : VIS ROUILLÉE APRÈS 3 MOIS



trucsdivers
 ★★★★★ Lasted 3 months -- Spring Transmission Mechanism already corroded.
 Commenté en France le 10 juillet 2024
 Acheté il y a 3 mois seulement. La languette blanche en plastique (photo), contenue dans l'actionneur en contact avec le bouton presseur, montre des tâches de rouille, et ne remonte plus jusqu'en haut de course pour que l'appel de remplissage d'eau se stoppe -> la chasse d'eau se déverse alors sans cesse jusqu'à ce que quelqu'un doive manuellement fermer la vanne d'arrivée, ça fait cher la facture d'eau !
 Je ne l'ai pas démonté donc je ne sais pas si c'est le ressort de rappel, la visserie, ou le câble de transmission dans la gaine qu'ils n'ont pas choisi en inox, mais ce choix de leur part rend leur produit non fiable.
 Il reste maintenant à voir si le



★★★★★ Achat vérifié
 Le ressort est tres tres faible.
 Le ressort ne pousse pas le buton entièrement vers le haut.
 Différence de niveau entre les deux parties



FUITE



ROUILLE



DURÉE DE VIE COURTE

VIS GALVANISÉES INOXYDABLES – PROTÉGÉES CONTRE ROUILLE.

DURÉE DE VIE PROLONGÉE GRÂCE À DES MATÉRIAUX PREMIUM.



BOUTON POUSSOIR DE HAUTE QUALITÉ

CHOISISSEZ LA QUALITÉ NEEZRA – UNE DURABILITÉ GARANTIE POUR VOTRE TRANQUILLITÉ



LONGÉVITÉ



ANTI CORROSION



QUALITÉ,

Figure 6: Comparison highlighting the corrosion resistance of Neezra's galvanized stainless steel screws and high-quality flush button, preventing common issues like rust and premature wear.

6. Troubleshooting

If you encounter any issues with your Neezra Universal WC Flush Mechanism, please refer to the common problems and solutions below:

Problem	Possible Cause	Solution
Toilet constantly runs or leaks	Worn or improperly seated flush seal; debris under the seal; fill valve issues (if applicable).	Turn off water, inspect and clean the flush seal. Ensure it is seated correctly. Replace the seal if worn using the provided spare parts. Check the fill valve for proper shut-off.

Problem	Possible Cause	Solution
Weak or incomplete flush	Insufficient water level in cistern; obstruction in the flush mechanism; worn flush seal.	Check water level and adjust the fill valve if necessary. Inspect the mechanism for any blockages. Replace the flush seal if it appears worn.
Flush button sticking or not returning	Misalignment of the button; debris; internal mechanism issue.	Ensure the button is correctly aligned with the mechanism. Clean any debris around the button. The Neezra button is designed for durability; if issues persist, contact customer support.

If the problem persists after attempting these solutions, please contact Neezra customer support for further assistance.

7. Product Specifications

Attribute	Detail
Model Number	AK-26
Dimensions (L x W x H)	8 x 14 x 28 cm
Weight	560 grams
Material	Brass or Alloy Steel
Color	White
Certification	CE Certified
Compatibility	Universal, compatible with most WC types
Flush Type	Dual Flush (Water Saving)
Durability	Proven 15 years
Included Components	Flush mechanism, push button, various seals (foam, flush), additional spare parts.






		
		
DURABILITÉ (15 ANS)	✓	✗
ÉTANCHÉITÉ PARFAITE.	✓	✗
CERTIFICATION CE.	✓	✗
INSTRUCTIONS D'INSTALLATION EN FRANÇAIS.	✓	✗
INSTALLATION FACILE.	✓	✗
EFFICACITÉ D'ÉVACUATION.	✓	✗
ÉCONOMIE D'EAU (DOUBLE CHASSE)	✓	✗
RÉGLABLE.	✓	✗
KIT DE REMPLACEMENT INCLUS.	✓	✗
MARQUE FRANÇAISE.	✓	✗

Figure 7: Feature comparison table demonstrating the superior attributes of the Neezra flush mechanism, including 15-year durability, perfect sealing, CE certification, and easy installation.

8. Warranty and Customer Support

Neezra is a French brand committed to quality and reliability. Your Universal WC Flush Mechanism is certified and designed for long-term use, with a proven durability of 15 years.

We stand by the quality of our product. If you have any questions, concerns, or require assistance with your Neezra flush mechanism, our responsive customer service team is available to help. Please refer to the contact information provided in your product packaging or on our official website.

Your satisfaction is our priority, ensuring a worry-free experience with our product.

REJOIGNEZ LES MILLIERS DE CLIENTS SATISFAITS

Notre promesse : la qualité et la satisfaction avant tout. Produit certifié et durable



DURABILITÉ



AGRÉÉ



QUALITÉ



Figure 8: Visual representation of Neezra's commitment to durability, certification, and overall product quality, emphasizing customer satisfaction.