



Manuals.plus /

› **Monster** /

› Monster N-Lite 210 Wireless Earbuds User Manual

## Monster W36

# Monster N-Lite 210 Wireless Earbuds User Manual

Model: W36

## INTRODUCTION

---

Thank you for choosing the Monster N-Lite 210 Wireless Earbuds. This manual provides detailed instructions on how to set up, operate, and maintain your earbuds to ensure optimal performance and longevity. Please read this manual thoroughly before using the product.

## WHAT'S IN THE BOX

---

Upon unboxing your Monster N-Lite 210 Wireless Earbuds, please verify that all the following components are included:

- Earphones x 2 (Left & Right)
- Charging Case x 1
- Ear Tips x 3 Pairs (S/M/L)
- Ear Supports x 3 Pairs (S/M/L)
- Type-C Charging Cable x 1
- Quick Start Guide x 1




Image: All components included in the Monster N-Lite 210 Wireless Earbuds package.

## SETUP

---

### 1. Charging the Earbuds and Case

Before first use, fully charge the earbuds and the charging case.

- Place the earbuds into the charging case. Ensure they are correctly seated.
- Connect the Type-C charging cable to the charging port on the case and plug the other end into a USB power source.
- The indicator lights on the case will show the charging status.
- A full charge provides up to 8 hours of listening time for the earbuds, with the charging case extending total playtime to 32 hours.

# Latest Bluetooth 5.4



More Stable Connection



Lower Power Consumption



Lower Latency



Longer Transmission Range

Image: Earbuds and charging case showing charging indicators and battery life information.

## 2. Achieving the Perfect Fit

The Monster N-Lite 210 earbuds come with three different sizes of ear tips and ear supports (S/M/L) to ensure a comfortable and secure fit.

1. **Select Ear Tips:** Choose the ear tips that provide the best seal and comfort for your ears. A good seal is crucial for optimal sound quality and bass response.
2. **Select Ear Supports:** Choose the ear supports that fit snugly into your ear's concha, helping to keep the earbuds securely in place, especially during physical activity.
3. **Insert Earbuds:** Gently insert each earbud into your ear canal.
4. **Adjust for Comfort:** Twist the earbuds slightly forward or backward until they feel secure and comfortable. The ergonomic design is crafted to nestle naturally in your ear.

# Pure Monster Sound

Delivers real sound with deep bass. Keep noise out, provide truly immersive Sound.



Image: Illustration of the ergonomic fit and interchangeable ear tips and ear supports.



Image: Step-by-step guide on how to properly insert and adjust the earbuds for a secure fit.

### 3. Bluetooth Pairing

The Monster N-Lite 210 earbuds utilize advanced Bluetooth 5.4 technology for a stable and low-latency connection.

#### 1. First-time Pairing:

- Open the charging case. The earbuds will automatically enter pairing mode.
- On your device (smartphone, tablet, laptop), enable Bluetooth.
- Search for "Monster N-Lite 210" in the list of available Bluetooth devices and select it to connect.
- Once connected, you will hear an audible confirmation, and the indicator lights on the earbuds will change.

2. **Auto Re-connection:** After the initial pairing, the earbuds will automatically reconnect to the last paired device when taken out of the charging case, provided Bluetooth is enabled on the device and it is within range (up to 12 meters).




Image: Visual representation of Bluetooth 5.4 technology features.




Image: Example of Bluetooth pairing on a mobile device.

## OPERATING INSTRUCTIONS

### 1. Smart Touch Controls

The Monster N-Lite 210 earbuds feature sensitive touch controls for easy management of music playback and calls. The touch control area is located on the outer surface of each earbud.

Action	Control	Earbud (L/R)
Play/Pause	Click x 2	Left or Right
Voice Assistant	Hold 2s	Left or Right
Answer Call	Click x 2	Left or Right
Hang Up Call	Click x 2	Left or Right
Previous Song	Click x 3	Left
Next Song	Click x 3	Right
Volume Up	Click x 1	Right
Volume Down	Click x 1	Left

## IPX5 Water Resistance Protection



Rainy Day



Sweatproof



Splashproof




Image: Detailed guide to the smart touch controls.

## 2. Sound Quality

Experience Pure Monster Sound with the N-Lite 210 earbuds. Equipped with a 13mm oversized driver and premium diaphragms, these earbuds deliver rich, resonant bass and enhanced audio resolution, providing an immersive listening experience with minimal distortion.

# Perfect Fit

Ergonomic design and comfortable fit for uninterrupted audio.



S/M/L  
Ear Support



S/M/L  
EarTips




Image: Internal structure of the earbud showcasing the audio components responsible for sound quality.

### 3. Call Functionality

The built-in microphone ensures crystal-clear calls. Use the touch controls to answer or hang up calls effortlessly.

# Smart Touch Control

Easier to control your phone




Image: Earbuds in use during a call, emphasizing clear communication.

## MAINTENANCE

### 1. Water Resistance (IPX5)

The Monster N-Lite 210 earbuds are rated IPX5 water resistant, meaning they are protected against splashes of water from any direction. This makes them suitable for workouts, light rain, and protection against sweat.

**Important:** IPX5 rating does not mean the earbuds are fully waterproof for submersion. Do not submerge the earbuds in water or expose them to high-pressure water jets. Ensure the charging port is dry before charging.



Image: Visual representation of the earbuds' IPX5 water resistance.

## 2. Cleaning and Storage

- Regularly clean the ear tips and the mesh covers of the earbuds with a soft, dry, lint-free cloth.
- If necessary, use a slightly damp cloth for the exterior of the earbuds and charging case, then dry thoroughly.
- Avoid using abrasive cleaners or solvents.
- Store the earbuds in their charging case when not in use to protect them and keep them charged.
- Keep the earbuds and charging case away from extreme temperatures, humidity, and dust.

## TROUBLESHOOTING

If you encounter any issues with your Monster N-Lite 210 earbuds, please refer to the following common troubleshooting steps:

### • No Sound or Intermittent Connection:

- Ensure both earbuds are charged.
- Make sure Bluetooth is enabled on your device and the earbuds are within the 12-meter range.
- Try disconnecting and re-pairing the earbuds with your device. Go to your device's Bluetooth settings, "forget" or "unpair" "Monster N-Lite 210", then repeat the pairing process.
- Restart your audio source device (phone, tablet, etc.).

### • Earbuds Not Charging:

- Ensure the charging cable is securely connected to both the case and the power source.
- Check if the power source is working correctly.
- Clean the charging contacts on both the earbuds and inside the charging case with a dry cotton swab.

### • One Earbud Not Working:

- Place both earbuds back into the charging case, close the lid, wait a few seconds, then take them out again. This can reset their connection.
- Ensure both earbuds are charged.
- Perform a full reset of the earbuds (refer to the Quick Start Guide for specific reset instructions if available, or try holding the touch control area for an extended period while in the case).

### • Touch Controls Not Responding:

- Ensure your fingers are clean and dry when touching the control area.

- Make sure the earbuds are properly seated in your ears.
- Try restarting the earbuds by placing them in the case and taking them out.

If the issue persists after trying these steps, please contact Monster customer support for further assistance.

## SPECIFICATIONS

Key technical specifications for the Monster N-Lite 210 Wireless Earbuds:

Feature	Detail
Model Name	W36
Connectivity Technology	Wireless (Bluetooth)
Bluetooth Version	5.4
Bluetooth Range	12 Meters
Battery Life (Earbuds)	Up to 8 Hours (single charge)
Total Playtime (with Case)	Up to 32 Hours
Charging Port	Type-C
Audio Driver Type	Dynamic Driver (13mm)
Frequency Range	20 Hz - 20,000 Hz
Control Method	Touch Control
Water Resistance Level	IPX5
Built-in Microphone	Yes
Item Weight	5.6 ounces
Manufacturer	Monster

## WARRANTY AND SUPPORT

Monster is committed to ensuring your satisfaction with the N-Lite 210 Wireless Earbuds.

- **Warranty Information:** For detailed warranty terms and conditions, please refer to the official Monster website or the warranty card included with your product.
- **Customer Support:** If you have any questions, feedback, or require assistance with your product, please contact Monster's professional customer service team. Contact details can typically be found on the official Monster website or in the Quick Start Guide.