

CINOTON C5107-E

CINOTON Permanent Outdoor Lights 50ft, Smart RGBW+IC Eaves Lights User Manual

Model: C5107-E

Brand: CINOTON

1. INTRODUCTION

The CINOTON Permanent Outdoor Lights are designed to provide versatile and durable lighting for your home's exterior. Featuring RGBW+IC technology, these 50ft eaves lights offer 16 million colors, a dedicated 2700K warm white option, and 111 preset scene modes. They are IP67 waterproof, ensuring reliable performance in various weather conditions. Control is convenient via the Smart Life App, remote control, or voice commands through Alexa and Google Assistant.

2. WHAT'S IN THE BOX

- Outdoot String lights*2 (50ft total, 30 LED beads)
- Remote*1
- ETL Adapter*1
- 12ft extension cable*1
- Accessory Clips*1 bag
- Screw*1 bag
- User Manual*1

Lets Dance with Music

Built-in microphone



Figure 1: Package contents including string lights, remote, adapter, extension cable, clips, screws, and user manual.

3. SETUP AND INSTALLATION

3.1 Pre-Installation Checklist

- Ensure the installation surface (e.g., eaves) is clean and free of dust, grease, or grime for optimal adhesive performance.
- Measure the desired length for your light installation to ensure you have adequate string lights and extension cables.

- Test the light string and all components indoors before permanent installation to verify functionality.

3.2 Installation Steps

1. **Clean the Installation Surface:** Thoroughly clean the eaves or desired installation area. For optimal adhesion, use rubbing alcohol or a glass cleaner, depending on the surface material.
2. **Attach the Lights:** Each LED light features a 3M adhesive strip on the back. Peel off the protective film and firmly press each light onto the cleaned surface. Ensure the lights are installed vertically, 2-4 inches away from the wall for the best triangular lighting effect.
3. **Secure with Clips/Screws:** For long-term stability and to withstand various weather conditions, use the provided accessory clips and screws to further secure each light.
4. **Connect String Segments:** The product includes two string segments. Connect them by aligning the arrows on the connectors and twisting to secure.
5. **Use Extension Cables (if needed):** If your installation requires additional length between light segments or from the power source, connect the 12ft extension cable.
6. **Connect Adapter and Control Box:** Connect the light string to the control box, and then connect the control box to the ETL-listed adapter.
7. **Power On:** Plug the adapter into a suitable outdoor power outlet.

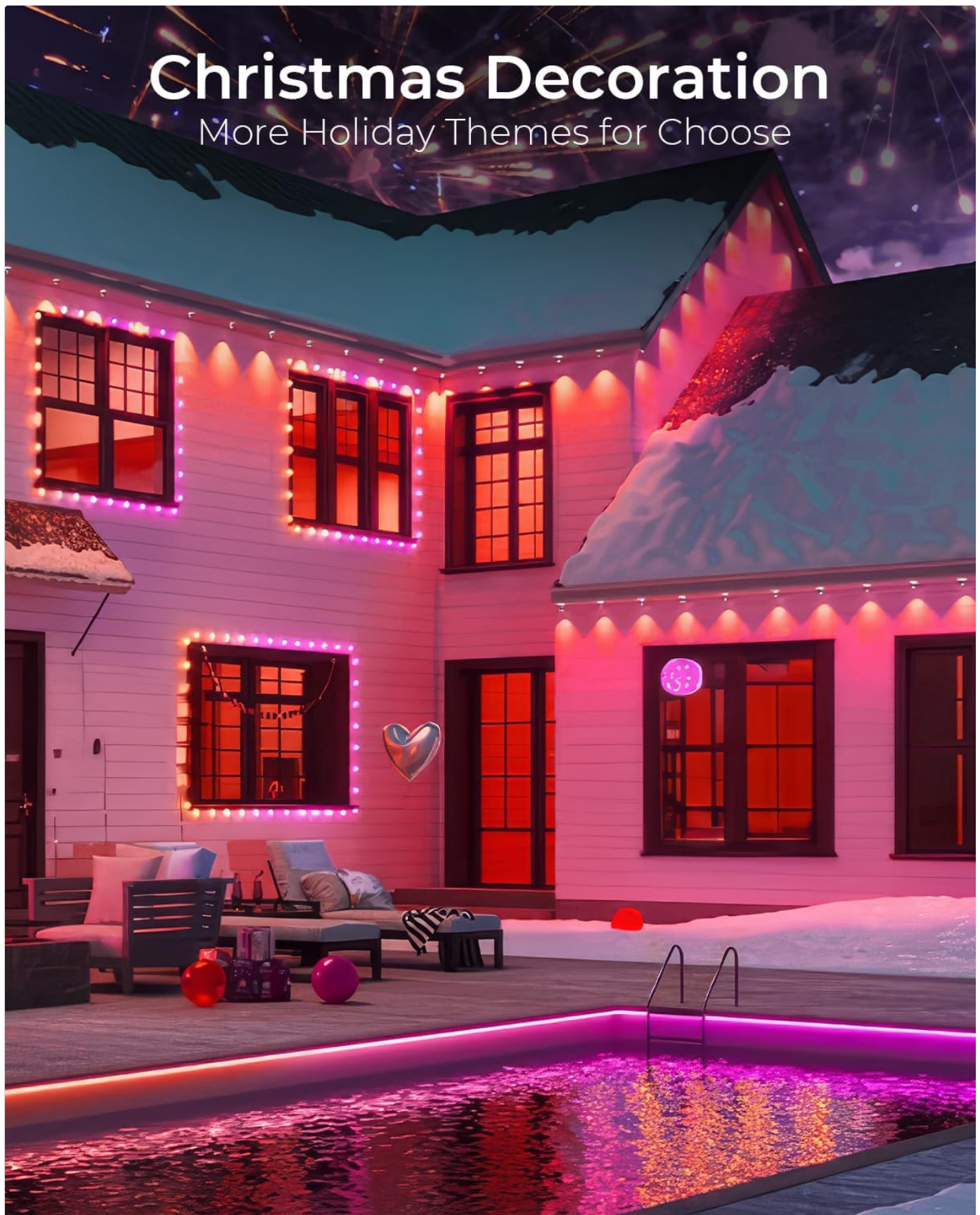


Figure 2: Proper installation of the lights on the eaves, ensuring secure attachment and optimal light projection.

3.3 Connecting to Smart Life App

1. **Download the App:** Download the "Smart Life" app from your smartphone's app store (available on iOS and Android).
2. **Enable Bluetooth/Wi-Fi:** Ensure Bluetooth and Wi-Fi are enabled on your smartphone.
3. **Enter Pairing Mode:** Press and hold the main button on the control box for 3-5 seconds until the lights begin to flash, indicating pairing mode.

4. **Add Device:** Open the Smart Life app, tap "+" to add a device. The app should automatically detect the lights. Follow the on-screen prompts to complete the pairing process.




Figure 3: The Smart Life app interface for controlling the lights, showing color selection and individual light control.

4. OPERATION

4.1 Control Methods

- **Smart Life App:** Offers full control over colors, brightness, scenes, and custom modes.
- **Remote Control:** Provides basic control for power, color changes, and scene selection.
- **Voice Control:** Compatible with Alexa and Google Assistant for hands-free operation.



Figure 4: Various ways to control your CINOTON lights: via smartphone app, voice assistants like Alexa and Google Assistant, the included remote, or the physical control box.

4.2 Light Modes and Scenes

- **Color Options:** Choose from 16 million colors to match any mood or occasion.
- **Warm White:** A dedicated 2700K warm white setting provides accent lighting for year-round use.
- **Preset Scenes:** Access 111 pre-programmed scenes for various holidays and daily ambiance.
- **DIY Mode:** Customize your own lighting effects and save them for future use.
- **Music Sync:** Lights can synchronize with music, reacting to the rhythm for dynamic displays.



Figure 5: A house showcasing over 100 preset scene modes and DIY customization options available through the app.

4.3 Timer Functionality

- Set schedules within the Smart Life app to automatically turn the lights on or off at specific times.

5. MAINTENANCE

- **Cleaning:** Periodically wipe down the lights and installation surface with a soft, damp cloth to remove dirt and maintain optimal light output.
- **Connection Check:** Ensure all connections (string segments, extension cables, adapter) remain securely fastened, especially after severe weather.
- **Durability:** The lights are IP67 waterproof and designed to withstand temperatures from -4°F to 140°F (-20°C to 60°C), making them suitable for year-round outdoor use.

6. TROUBLESHOOTING

- **Lights Not Turning On:** Check if the adapter is securely plugged into a working power outlet. Ensure all cable connections are tight.
- **App Connectivity Issues:** Verify your smartphone's Bluetooth and Wi-Fi are active. Ensure the lights are in pairing mode (flashing) when attempting to connect via the Smart Life app. Restarting the app or your phone may also help.
- **Adhesive Not Holding:** Ensure the installation surface was thoroughly cleaned and dry before applying the adhesive. For long-term security, always use the provided clips and screws.
- **Remote Control Not Working:** Check the battery in the remote control. Ensure there are no obstructions between the remote and the control box.

7. SPECIFICATIONS

Feature	Specification
Brand	CINOTON
Model Number	C5107-E
Item Length	50 Feet
Number of Light Sources	30 LED beads
Light Source Type	LED (RGBW+IC)
Light Color	Multicolor (16 million colors) & 2700K Warm White
Luminous Flux	50 Lumen
Ingress Protection (IP) Rating	IP67 (string lights), IP65 (Control Box & Adapter)
Voltage	36 Volts (low voltage)
Wattage	36 watts
Control Method	Remote, Smart Life App, Voice Control (Alexa, Google Assistant)
Operating Temperature	-4°F to 140°F (-20°C to 60°C)

8. WARRANTY AND SUPPORT

The CINOTON Permanent Outdoor Lights come with a 2-year protection plan. For any product inquiries, technical support, or warranty claims, please refer to the contact information provided in your user manual or visit the official CINOTON website.

9. OFFICIAL PRODUCT VIDEOS

Lights Show for CINOTON Permanent Outdoor Lights

This video demonstrates various color options, dimming capabilities, and preset scene modes of the CINOTON Permanent Outdoor Lights. It showcases the lights changing colors and patterns on an interior wall, highlighting the extensive customization available through the app.





CINOTON Permanent Outdoor Lights RGBW

A short video showcasing the CINOTON Permanent Outdoor Lights in action, displaying different RGBW color combinations and effects on a house exterior.

Overview for CINOTON Permanent Outdoor Lights

This video provides an overview of the CINOTON Permanent Outdoor Lights, demonstrating their installation process, various lighting modes, and smart control features on a house exterior.

Related Documents - C5107-E

	Cinoton Smart Ceiling Light User Manual and Installation Guide Comprehensive user manual for the Cinoton Smart Ceiling Light (Model STR-CL-001). Includes installation steps, app setup, voice assistant integration with Alexa and Google Assistant, troubleshooting, specifications, and FCC compliance information.
	CINOTON FL35-200W-50K-P LED Flood Light User Manual User manual for the CINOTON FL35-200W-50K-P LED Flood Light, detailing lighting parameters, specifications, certifications, and applications for outdoor lighting.
	Sunco Lighting SH-C5107-B Permanent Outdoor LED Lights - User Guide & Specifications Detailed information on Sunco Lighting's SH-C5107-B Permanent Outdoor LED Lights, including features, product data, dimensions, installation, and app usage. IP65 rated, Bluetooth & Wi-Fi compatible.
	Sunco Lighting SH-C5107-B02 Permanent Outdoor LED RGBW Lights - User Manual & Specifications Detailed user manual and specifications for Sunco Lighting's SH-C5107-B02 Permanent Outdoor LED RGBW Lights. Features include 16 million colors, Bluetooth/Wi-Fi control, timer functions, and IP65 rating.
	Hollywood Vanity Mirror Lights HMR-12W-WW/NW/CW - Product Specifications and Usage Detailed specifications, package contents, and usage instructions for the Hollywood Vanity Mirror Lights (Model HMR-12W-WW/NW/CW) featuring 3 color modes and USB power. Includes information from C&E Connection E-Commerce (DE) GmbH.

**LED CURTAIN LIGHTS**

LED CURTAIN LIGHTS Lichtvorhang mit LED-Strips	LED STRIPS LED-Strips mit 12V-LEDs
ZUSÄTZLICHE FUNKTIONEN Dimmbar, Fernbedienung, Timerfunktion	ZUSÄTZLICHE FUNKTIONEN Dimmbar, Fernbedienung, Timerfunktion
LED-LEUCHTSTROMVERBRAUCH Niedriger Energieverbrauch	LED-LEUCHTSTROMVERBRAUCH Niedriger Energieverbrauch

IAN 459149_2401

[LIVARNO home LED Curtain Lights: User Manual, Safety & Operation Guide](#)

Comprehensive user manual for LIVARNO home LED Curtain Lights (HG11674A/HG11674B). Includes safety instructions, proper use, technical data, timer function, cleaning, and warranty information for indoor and outdoor domestic use.