

## Machenike 3545HD4

# Machenike Machcreator Mini PC Desktop User Manual

Model: 3545HD4

## 1. INTRODUCTION

---

Welcome to the user manual for your Machenike Machcreator Mini PC Desktop. This guide provides essential information for setting up, operating, maintaining, and troubleshooting your new mini PC. Designed for efficiency and performance, the Machcreator Mini PC is a compact yet powerful computing solution for various applications.

## 2. GETTING STARTED

---

### 2.1 Package Contents

Please verify that all items are present in your package:

- MACHENIKE Machcreator Mini Desktop
- Power Adapter
- User Manual (this document)
- VESA Mount Kit (for attaching to the back of a monitor)

### 2.2 Product Overview



Figure 2.1: The Machenike Machcreator Mini PC, demonstrating its ultra-compact form factor.

# CREATOR MINI PC II

► i5-12450H, Mini PC, Powerful, Pleasing



Figure 2.2: The Machenike Creator Mini PC II, highlighting its design and core features.

The Machenike Machcreator Mini PC is engineered for high performance in a small footprint. It features an Intel Core i5-12450H processor, ample RAM, and fast SSD storage, making it suitable for business, entertainment, and creative tasks. Its compact design allows for versatile placement, including VESA mounting behind a monitor.

## 2.3 Initial Setup

1. **Connect Peripherals:** Connect your monitor(s) to the HDMI or DisplayPort. Connect your keyboard and mouse to the available USB ports.
2. **Connect Power:** Plug the power adapter into the DC-in port on the mini PC, then plug the adapter into a power outlet.
3. **Power On:** Press the power button located on the front of the mini PC.
4. **Windows 11 Pro Setup:** Follow the on-screen instructions to complete the initial setup of Windows 11 Pro. This includes setting up your region, language, network connection, and user account.

## 3. OPERATING INSTRUCTIONS

---

### 3.1 Windows 11 Pro

Your Machenike Machcreator Mini PC comes pre-installed with Windows 11 Pro, offering advanced features for productivity and security. For detailed information on Windows 11 Pro, please refer to Microsoft's official documentation.

Your browser does not support the video tag.

Video 3.1: An overview of the Machenike Mini Business PC, showcasing its features and capabilities.

## 3.2 Connectivity

The mini PC offers a wide range of connectivity options:

- **USB Ports:** 2 x USB 3.2 Gen 2 Type-A, 2 x USB 2.0 Type-A, 1 x Type-C (Thunderbolt 4 compatible).
- **Video Outputs:** 1 x HDMI, 1 x DisplayPort, supporting dual 4K monitor setups.
- **Network:** 2 x 2.5G Ethernet Ports for high-speed wired connections.
- **Wireless:** Wi-Fi 6 for fast wireless internet and Bluetooth 5.3 for connecting wireless peripherals.
- **Audio:** 1 x Audio Jack for headphones or speakers.

# Small but Powerful

Front: 2xUSB3.2, Thunderbolt4 Type C, 3.5mm Headphone Jack

Rear: USB3.2, USB2.0, DP1.4, HDMI2.0, Dual 2.5G Lan




Figure 3.1: Dimensions and port layout of the Machenike Machcreator Mini PC.

## 3.3 Usage Scenarios

The Machenike Machcreator Mini PC is versatile and can be used for a variety of tasks:

- **Business and Office:** Efficiently handle office applications, presentations, and video conferencing.
- **Home Entertainment:** Stream 4K content, browse the web, and enjoy casual gaming.
- **Creative Work:** Perform light photo editing and graphic design tasks.





Figure 3.2: Illustrative usage scenarios for the Machenike Machcreator Mini PC.

## 4. MAINTENANCE

---

### 4.1 Cleaning

To ensure optimal performance and longevity of your mini PC, regular cleaning is recommended:

- Use a soft, dry cloth to wipe the exterior of the device.
- For stubborn marks, slightly dampen the cloth with water or a mild, non-abrasive cleaner.
- Avoid spraying liquids directly onto the device.
- Periodically use compressed air to clear dust from the ventilation openings to maintain proper airflow and cooling.

### 4.2 Software Updates

Keep your Windows 11 Pro operating system and drivers updated to ensure system stability, security, and performance. You can check for updates via Windows Update in the Settings menu.

## 5. TROUBLESHOOTING

---

This section addresses common issues you might encounter with your Machenike Machcreator Mini PC.

Problem	Possible Cause	Solution
No display on monitor	Loose cable connection, incorrect input source, monitor off.	Check HDMI/DisplayPort cable connections. Ensure monitor is powered on and set to the correct input. Try a different cable or monitor.
PC does not power on	Power adapter not connected, power outlet issue.	Verify power adapter is securely connected to the PC and a working power outlet. Try a different outlet.
No internet connection (Wi-Fi)	Wi-Fi disabled, incorrect password, router issue.	Ensure Wi-Fi is enabled in Windows settings. Re-enter Wi-Fi password. Restart your router.
Slow performance	Too many applications running, low disk space, outdated drivers.	Close unnecessary applications. Free up disk space. Update Windows and drivers.

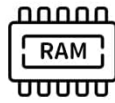
## 6. SPECIFICATIONS

Detailed technical specifications for the Machenike Machcreator Mini PC Desktop:

Intel Core  
i5-12450H



Windows 11 PRO



Max 64GB  
DDR4 3200MHz



Max 2TB  
PCIe M.2 SSD

Attach  
VESA Mount kit



Wi-Fi6



Bluetooth 5.3



2.5G LAN

2.5x of traditional network interfaces

Dual Display  
HDMI\*2



Intel UHD Graphics  
1500 MHz



Figure 6.1: Key technical specifications and features of the Machenike Machcreator Mini PC.

- **Processor:** Intel Core i5-12450H (8-Core, up to 4.4 GHz)
- **Graphics:** Integrated Intel UHD Graphics
- **RAM:** 32GB DDR4 (expandable up to 64GB)
- **Storage:** 1TB PCIe M.2 SSD (supports additional 2.5-inch SATA hard drive)
- **Operating System:** Windows 11 Pro
- **Wireless Connectivity:** Wi-Fi 6, Bluetooth 5.3
- **Ports:**
  - 2 x USB 3.2 Gen 2 Type-A
  - 2 x USB 2.0 Type-A
  - 1 x Type-C (Thunderbolt 4 compatible)
  - 1 x Audio Jack
  - 1 x HDMI
  - 1 x Display Port
  - 2 x 2.5G Ethernet Port



- **Dimensions (LxWxH):** 5.12 x 5 x 1.85 inches
- **Weight:** Approximately 8 pounds
- **Max Screen Resolution:** 3840 x 2160 pixels (4K)


## 7. WARRANTY AND SUPPORT

---

For information regarding product warranty, technical support, or service, please refer to the warranty card included with your product or visit the official Machenike website. You can also find additional support and product details on the [Amazon product page](#).

### Related Documents - 3545HD4

--	--







[Qingdao Machenike L7AIR Laptop User Manual and Specifications](#)

Official user manual and technical specifications for the Qingdao Machenike L7AIR laptop (Model 2BBT5-L7AIR), including safety guidelines and regulatory compliance information.



[MACHENIKE TH70 Pro ANC Earbuds User Manual](#)

User manual for the MACHENIKE TH70 Pro ANC Earbuds, detailing features, specifications, connection methods, package contents, and troubleshooting. Includes multi-language support.

	<p><a href="#">Machenike L7 Mix Wireless Gaming Mouse User Manual and Specifications</a></p> <p>Detailed user manual and specifications for the Machenike L7 Mix wireless gaming mouse, covering features, connectivity, DPI settings, sleep modes, and FCC compliance.</p>
	<p><a href="#">MACHENIKE G5PRO Wireless Gaming Controller Operation Manual</a></p> <p>Comprehensive operation instructions and technical specifications for the MACHENIKE G5PRO wireless gaming controller. Covers setup, connection modes for PC, Switch, Android, and iOS, key functions, expanded features like lighting and vibration, calibration, and product parameters.</p>
	<p><a href="#">Machenike G3 Gamepad User Manual</a></p> <p>Comprehensive user manual for the Machenike G3 Gamepad, covering package contents, maintenance, button layout, compatibility with various platforms (Windows, macOS, Android, Nintendo Switch, PlayStation 3), product features, extended functions like backlight and vibration adjustment, connection instructions, and technical specifications.</p>
	<p><a href="#">L8 Air Wireless Mouse User Manual - Machenike</a></p> <p>User manual for the Machenike L8 Air Wireless Mouse, detailing setup, connection, features, and specifications. Includes information on DPI settings, battery life, and charging.</p>