

VTech Advanced HQ Max

VTech Advanced HQ Max 7" IPS Video Baby Monitor Instruction Manual

Model: Advanced HQ Max

INTRODUCTION

The VTech Advanced HQ Max 7" Video Baby Monitor provides reliable, interference-free monitoring of your baby. Utilizing encrypted 2.4GHz FHSS transmission, it ensures a secure connection with a range of up to 1,000 feet, allowing you to stay connected throughout your home without needing Wi-Fi.

This manual provides detailed instructions for setting up, operating, and maintaining your VTech Advanced HQ Max baby monitor.

WHAT'S IN THE BOX

- Parent Unit
- Baby Unit (Camera)
- AC Adaptors (for Parent and Baby Units)
- Quick Start Guide

SETUP

1. **Unpack:** Carefully remove all components from the packaging.
2. **Power Connection:** Connect the AC adaptors to both the Parent Unit and the Baby Unit. Plug the adaptors into a power outlet.
3. **Initial Charge:** Allow the Parent Unit to charge for at least 12 hours before initial use to ensure optimal battery performance.
4. **Positioning the Baby Unit:** Place the Baby Unit in a location that provides a clear view of your baby's crib or play area. Ensure it is at least 3 feet (1 meter) away from your baby to avoid strangulation hazards from the power cord.
5. **Power On:** Turn on both the Parent Unit and the Baby Unit. The units should automatically link. If not, refer to the troubleshooting section.

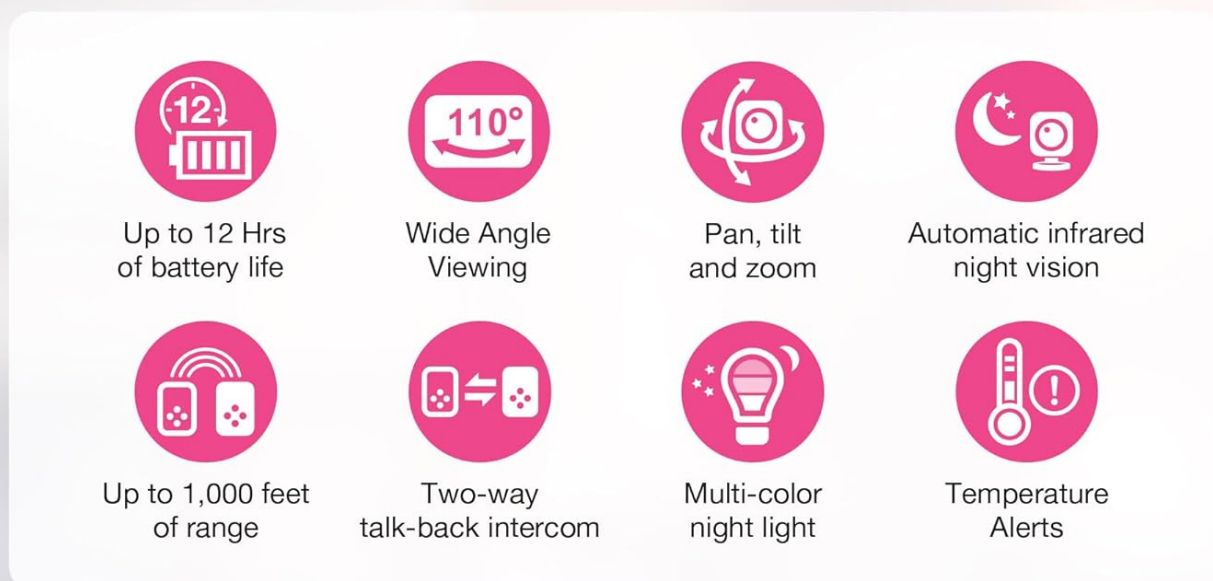


Figure 1: Parent Unit and Baby Unit with key features highlighted.

OPERATING INSTRUCTIONS

Parent Unit Overview

The Parent Unit features a 7-inch True-Color HQ IPS LCD screen for vibrant and detailed visuals. It includes intuitive buttons for navigation, volume control, and accessing various functions.

Camera Unit Overview

The Baby Unit (camera) is equipped with remote pan, tilt, and zoom capabilities, a 110-degree wide-angle lens, and a touch-activated multi-color night light.

Video Monitoring

- **7" True-Color HQ IPS LCD Screen:** Enjoy a clear, detailed view of your baby from any angle with the 178° view IPS screen.

- **Remote Pan, Tilt & Zoom:** Remotely control the camera to pan 360°, tilt 122°, and zoom up to 4x to cover the entire nursery.
- **Automatic Infrared Night Vision:** The monitor automatically switches to infrared night vision in low-light conditions, providing clear black-and-white video.

Enjoy 7" HQ True Color Comprehensive View



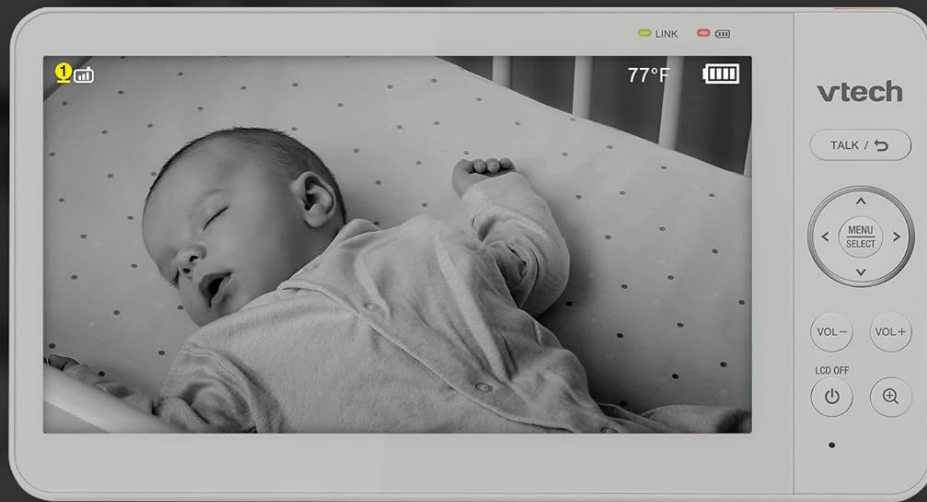
Figure 2: Enjoying a 7" HQ True Color comprehensive view of your baby.

See Clearly At Any Angle with IPS Screen



Figure 3: Clear viewing from any angle with the IPS Screen.

Automatic Infrared Night Vision



VTech
Enhanced
night vision



Others
Standard
night vision

Figure 4: Automatic Infrared Night Vision provides clear low-light viewing.

Audio Features

- **2-Way Talk:** Use the talk-back intercom feature to comfort your baby remotely by speaking through the Parent Unit.
- **Lullabies & Soothing Sounds:** The Baby Unit can play 5 calming melodies and 5 soft ambient sounds (including white noise) to help soothe your baby to sleep.

Two-way, Talk-back Intercom



Figure 5: Two-way, Talk-back Intercom feature.

Comfort & Alert Features

- **Touch-Activated Multi-Color Night Light:** Choose from 7 soothing colors directly from the Parent Unit. The night light automatically adjusts its brightness based on ambient lighting.
- **Temperature Sensor:** The Parent Unit displays the nursery's temperature, ensuring your baby's room is always comfortable.
- **Motion Alerts:** Enable motion detection to receive alerts on the Parent Unit when movement is detected in the nursery.
- **Low Battery & Lost Link Alerts:** The Parent Unit will notify you of low battery status or if the link to the Baby Unit is lost.

Soothe Your Baby with Color Night Lights and Sounds



Figure 6: Soothe your baby with color night lights and sounds.

Motion and Temperature Alerts

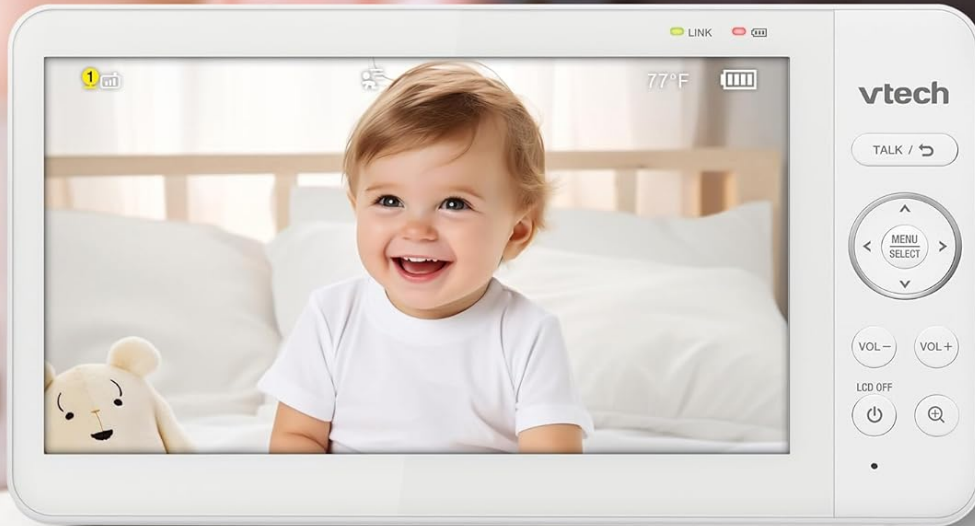


Figure 7: Motion and Temperature Alerts for enhanced monitoring.

Battery Life & Range

- **Long-Lasting Battery:** The 5000mAh rechargeable battery in the Parent Unit provides up to 12 hours of continuous video streaming.
- **Extended Range:** Maintain a secure connection up to 1,000 feet, allowing you flexibility within your home.

Extended Battery Life



12 Hours
HQ Video
streaming



5000mAh

Figure 8: Extended Battery Life for continuous monitoring.

No Wi-Fi, Stay Connected with High Privacy Protection



Figure 9: Secure transmission with long range up to 1,000 feet.

MEDIA DEMONSTRATIONS

Product Overview and Features

Video 1: A detailed overview of the VTech 7" Baby Monitor with IPS Screen, showcasing its various functions and ease of use.

Menu Navigation and Night Light Functionality

Video 2: Demonstrates navigating the monitor's menu, adjusting settings, and activating the night light feature on the camera unit.

Screen Quality, Zoom, and No Wi-Fi Benefit

Video 3: Highlights the clear screen quality, zoom functionality, and the advantages of a no Wi-Fi connection for security and ease of use.

MAINTENANCE

- **Cleaning:** Use a soft, damp cloth to clean the surfaces of the Parent Unit and Baby Unit. Do not use abrasive

cleaners or solvents.

- **Battery Care:** To prolong battery life, avoid fully discharging the Parent Unit frequently. Charge it regularly. If storing for an extended period, charge the battery fully before storage and recharge every few months.
- **Storage:** Store the monitor in a cool, dry place away from direct sunlight and extreme temperatures.

TROUBLESHOOTING

Problem	Possible Solution
No link/Connection lost	Ensure both units are powered on and within range (up to 1,000 ft). Move the Parent Unit closer to the Baby Unit. Check for obstructions or interference.
No picture/Screen is black	Check if the Baby Unit is powered on. Ensure the Parent Unit's screen is not turned off (press the LCD OFF button). Adjust screen brightness in the menu.
Poor sound quality/Interference	Move the units closer together. Ensure no other 2.4GHz devices are causing interference. Adjust the volume on the Parent Unit.
Battery drains quickly	Ensure the Parent Unit is fully charged before use. Reduce screen brightness or set a screen-off timer. Battery life naturally degrades over time.
Camera not responding to Pan/Tilt/Zoom	Check the link status. Ensure the Baby Unit is powered on. Try restarting both units.

SPECIFICATIONS

Feature	Detail
Screen Size	7 Inches IPS LCD
Video Capture Resolution	720p
Connectivity Technology	No WiFi 2.4GHz FHSS Encrypted Technology
Range	Up to 1,000 feet
Pan Angle	360 Degrees
Tilt Angle	122 Degrees
Optical Zoom	4x
Battery Capacity	5000 mAh (Parent Unit)
Battery Life (Video Streaming)	Up to 12 hours
Special Features	2-Way Audio, Cry Detection, Motion Sensor, Night Vision, Multi-Color Night Light, Temperature Sensor, Lullabies & Soothing Sounds
Dimensions (L x W x H)	8.34 x 5.07 x 4.01 inches

Feature	Detail
Item Weight	1.98 pounds

WARRANTY AND SUPPORT

VTech products are designed with quality and reliability in mind. For specific warranty information, please refer to the warranty card included in your product packaging or visit the official VTech website. For technical support, product registration, or to view FAQs, please visit the [VTech Store on Amazon](#) or the VTech Baby Care website.