



[Manuals.plus](#) /

› [PURPLE LEAF](#) /

› PURPLE LEAF 12' x 24' Hardtop Gazebo Instruction Manual

PURPLE LEAF 12' X 24' Hardtop Gazebo

PURPLE LEAF 12' x 24' Hardtop Gazebo Instruction Manual

1. SAFETY INFORMATION

Always follow installation instructions carefully. Use appropriate safety gear, including gloves and a ladder. Consult local building codes and zoning requirements before installation. Do not use the gazebo without proper assembly and a secure foundation. Furniture and weights are not included and should be used with caution to avoid safety hazards.

2. SETUP AND ASSEMBLY

Before beginning assembly, ensure you have all parts and tools as listed in your physical instruction manual. It is highly recommended to have at least two people for assembly, especially during the roof installation phase.

2.1 Pre-Assembly Steps

- **Review Instructions:** Carefully read through the entire instruction manual before starting.
- **Organize Parts:** Unpack all components and organize them by their labels. Using small containers for fasteners can prevent loss and confusion.
- **Site Preparation:** Choose a level area for installation. Ensure the ground is stable and clear of obstructions. Check local regulations for any required permits or HOA guidelines.

2.2 Frame Assembly

Assemble the main frame structure according to the diagrams in your manual. When instructed to leave bolts loose, ensure they are very loose. This flexibility is crucial for aligning angled pieces and brackets later in the process.

Wider Than Average

20% increase in width 32% increase in volume



OTHER BRAND
3" x 3"

PURPLE LEAF
4.7" x 4.7"

OTHER BRAND
3.9" x 3.9"

The gazebo features a 4.7-inch wide aluminum frame, providing enhanced stability and durability.

2.3 Roof Panel Installation

The roof panels, especially the middle sections, require careful alignment. It is recommended to install the middle sections first. If plastic clips on the edges of the roof panels are difficult to keep in place while sliding them into grooves, a small piece of clear packing tape can temporarily hold them until they are secured.

2-layer Galvanized Steel Roof



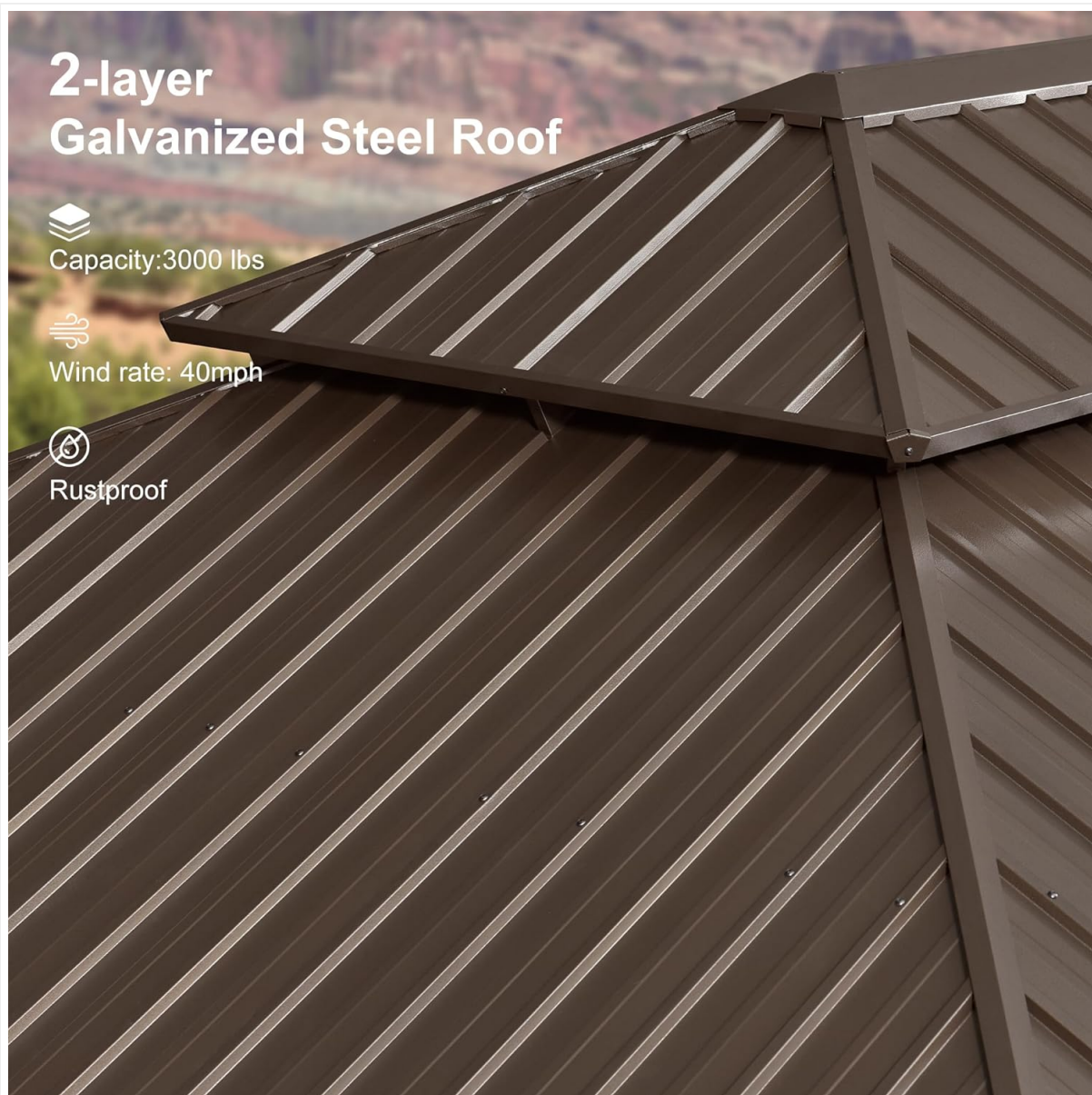
Capacity: 3000 lbs



Wind rate: 40mph



Rustproof



The galvanized steel double roof provides robust weather resistance and ventilation.

2.4 Netting and Curtains

Install the heavy-duty netting and yarn-dyed curtains onto the double-track system. Ensure all hooks and rings are properly seated for smooth operation.

An overview video showcasing the PURPLE LEAF Outdoor Permanent Gazebo, demonstrating its overall structure and features.

3. OPERATING INSTRUCTIONS

3.1 Curtains and Netting

The gazebo is equipped with a double-track system, allowing independent operation of the heavy-duty netting and yarn-dyed curtains. Slide them open or closed as needed for privacy, sun protection, or insect control.

Upgrade Yarn-dyed Curtains



Thickened design



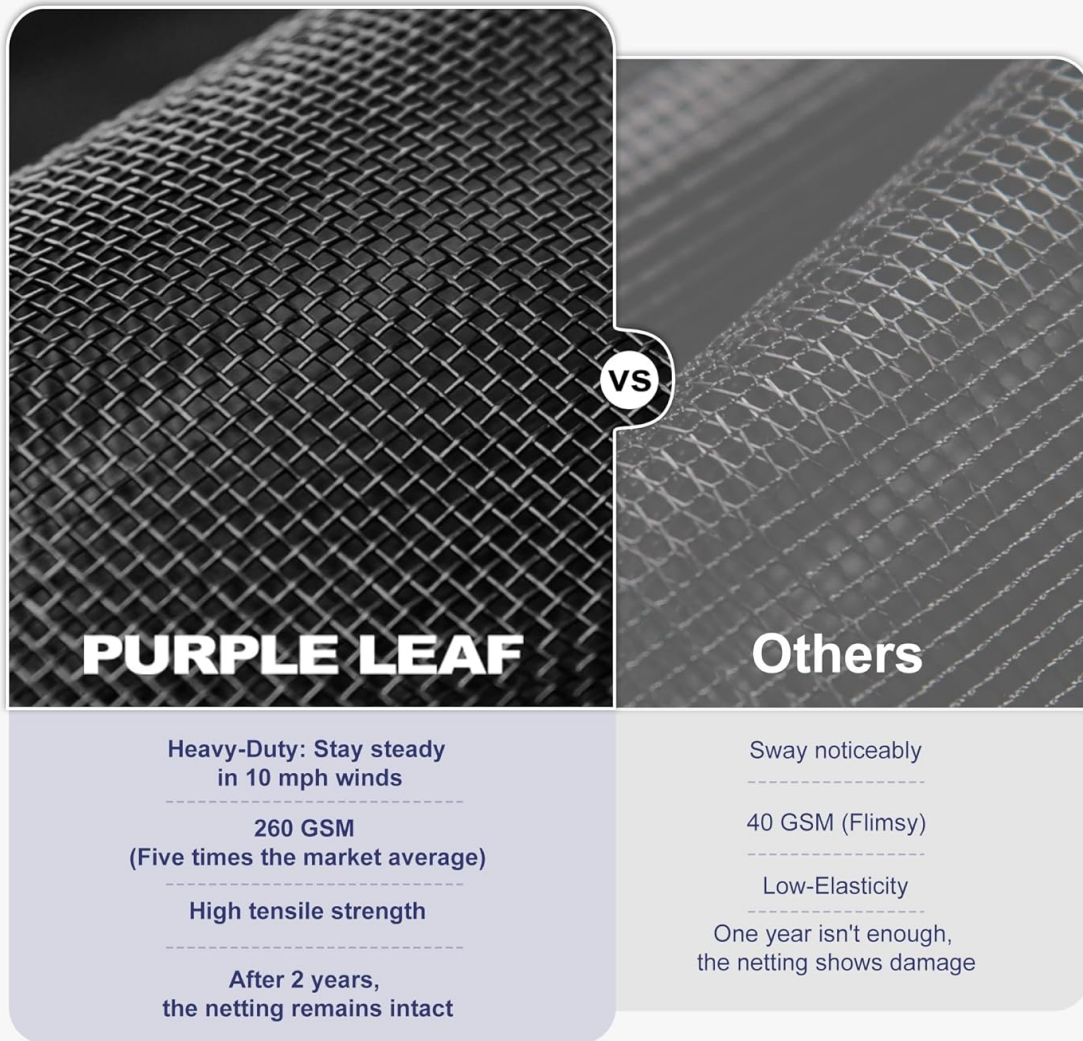
**4-Year
fade-resistant**



**Flame retardant
properties**

The upgraded yarn-dyed curtains offer strong fade resistance and maintain integrity in various weather conditions.

Heavy-duty Textilene Netting



The image is a comparison graphic. On the left, a close-up of a dark, heavy-duty netting with a tight, uniform diamond pattern is shown. Below it, the text 'PURPLE LEAF' is written in large, bold, white capital letters. On the right, a close-up of a lighter, flimsy netting with a loose, irregular diamond pattern is shown. Below it, the text 'Others' is written in large, bold, white capital letters. In the center, between the two images, is a white circle with the letters 'VS' in black. Below the images, there are two columns of text. The left column, under 'PURPLE LEAF', lists: 'Heavy-Duty: Stay steady in 10 mph winds', '260 GSM (Five times the market average)', 'High tensile strength', and 'After 2 years, the netting remains intact'. The right column, under 'Others', lists: 'Sway noticeably', '40 GSM (Flimsy)', 'Low-Elasticity', and 'One year isn't enough, the netting shows damage'. The background of the text boxes is a light grey color.

PURPLE LEAF	Others
Heavy-Duty: Stay steady in 10 mph winds	Sway noticeably
260 GSM (Five times the market average)	40 GSM (Flimsy)
High tensile strength	Low-Elasticity
After 2 years, the netting remains intact	One year isn't enough, the netting shows damage

Heavy-duty textilene netting provides five times the strength of average netting, ensuring stability in winds up to 10 mph.

3.2 Water Drainage System

The gazebo features a built-in water gutter design. Rainwater flows from the top roof to the beams, then travels down the poles to the ground, preventing water accumulation around the perimeter.

Water Gutter Design

Slope design of the top roof makes the rainwater flow from the top to the beam, then travel to the pole, finally to the ground.



The integrated water gutter system efficiently manages rainwater runoff.

3.3 Ceiling Hooks

Utilize the integrated ceiling hooks for hanging lights, fans, or decorative items to enhance your outdoor living space.

Ceiling Hooks

Equipped with sturdy ceiling hooks for hanging lights, fans, and decorations.

Lighting



Ornament



Ceiling fan



Ceiling hooks are provided for convenient hanging of accessories.

4. MAINTENANCE

4.1 Cleaning the Frame and Roof

- Regularly wipe down the aluminum frame and galvanized steel roof with a soft cloth and mild soap solution.
- Rinse thoroughly with water to remove any soap residue.
- Avoid using abrasive cleaners or harsh chemicals, as these can damage the powder coating and finish.

4.2 Curtain and Netting Care

- The yarn-dyed curtains are designed for fade resistance. Clean them periodically with a damp cloth. For deeper cleaning, follow specific fabric care instructions if provided in your physical manual.
- The heavy-duty netting is built to last. Inspect it for any tears or damage and repair as necessary to maintain its effectiveness.

4.3 Fastener Inspection

Periodically check all screws and bolts to ensure they remain tight. The gazebo uses PURPLE LEAF

screws engineered for durability and rust resistance, but regular inspection is recommended.



PURPLE LEAF screws are designed for extended longevity and superior rust resistance.

5. TROUBLESHOOTING

5.1 Misaligned Holes During Assembly

If you encounter minor misalignments with screw holes, ensure that all surrounding bolts are sufficiently loose to allow for adjustment. Gentle manipulation of the parts can often resolve small discrepancies. If necessary, a drill can be used to slightly widen holes, but proceed with caution to avoid damaging the material.

5.2 Water Leakage

Ensure all roof panels are correctly seated and sealed. Verify that the gutter system is clear of debris and functioning properly. If leaks persist, check for any gaps in the roof assembly and apply a suitable outdoor sealant if needed.

5.3 Curtains/Netting Sticking

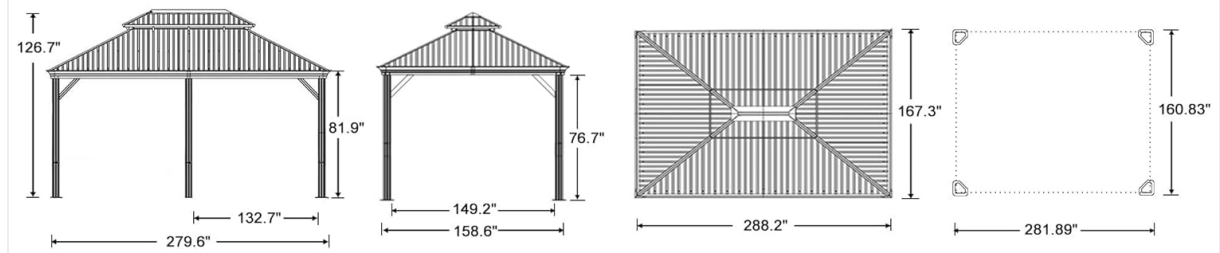
Check the double-track system for any obstructions or bent runners. Ensure the hooks are properly engaged. Clean the tracks if dirt or debris is present.

6. SPECIFICATIONS

Feature	Detail
Brand	PURPLE LEAF
Model	12' X 24' Hardtop Gazebo
Material	Aluminum Frame, Galvanized Steel Roof
Color	Navy Blue
Product Dimensions (L x W x H)	288.1" x 143.7" x 120.9"
Floor Area	288 Square Feet
Item Weight	641.3 Pounds

Water Resistance Level	Water Resistant
UV Protection	95%
Roof Snow Load Capacity	3000 lbs
Frame Width	4.7"
Netting GSM	260 GSM
Assembly Required	Yes

14' X 24' Hardtop Gazebo Size Information



Detailed dimensions and layout of the 12' x 24' Hardtop Gazebo.

7. WARRANTY INFORMATION

The PURPLE LEAF Hardtop Gazebo comes with the following protection plan:

- **Hardtop Roof:** 5 years
- **Frame Construction:** 1 year
- **Curtains & Netting:** 2 years

Please retain your proof of purchase for warranty claims.

8. CUSTOMER SUPPORT

For any questions, missing parts, or assistance with assembly and operation, please contact PURPLE LEAF customer service. Refer to the contact information provided in your product packaging or visit the official PURPLE LEAF website for support.