

Sonos ARCG2US1

Sonos Arc Ultra Soundbar User Manual

Model: ARCG2US1

Brand: Sonos

- [Introduction](#)
- [Product Overview](#)
- [Setup Guide](#)
- [Operation](#)
- [Maintenance](#)
- [Troubleshooting](#)
- [Specifications](#)
- [Warranty](#)
- [Support](#)

1. INTRODUCTION

The Sonos Arc Ultra Soundbar is designed to deliver an unparalleled audio experience for your home entertainment. Featuring all-new acoustic architecture with Sound Motion technology, it fills every inch of the room and precisely places sounds all around you. Experience immersive 9.1.4 spatial audio with Dolby Atmos, ultra-clear dialogue, and seamless control options.

This manual provides detailed instructions for setting up, operating, maintaining, and troubleshooting your Sonos Arc Ultra Soundbar to ensure optimal performance and enjoyment.



Image: The Sonos Arc Ultra Soundbar in white, shown from an angled perspective.

2. PRODUCT OVERVIEW

2.1. Components

- Sonos Arc Ultra Soundbar
- Power Cable
- Quick Start Guide

2.2. Physical Features

The Sonos Arc Ultra features a sleek, elongated design with a perforated grille covering the front and sides. The Sonos logo is subtly placed on the front. The rear panel houses the necessary ports for connectivity.



Image: Front view of the Sonos Arc Ultra Soundbar, highlighting its minimalist design.




Image: A close-up view of the end of the soundbar, detailing the speaker grille pattern.

2.3. Dimensions

The soundbar is designed to fit seamlessly into various home entertainment setups.

Product Dimensions: 4.35"D x 46.18"W x 3.13"H

Item Weight: 12.7 Pounds

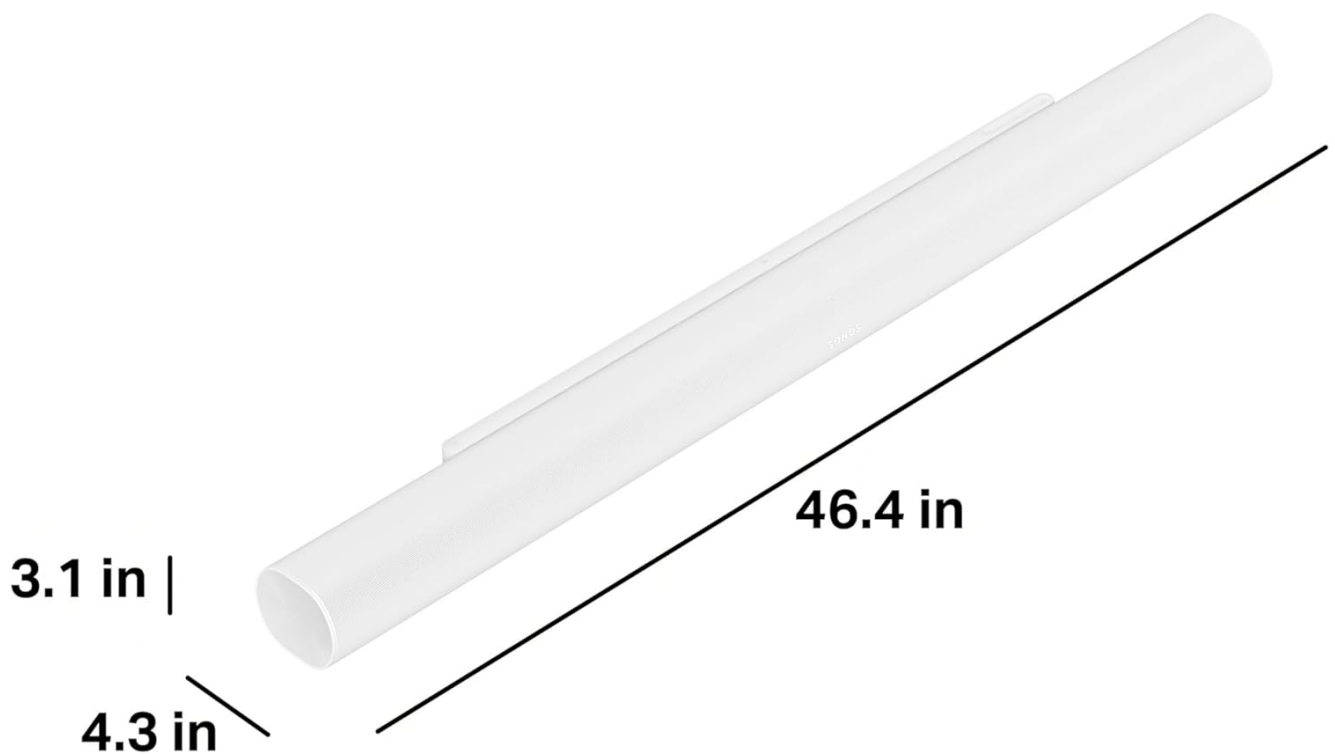


Image: A diagram illustrating the length, width, and height of the Sonos Arc Ultra Soundbar.

3. SETUP GUIDE

Setting up your Sonos Arc Ultra is designed to be effortless. Follow these steps for initial connection and configuration.

3.1. Unpacking

1. Carefully remove the Sonos Arc Ultra Soundbar and all included components from the packaging.
2. Ensure all items listed in the 'Components' section are present.

3.2. Placement

Place the soundbar on a stable, flat surface in front of your TV, or mount it below your TV. Ensure there are no obstructions in front of the soundbar for optimal sound projection.

3.3. Connecting to Your TV

The Sonos Arc Ultra connects to your TV using a single HDMI eARC connection.

1. Locate the HDMI eARC port on the back of your Sonos Arc Ultra.
2. Connect one end of an HDMI cable (not included, typically comes with TV or sold separately) to the HDMI eARC port on the soundbar.
3. Connect the other end of the HDMI cable to the HDMI eARC port on your television. This port is usually labeled 'HDMI eARC' or 'HDMI ARC'.
4. Connect the provided power cable to the soundbar and then to a power outlet.



Image: The rear panel of the Sonos Arc Ultra Soundbar, displaying the HDMI eARC port and power input.

3.4. Sonos App Setup

The Sonos app guides you through the rest of the setup process, including connecting to your Wi-Fi network and configuring sound settings.

1. Download the Sonos app from your device's app store (iOS or Android).
2. Open the Sonos app and follow the on-screen instructions to set up your new Sonos system.
3. The app will detect your Arc Ultra and guide you through connecting it to your home Wi-Fi network.
4. During setup, you will have the option to fine-tune the sound for your room using Trueplay.

4. OPERATION

The Sonos Arc Ultra offers multiple ways to control your audio experience.

4.1. Control Methods

You can control your Sonos Arc Ultra using:

- **Sonos App:** Full control over settings, music streaming, and multi-room audio.
- **TV Remote:** Adjust volume and basic playback directly from your television remote.
- **Touch Controls:** Integrated touch-sensitive controls on the soundbar for quick adjustments.
- **Sonos Voice Control:** Use voice commands for hands-free operation.
- **Amazon Alexa:** Built-in Alexa for voice commands, smart home integration, and more.



Image: A visual representation of the diverse control options available for the Sonos Arc Ultra, including the Sonos App, touch controls, Apple AirPlay 2, Sonos Voice Control, Amazon Alexa, and direct control.



Image: A hand pointing to the touch controls located on the top surface of the Sonos Arc Ultra Soundbar.

4.2. Audio Features

- **Dolby Atmos:** Experience immersive 9.1.4 spatial audio that places sound precisely around you.
- **Speech Enhancement:** Powered by AI, this feature detects and clarifies human voices, ensuring every word is heard with precision. Customizable levels are available in the Sonos app.
- **Night Sound:** Reduces the intensity of loud effects while preserving dialogue clarity, ideal for late-night listening.
- **Trueplay:** Quickly fine-tune the sound for your specific room acoustics using the Sonos app.




Experience Dolby Atmos like never before

With Dolby Atmos, Arc Ultra brings sound to life with sensational definition and envelops you in a mind-blowing 9.1.4 spatial audio experience.



Image: An illustration of a living room with glowing sound waves emanating from the soundbar, depicting the immersive effect of Dolby Atmos audio.



Dialogue has never been so clear

Speech Enhancement with Arc Ultra uses AI to detect the human voice and clarify dialogue. With four customizable levels, you can ensure every listener hears every word with precision.

Image: A person holding a smartphone displaying the Sonos app interface, specifically showing the Speech Enhancement settings for dialogue clarity.

4.3. Connectivity

The Sonos Arc Ultra supports various wireless connectivity options:

- **Wi-Fi:** Connects to your home Wi-Fi network for seamless streaming and multi-room audio with other Sonos speakers.
- **Bluetooth:** Stream audio directly from your Bluetooth-enabled devices.
- **Apple AirPlay 2:** Stream audio directly from Apple devices.
- **Spotify Connect:** Control music playback directly from the Spotify app.

4.4. Expanding Your System

For an enhanced surround sound experience, you can add additional Sonos components:

- **Sonos Sub:** Add a Sonos Sub for deeper bass.
- **Era 300 Rear Speakers:** Pair with Era 300 speakers for the ultimate surround sound experience with Dolby Atmos.




Image: A living room setup featuring the Sonos Arc Ultra Soundbar, a Sonos Sub, and two Sonos Era 300 rear speakers, demonstrating a complete home theater system.

5. MAINTENANCE

Proper care and maintenance will ensure the longevity and optimal performance of your Sonos Arc Ultra Soundbar.

5.1. Cleaning

- **Exterior:** Use a soft, dry cloth to wipe down the exterior surfaces of the soundbar. Avoid abrasive cleaners, waxes, or solvents as they may damage the finish.
- **Grille:** Gently brush any dust or debris from the speaker grille using a soft brush or a vacuum cleaner with a

brush attachment on a low setting.

5.2. General Care

- Avoid placing the soundbar in direct sunlight or near heat sources.
- Do not expose the soundbar to excessive moisture or liquids. The product is not waterproof.
- Ensure adequate ventilation around the soundbar to prevent overheating.

6. TROUBLESHOOTING

If you encounter issues with your Sonos Arc Ultra, refer to the following common troubleshooting steps.

6.1. No Sound

- **Check Connections:** Ensure the HDMI cable is securely connected to both the soundbar's HDMI eARC port and your TV's HDMI eARC/ARC port.
- **Power:** Verify the soundbar is powered on and the power cable is firmly connected.
- **TV Settings:** Check your TV's audio output settings to ensure it is set to output audio through the HDMI ARC/eARC port.
- **Sonos App:** Open the Sonos app to confirm the Arc Ultra is connected and playing audio.

6.2. Intermittent Audio or Dropouts

- **Wi-Fi Interference:** Ensure your Wi-Fi network is stable and there are no strong interference sources nearby. Try moving the soundbar or your Wi-Fi router.
- **Network Congestion:** Reduce the number of devices actively using your Wi-Fi network.
- **Router Reboot:** Try restarting your Wi-Fi router and the Sonos Arc Ultra.

6.3. Voice Control Not Responding

- **Microphone On:** Ensure the microphone on the soundbar is enabled (check the touch controls or Sonos app).
- **Internet Connection:** Voice services require an active internet connection.
- **Account Linking:** Verify your voice assistant account (Sonos Voice Control or Amazon Alexa) is correctly linked in the Sonos app.

6.4. App Cannot Find Soundbar

- **Wi-Fi Connection:** Ensure your mobile device and the soundbar are connected to the same Wi-Fi network.
- **Reboot:** Try restarting the Sonos Arc Ultra and your mobile device.
- **Router Reboot:** Reboot your Wi-Fi router.

7. SPECIFICATIONS

Detailed technical specifications for the Sonos Arc Ultra Soundbar.

Feature	Specification
Model Name	Arc Ultra
Speaker Type	Soundbar
Special Features	Built-in Microphone, Dolby Enabled, Hi-Res Audio, Multi-Room Audio

Feature	Specification
Recommended Uses	TV and Music
Compatible Devices	Television
Color	White
Included Components	Power Cable, Quick Start Guide
Product Dimensions	4.35"D x 46.18"W x 3.13"H
Item Weight	12.7 Pounds
Waterproof	No
Control Method	App, Voice
Wireless Communication Technology	Bluetooth, Wi-Fi
Frequency Response	20000 Hz
Connectivity Technology	Bluetooth, HDMI, Wi-Fi
Audio Output Mode	Dolby Digital, Dolby Atmos
Mounting Type	Tabletop Mount
UPC	840136811329
Item Model Number	ARCG2US1
Date First Available	October 15, 2024

8. WARRANTY INFORMATION

The Sonos Arc Ultra Soundbar comes with a Limited Warranty. For specific details regarding the terms, conditions, and duration of your warranty, please refer to the warranty card included in your product packaging or visit the official Sonos support website.

Keep your proof of purchase for warranty claims.


9. CUSTOMER SUPPORT

For further assistance, technical support, or to access additional resources, please use the following channels:

- **Sonos App:** The Sonos app provides in-app help, FAQs, and direct access to support resources.
- **Sonos Support Website:** Visit the official Sonos support website for comprehensive FAQs, user guides, community forums, and contact options. (www.sonos.com/support)
- **Online Community:** Engage with other Sonos users and find solutions in the Sonos community forums.


Related Documents

	<p>Sonos Arc Ultra Soundbar: Owner's Manual for Dolby Atmos 9.1.4 Spatial Audio</p> <p>Experience immersive audio with the Sonos Arc Ultra soundbar. This owner's manual details its Sound Motion technology and Dolby Atmos 9.1.4 spatial audio capabilities, providing setup and feature information for an enhanced home theater experience.</p>
--	---



[Sonos Arc Premium Smart Soundbar: Setup, Features, and Specifications](#)

A comprehensive guide to the Sonos Arc premium smart soundbar, covering its Dolby Atmos capabilities, setup instructions, controls, voice services, home theater integration, wall mounting, product settings, and detailed specifications.




[Sonos Arc Ultra Soundbar: Features, Setup, and Specifications](#)

Comprehensive guide to the Sonos Arc Ultra soundbar, covering its features like Sound Motion and Dolby Atmos, setup instructions, wall mounting, home theater integration, product settings, and technical specifications. Learn about controls, connectivity, and safety information.

[Sonos Arc Ultra Soundbar: Features, Setup, and Specifications](#)

Explore the Sonos Arc Ultra soundbar, featuring Sound Motion technology for immersive audio, Dolby Atmos support, and ultra-clear dialogue. Learn about setup, controls, placement, and advanced features like Trueplay tuning and voice control.

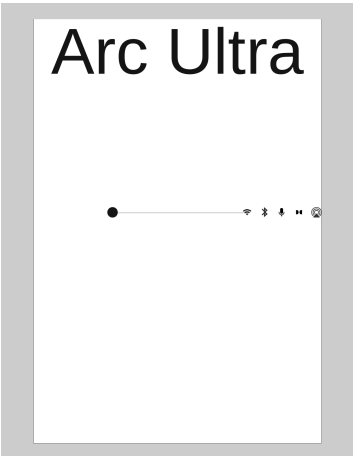


[\[pdf\]](#) Catalog

Arc Ultra Soundbar White Control your way Use TV remote the Sonos app and touch controls on top of soundbar Enjoy hands free ease unmatched privacy with Voice ARCG2US1 koaedi catalog details sheet id 111863 |||

Arc Ultra Soundbar - White **ARCG2US1** SKU: 200552 UPC: 840136811329 Arc Ultra brings your entertainment to life like no other soundbar. Experience unprecedentedly clear, deep, and balanced sound that precisely surrounds you from every direction all with an unbelievably sleek design made possible by b...

lang:en score:26 filesize: 37.31 K page_count: 2 document date: 2025-08-03



[\[pdf\]](#) User Manual Owner's Manual

Owner s ManualSONOS Arc Ultra Premium Smart Soundbar in White ARCG2US1v1content abt documents 166229 sonos soundbar ARCG2US1 manual |||

Arc Ultra Overview Featuring Sound Motion technology, the Arc Ultra soundbar brings your home entertainment to life with superior clarity, depth, and dimension. Next-level immersion. With an all-new acoustic architecture powered by 14 Sonos-engineered drivers and advanced technologies like Sound ...

lang:en score:25 filesize: 2.65 M page_count: 24 document date: 2024-10-22



[\[pdf\]](#) User Manual

User ManualSONOS4S ARCG2US1 Manualcdn adiglobaldistribution us pim Original 10488 4S Manual |||

Arc Ultra Guides Arc Ultra Overview Featuring Sound Motion technology, the Arc Ultra soundbar brings your home entertainment to life with superior clarity, depth, and dimension. Next-level immersion. With an all-new acoustic architecture powered by 14 Sonos-engineered drivers and advanced techn...

lang:en score:23 filesize: 2.7 M page_count: 24 document date: 2024-10-17



[Sonos Arc Ultra Premium Smart Soundbar: Setup, Features, and Specifications](#)

Comprehensive guide to the Sonos Arc Ultra premium smart soundbar, covering setup, controls, home theater integration, specifications, and important safety information.

lang:en score:16 filesize: 2.7 M page_count: 24 document date: 2024-10-16