



[Manuals.plus](#) /

› [HHOlove](#) /

› User Manual for HHOlove TY-Pro Self-Cleaning Cat Litter Box

HHOlove TY-Pro

HHOlove TY-Pro Self-Cleaning Cat Litter Box User Manual

Model: TY-Pro | Brand: HHOlove

1. INTRODUCTION

The HHOlove TY-Pro is an advanced self-cleaning cat litter box designed to simplify pet care by automating the scooping process. It features smart app control, enhanced safety mechanisms, and odor control to provide a clean and comfortable environment for your cats and home. This manual provides essential information for the proper setup, operation, and maintenance of your TY-Pro litter box.



The HHOlove TY-Pro Self-Cleaning Cat Litter Box, shown with its accompanying litter mat, waste bags, deodorizers, and the mobile application interface.

2. SAFETY INFORMATION

Your safety and the safety of your pet are paramount. The TY-Pro litter box incorporates multiple safety features to prevent accidents.

- **Anti-Pinch Design:** The entrance has been redesigned to be 100% anti-pinch, with an increased diameter of 10.24 inches (26 cm).
- **Multiple Sensors:** Equipped with PIR (Passive Infrared) sensors and additional infrared sensors to detect your cat's presence. The device stops immediately if a cat comes close or enters during a cleaning cycle.
- **Weight Sensors:** Four weight sensors track your cat's presence and health, ensuring the unit does not operate when a cat is inside.

Odor-Free Home

Say goodbye to unwanted odors with deodorizing gel exclusive for self-cleaning litter box TY-Pro
Leaving your home smelling fresh and inviting




Illustration of the TY-Pro's triple safety protection system, including the anti-pinch back dumping structure, PIR detection, and weight sensors.

Important Precautions:

- Do not allow cats less than 3 lbs (1 kg) or under 6 months old to use this device.
- Do not fill cat litter above the MAX line indicated inside the globe. Excess litter will be cleaned into the waste drawer during scooping.
- Ensure the device is placed on a flat, stable surface. Do not place the device on carpet, as this may affect accurate weighing or cause other problems.

3. PACKAGE CONTENTS

Verify that all components are present in the package:

- 1 x Self-Cleaning Cat Litter Box TY-PRO
- 1 x Litter Mat
- 1 x Roll of Liner (20 pack waste bags)
- 2 x Deodorizer
- 1 x Power Adapter
- 1 x User Manual
- 1 x Quick Guide

36dB Low Noise Level

HHOLOVE Automatic Cat Litter Box operates with a whisper-quiet performance. no more abrupt noises to startle you and your cat



All components included with the HHOlove TY-Pro Self-Cleaning Cat Litter Box.

4. SETUP AND INITIAL USE

Follow these steps to set up your HHOlove TY-Pro litter box:

1. **Unpack:** Carefully remove all components from the packaging.
2. **Placement:** Place the litter box on a flat, stable surface, leaving at least 57 cm of space on one side for optimal operation and Wi-Fi signal.
3. **Secure Silicone Pad:** Before adding litter, ensure the 8 buckles holding the silicone pad inside the globe are securely fastened to prevent it from falling off during use.

Please Check the 8 Buckles

Before use, make sure the 8 buckles are fastened to prevent the silicone pad from falling off



Ensure the 8 buckles are fastened to secure the silicone pad before use.

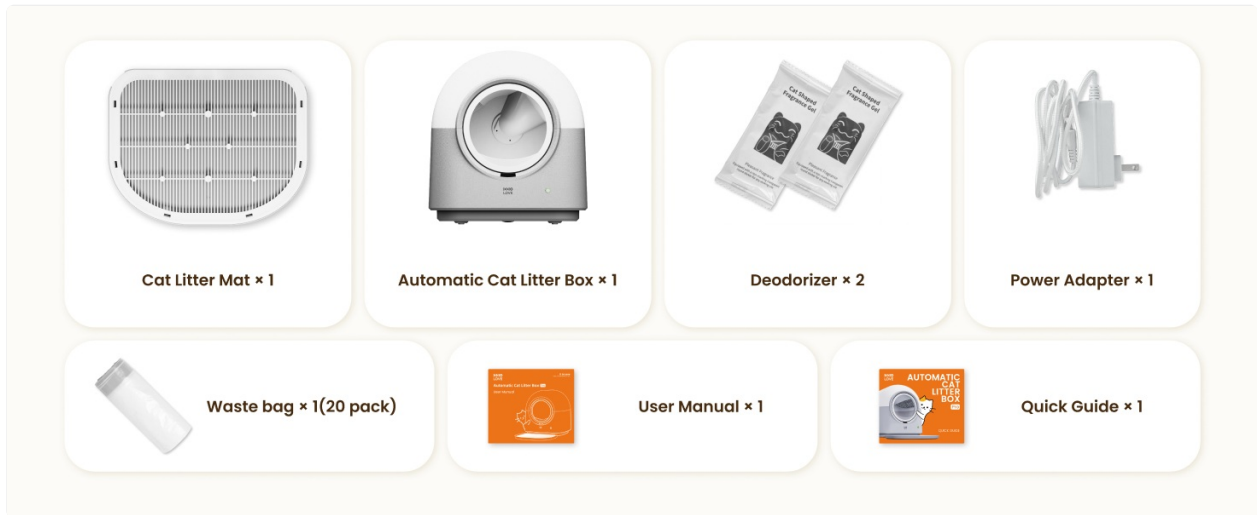
4. **Add Litter:** Fill the globe with clumping cat litter, ensuring it does not exceed the MAX line. The TY-Pro is compatible with mineral, tofu, plant, and mixed litters. Crystal litter is not applicable.
5. **Connect Power:** Plug in the power adapter to the litter box and a wall outlet.
6. **Connect to Wi-Fi:** Download the HHOLOVE APP from your smartphone's app store. The device only works with 2.4GHz Wi-Fi. Follow the in-app instructions to connect your litter box to your home network.
7. **Add Deodorizer:** Insert the deodorizer into its designated slot to activate the advanced odor control system.

5. OPERATING INSTRUCTIONS

Automatic Cleaning Cycle:

The TY-Pro automatically shovels waste after your cat uses the litter box. It filters clumps from clean litter and deposits them into the waste drawer. You can set the scooping time delay (1-60 minutes) via the app to allow

litter to clump fully before cleaning, reducing sticking and waste.






Set the desired scoop time delay to optimize cleaning and litter clumping.

HHOLOVE APP Control:

The HHOLOVE APP provides comprehensive control and monitoring features:

- **Remote Control:** Initiate cleaning cycles, sterilization, or discard waste remotely.
- **Health Tracking:** Through 4 weight sensors, the app tracks the health of multiple cats by monitoring their bathroom habits and frequency. You can create individual profiles for each cat.
- **Pop-Up Alerts:** Receive real-time notifications for abnormalities, low litter levels, or when the waste liner needs replacement.

Smart APP Smart Care

 Health Track  Remote Control  Risk Alert



The HHOLOVE app provides smart control, health tracking, and alerts for your litter box.

Odor Control and Purification:

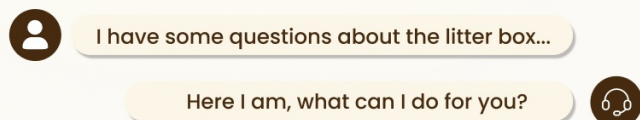
The TY-Pro features an advanced purification system that runs every 6 hours to neutralize smells and maintain a fresh environment. The built-in deodorizing materials help keep your home odor-free.

Instant Message

After Sale Service - Reply within 12 hrs



24 / 7




The TY-Pro's purification technology and deodorizing gel ensure an odor-free home.

Litter Splash Reduction:

The litter box is designed with a low entrance and includes a stepped litter mat to effectively trap litter from your cat's paws, minimizing scatter. This design also accommodates cats with shorter legs, older cats, and those with mobility challenges.

Say Goodbye to Litter Splash

Low entrance & Litter Mat



The low entrance and litter mat design help reduce litter splash.

Capacity and Multi-Cat Households:

The TY-Pro features a grand 60L internal space, suitable for small to medium breeds of cats weighing 3 lbs to 20 lbs. The 6L waste drawer can accommodate waste for up to 12 days for one cat, 6 days for two cats, and 4 days for three cats, depending on cat size and litter type.

No Worries for Short Trips

6L waste drawer meets your furry friend's needs

* Usage duration depends on the cat's size and litter type.



The 6L waste drawer capacity provides convenience for short trips and multi-cat homes.

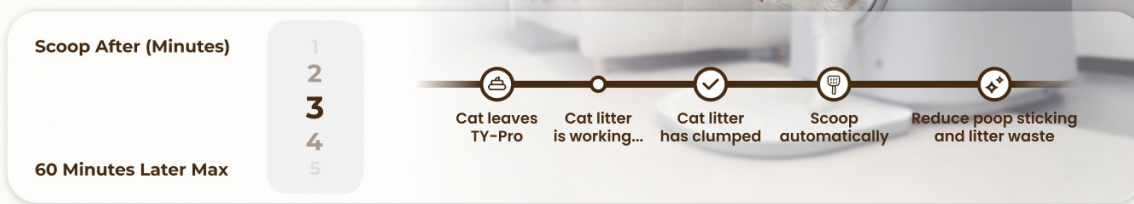
6. MAINTENANCE AND CLEANING

Regular cleaning is essential to ensure the longevity and optimal performance of your TY-Pro litter box.

- **Waste Drawer:** Empty the waste drawer and replace the liner as indicated by the app or when full.
- **Internal Cleaning:** It is recommended to clean the inside of the litter box every half month to one month. Dust and dirt can accumulate and affect device performance.
- **Washable Components:** The internal components are designed for easy removal and rinsing.
- **Base Unit:** **Note: The base unit is NOT washable.** It is recommended to use wet wipes for cleaning the exterior and non-washable parts.

Set Scoop Time

Worried about the risk of pinching if your litter box always scoop immediately?
Let's set the a scooping time!



The internal components are simple to remove and easy to clean by rinsing.

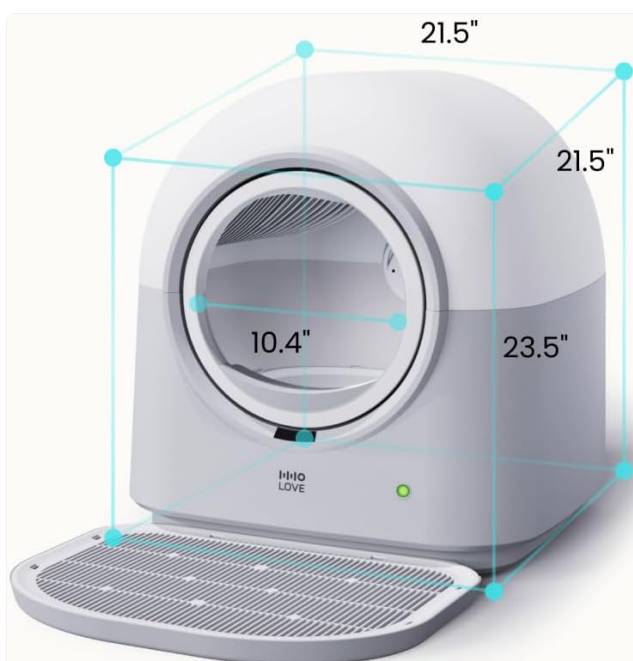
7. TROUBLESHOOTING

If you encounter issues with your HHOlove TY-Pro, refer to the table below for common problems and potential solutions:

Problem	Possible Cause	Solution
Litter or waste sticks to the pad/globe.	Insufficient clumping time; type of litter used; moisture.	Increase scoop time delay in the app (up to 60 minutes). Ensure you are using a high-quality clumping litter. Check for excessive humidity in the environment.
Large urine clumps or feces do not pass into the waste drawer.	Clumps are too large or sticky for the mechanism.	Ensure proper litter type and sufficient clumping time. Manually remove any excessively large clumps if necessary. Consider a different brand of clumping litter.
App does not register cat usage or track specific cats.	Wi-Fi connectivity issues; incorrect cat profiles; device not on a flat surface.	Verify 2.4GHz Wi-Fi connection is stable. Ensure cat profiles in the app have accurate weights. Confirm the litter box is on a flat, level surface to allow accurate weight sensing.
Unit does not level properly or seems unstable.	Uneven surface; internal component misalignment.	Ensure the litter box is placed on a perfectly flat and firm surface. Avoid carpets. If the issue persists, contact customer support.
Excessive noise during operation.	Obstruction; component wear.	Check for any foreign objects or litter obstructing the cleaning mechanism. Ensure the unit is clean and well-maintained. The TY-Pro operates at a low noise level (≤ 36 dB).

8. SPECIFICATIONS

Feature	Specification
Model Name	TY-CLB-Pro (TY-Pro)
Dimensions (L x W x H)	21.45" x 21.45" x 23.42"
Item Weight	36.3 pounds (16.5 Kilograms)
Inside Globe Capacity	60L
Waste Drawer Capacity	6L
Target Cat Weight	3 lbs to 20 lbs
Material	Acrylonitrile Butadiene Styrene (ABS), Silicone
Rated Voltage	12V 2A
Wireless Connectivity	2.4 GHz Wi-Fi Only
Noise Level	≤36dB



Product Name:
Automatic Cat Litter Box Pro

Model No:
CL-TYW

Size:
23.5"L X 21.5"W X 21.5"H

Net Weight:
29.76lb

Inside Globe:
60L

Waste Drawer Capacity:
6L

Target Cats:
2-20lb

Material:
PP&ABS & PC& RUBBER

Rated Voltage:
12V 2A

Wireless:
Wi-Fi 2.4GHz



Waste bag X1 (20 pack)



User Manual x 1



Quick Guide x 1



Power Adapter x 1



Deodorizer x 2

9. WARRANTY AND SUPPORT

The HHOlove TY-Pro Self-Cleaning Cat Litter Box comes with a **Lifetime Guarantee**, ensuring peace of mind regarding your investment.

For any questions, technical assistance, or support, you can contact HHOlove customer service. The HHOLOVE APP provides an instant message feature for after-sale service, with replies typically within 12 hours.

You can also visit the official HHOlove store on Amazon for more information and support resources: [HHOlove Official Store](#)