

fezawio A523

fezawio 2025 Android 14 Tablet Instruction Manual

Model: A523

Brand: fezawio

INTRODUCTION

This manual provides detailed instructions for the setup, operation, maintenance, and troubleshooting of your new fezawio 2025 Android 14 Tablet. Please read this manual thoroughly to ensure proper use and to maximize the performance and longevity of your device.

The fezawio 2025 Android 14 Tablet is a versatile 2-in-1 device featuring a 10.1-inch HD IPS display, a powerful Octa-core processor, 20GB RAM (6GB physical + 14GB virtual), 128GB ROM (expandable up to 1TB), 5G WiFi 6 connectivity, and a 6000mAh battery. It comes with a keyboard, mouse, and protective case, transforming into a mini-laptop for enhanced productivity.

WHAT'S IN THE BOX

- 10.1 inch Tablet
- Premium protective Case
- 3-layer Screen Protector
- Charging Adapter with Type-C Cable
- Bluetooth Keyboard
- Wireless Mouse



Image: All components included with the fezawio tablet.

SETUP

Initial Power On and Setup

1. **Charge the Tablet:** Before first use, fully charge the tablet using the provided Type-C cable and charging adapter.
2. **Power On:** Press and hold the power button located on the side of the tablet until the screen lights up.
3. **Initial Configuration:** Follow the on-screen prompts to select your language, connect to a Wi-Fi network, and set up your Google account.
4. **Screen Protector:** The tablet comes with a pre-applied screen protector. An additional 3-layer screen protector is included in the box for future use.

Connecting Accessories (Keyboard & Mouse)

The fezawio tablet transforms into a 2-in-1 laptop with the included Bluetooth keyboard and wireless mouse.

1. Bluetooth Keyboard:


- Turn on the Bluetooth keyboard.
- On your tablet, go to **Settings > Connected devices > Pair new device**.
- Select the Bluetooth keyboard from the list of available devices and follow the pairing instructions.


2. Wireless Mouse:


- Open the battery cover of the mouse and insert the required batteries (not included).
- Take out the USB signal receiver from the mouse's battery compartment.
- Connect the provided USB Type-C adapter to the tablet's Type-C port.
- Insert the USB signal receiver into the female end of the adapter. The mouse should now be connected and ready for use.


6000mAh Enduring Battery

With an extra-large 6000mAh battery, you're guaranteed a smooth ride on long hikes, binge-watching movies or long days at work.

**6000mAh**
Large battery

**Type-C**
Convenient charging

**3.5mm**
Headphone Jack

**Split Screen**






Image: Instructions for connecting the Bluetooth keyboard and wireless mouse.

Video Guide: Connecting Accessories

Your browser does not support the video tag.

Video: Official demonstration of the fezawio Android 14 Tablet, including a brief overview of its features and accessories like the keyboard and mouse.

OPERATING THE TABLET

Android 14 Operating System

Your tablet runs on the latest Android 14 operating system, offering enhanced performance, improved privacy features, and a user-friendly interface. Explore customizable themes, media players, and personalized settings to tailor your experience.




Display and Visuals

The 10.1-inch HD IPS display provides clear, rich colors and wide viewing angles. With Widevine L1 certification, you can enjoy high-definition streaming from platforms like Amazon Prime Video and Hulu. The display also features blue light protection to reduce eye strain.

Widevine L1

Experience ultimate clarity:

Certified widevine L1 unlocking a new dimension of HD streaming!



Brilliant 10.1 inch HD Screen



10.1 inch screen size



1280 * 800 IPS HD



Blue light protection



470g Lightweight



Parent Control

Image: Widevine L1 certification and brilliant 10.1-inch HD screen features.

Connectivity

Equipped with Wi-Fi 6 and 5G Wi-Fi technologies, the tablet ensures faster network transmission, larger network capacity, and wider coverage. Bluetooth 5.0 provides low-power transmission for connecting various peripherals.




Wifi 6 / 2.4G + 5G Wifi

Dual-band wireless network connection.



Bluetooth 5.0

The low-power transmission offers more possibilities for tablets.



Latest Android 14 Systems

Make your tablet more you

The new Android 14 update brings even more new features Design pages, system functions and privacy security give you diferent experience.

Image: Wi-Fi 6 and 5G Wi-Fi, and Bluetooth 5.0 features.

Additional Features

- **Face Unlock:** Securely access your device with facial recognition.
- **Split Screen:** Utilize the split-screen feature for enhanced multitasking.
- **Wireless Projection:** Cast your screen content to a compatible TV when linked to the same Wi-Fi network.
- **Parental Control:** Manage screen time, monitor app usage, and remotely lock the device to help children develop good online habits.



Image: Various features of the fezawio tablet.



Image: Wireless projection feature demonstration.

MAINTENANCE

Battery Care

The tablet is equipped with a 6000mAh battery for extended use. To prolong battery life:

- Avoid extreme temperatures.
- Do not let the battery completely drain frequently.
- Use the original charging adapter and cable.



Blue light protection

The Tablet PC is equipped with anti - blue light technology, and when you turn on the anti - blue light mode, the screen light becomes soft and comfortable.



Parent Control

Set up with Google's built-in parental controls called Family Link.

Set screen time limit, monitor app usage. Remotely lock devices, see the location of your child's tablet.



Image: 6000mAh enduring battery features.

Screen Protection

The tablet's HD IPS display includes built-in blue light protection. For physical protection, ensure the screen protector is properly applied and use the provided protective case.



Wireless Projection

When linked to the same WiFi, you can cast your screen content to your TV.

Image: Blue light protection and parental control features.

TROUBLESHOOTING

If you encounter any issues with your tablet, please refer to the following common troubleshooting steps:

- **Tablet Not Turning On:** Ensure the tablet is fully charged. Connect it to the charger and wait a few minutes before attempting to power it on again.
- **Screen Unresponsive:** If the touchscreen is unresponsive, try restarting the tablet by holding down the power button for about 10-15 seconds until it reboots.
- **Wi-Fi Connectivity Issues:** Check if your Wi-Fi router is working correctly. Restart both the tablet and the router. Ensure you are within range of the Wi-Fi signal.
- **App Crashing/Freezing:** Close the problematic app and reopen it. If the issue persists, clear the app's cache and data in **Settings > Apps**. As a last resort, uninstall and reinstall the app.
- **Slow Performance:** Close unnecessary background apps. Clear cached data regularly. Consider uninstalling apps you no longer use to free up storage space.
- **Factory Reset:** If problems persist, you may need to perform a factory reset. Go to **Settings > System > Reset options > Erase all data (factory reset)**. *Warning: This will erase all data on your tablet. Back up important files before proceeding.*

SPECIFICATIONS

Feature	Specification
Brand	fezawio
Model Name	F11 (A523)
Operating System	Android 14
Screen Size	10.1 Inches
Screen Resolution	1280 x 800 pixels (HD IPS)
Processor	Octa-Core (1.8 GHz Allwinner A523)
RAM	20GB (6GB Physical + 14GB Virtual)
Internal Storage (ROM)	128GB
Expandable Storage	Up to 1TB via Micro SD/TF card
Battery Capacity	6000mAh
Average Battery Life	8 Hours
Wireless Type	802.11ax (Wi-Fi 6), 5G Wi-Fi
Bluetooth	Bluetooth 5.0
Front Camera	5MP
Rear Camera	8MP
Dimensions (LxWxH)	9.45 x 6.3 x 0.3 inches
Item Weight	1.54 pounds
Color	Purple





WARRANTY AND SUPPORT

fezawio offers a 1 + 1 year warranty service and lifetime technical support for your product. If you have any questions or require assistance, please contact us through your Amazon account:

- 1. Log in to your Amazon account.
- 2. Navigate to **Order history**.
- 3. Locate the corresponding order for your fezawio tablet.
- 4. Click on **Contact seller** to reach our support team.

© 2025 fezawio. All rights reserved.

Related Documents - A523

	Lexipad 10" Instruction Manual Comprehensive instruction manual for the Lexibook Lexipad 10" tablet, covering setup, interface navigation, applications, safety, and specifications.
	Maisto Die-Cast RC Cars and Assortments - Driven by Detail, Built for Fun Explore Maisto's collection of high-quality die-cast and remote control (RC) vehicles, including exotic supercars, street racers, and Formula One models. Featuring Bluetooth app control, proportional speed, and USB charging for an enhanced play experience.
	Formula 1 2023: Technical Insights and Season Review Racecar Engineering presents a detailed analysis of the 2023 Formula 1 season, covering car designs, engine development, hybrid systems, team strategies, and future regulations. An essential read for motorsport enthusiasts and engineers.
	Goodwood Festival of Speed 2025: Draft Entry List Official draft entry list for the Goodwood Festival of Speed 2025, featuring a comprehensive catalog of cars, drivers, and classes participating in the event, spanning various eras and motorsport disciplines.

