

## boAt PB400 Pro

# boAt Energysroom PB400 Pro 20000mAh Power Bank User Manual

Model: PB400 Pro

## INTRODUCTION

The boAt Energysroom PB400 Pro is a compact and powerful 20000mAh power bank designed to provide portable charging for your electronic devices. Featuring 22.5W fast charging, multiple output ports, and advanced safety protections, it ensures your smartphones, tablets, earbuds, and smartwatches remain powered throughout your day. This manual provides essential information for the safe and efficient use of your power bank.

## IMPORTANT SAFETY INFORMATION

Please read and understand all safety instructions before using this product. Failure to follow these instructions may result in fire, electric shock, or injury.

- Do not expose the power bank to extreme temperatures, direct sunlight, or high humidity.
- Avoid dropping, puncturing, or disassembling the device.
- Keep away from children.
- Use only certified charging cables and adapters.
- Do not operate if the power bank is damaged.
- Dispose of the power bank responsibly according to local regulations.

## PACKAGE CONTENTS

Verify that all items are present in your package:

- boAt Energysroom PB400 Pro 20000mAh Power Bank
- USB Charging Cable
- User Manual (this document)

## PRODUCT OVERVIEW

The boAt Energysroom PB400 Pro is designed for portability and efficiency. Its compact form factor makes it easy to carry, while its robust features ensure reliable power delivery.




**Image:** The boAt Energysroom PB400 Pro power bank, shown held comfortably in a hand, highlighting its compact and portable design.

### Key Features:

- **20000mAh Capacity:** High-capacity Lithium Polymer battery for extended charging.
- **22.5W Fast Charging:** Supports Quick Charge 3.0, Power Delivery, and PPS protocols for rapid charging of compatible devices and the power bank itself.
- **Triple Output Ports:** Includes one Type-C (2-way) port and two USB-A output ports for simultaneous charging of multiple devices.
- **Pass-Through Charging:** Allows charging of connected devices while the power bank itself is being recharged.
- **12-Layer Smart IC Protection:** Comprehensive safety features against short-circuit, overcharging, and over-discharging.
- **Durable Design:** Crafted with an aluminum casing for enhanced durability and resistance to high temperatures and scratches.

**12 Layer  
Smart IC Protection**



**20000mAh**  
Lithium Polymer Battery



**Triple Output**



**SUPPORTS 2-WAY 22.5W  
Fast Charge**



**Image:** A detailed view of the boAt Energysroom PB400 Pro's ports, showing the Type-C input/output port and two USB-A output ports, along with the power button and LED indicators.

## SETUP

### Initial Charging of the Power Bank:


Before first use, it is recommended to fully charge your boAt Energysroom PB400 Pro power bank.

1. Connect the provided USB charging cable to the Type-C input port on the power bank.
2. Connect the other end of the cable to a compatible USB wall adapter (not included) or a computer's USB port.
3. The LED indicators on the power bank will illuminate to show the charging status. All indicators will be solid when fully charged.

# 20000mAh

## Lithium Polymer Battery

With Smart  
Power Management



**Image:** An internal view illustration of the power bank, emphasizing its 20000mAh Lithium Polymer battery capacity and smart power management system.

## OPERATING INSTRUCTIONS

### Charging Your Devices:

The power bank features one Type-C (2-way) port and two USB-A output ports to charge your devices.

1. Connect your device's charging cable to one of the available output ports (USB-A or Type-C) on the power bank.
2. Connect the other end of the cable to your device.
3. The power bank will automatically begin charging your device. If not, press the power button once to initiate charging.
4. The LED indicators will show the remaining battery level of the power bank.



iPhone 15

**0-50%**  
20-30 minutes



OnePlus Nord 4

**0-50%**  
20-30 minutes



Vivo Nex

**0-50%**  
20-30 minutes



Oppo Find X

**0-50%**  
20-30 minutes



**Image:** A close-up of the power bank's triple output ports (two USB-A and one Type-C) with text indicating support for Pass-Through Charging, allowing simultaneous charging and discharging.

### Recharging the Power Bank:

To recharge the power bank, use the Type-C input port.

1. Connect the USB charging cable to the Type-C port on the power bank.
2. Connect the other end of the cable to a power source, such as a wall adapter or computer.
3. The LED indicators will flash to show the charging progress. All LEDs will be solid when fully charged.

## SUPPORTS 2-WAY 22.5W Fast Charge

### Quick Charge 3.0, Power Delivery & PPS



**Image:** The boAt Energysroom PB400 Pro power bank, highlighting its capability for 2-way 22.5W fast charging, including Quick Charge 3.0, Power Delivery, and PPS support.

### Pass-Through Charging:

The boAt Energysroom PB400 Pro supports pass-through charging, allowing you to charge your devices while the power bank itself is being recharged. Simply connect the power bank to a power source and then connect your device to the power bank's output port. Both will charge simultaneously.

### MAINTENANCE

---

Proper maintenance ensures the longevity and optimal performance of your power bank.

- **Cleaning:** Use a soft, dry cloth to clean the exterior of the power bank. Do not use liquid cleaners or aerosols.
- **Storage:** Store the power bank in a cool, dry place away from direct sunlight and extreme temperatures.
- **Battery Care:** For optimal battery health, fully charge and discharge the power bank at least once every three months if not in regular use.
- **Durability:** The aluminum casing provides resistance to high temperatures and scratches, but avoid intentional damage.

If you encounter issues with your power bank, refer to the following common solutions:

- **Power Bank Not Charging:**

- Ensure the charging cable is securely connected to both the power bank and the power source.
- Try a different charging cable or wall adapter.
- Verify the power source is active.

- **Device Not Charging from Power Bank:**

- Press the power button on the power bank to activate charging.
- Ensure your device's charging cable is securely connected to both the power bank and your device.
- Check if the power bank has sufficient charge.
- Try a different output port or charging cable.

- **Slow Charging:**

- Ensure both the power bank and your device support fast charging protocols (e.g., Quick Charge, Power Delivery).
- Use a high-quality, fast-charging compatible cable.
- Avoid using the device while it is charging.

- **LED Indicators Not Working:**

- The power bank might be fully discharged or fully charged.
- Press the power button to check the status.

# Triple Output

## Pass-Through Charging

Simultaneously Charge and Discharge the Powerbank

2 USB-A Output Ports | 1 Type C Two-Way Port



**Image:** An illustration detailing the 12-Layer Smart IC Protection system within the power bank, designed to guard against short circuits, overcharging, and over-discharging.

### SPECIFICATIONS

Feature	Detail
Model	Energishroom PB400 Pro
Battery Capacity	20000 Milliamp Hours (mAh)
Battery Type	Lithium Polymer
Input Port	1 x USB Type-C (2-Way)
Output Ports	1 x USB Type-C (2-Way), 2 x USB-A
Fast Charging	22.5W (Quick Charge 3.0, Power Delivery, PPS)
Special Features	Fast Charging, Pass-Through Charging, 12-Layer Smart IC Protection



Feature	Detail
Dimensions	12.4 x 9.5 x 3.4 cm
Item Weight	185 g
Casing Material	Aluminum
Country of Origin	India

WARRANTY AND SUPPORT

Your boAt Energyshroom PB400 Pro 20000mAh Power Bank comes with a **1-Year Domestic Warranty** from the date of purchase.









**Image:** The boAt Energyshroom PB400 Pro power bank connected to a charging cable, with text indicating a 1-Year Domestic Warranty.

For warranty claims, technical support, or any product-related inquiries, please contact the manufacturer:


- **Manufacturer:** Imagine Marketing Ltd.

- **Email:** info@imaginemarketingindia.com
- **Address:** Unit no. 204 & 205, 2nd floor, D-wing & E-wing, Corporate Avenue, Andheri Ghatkopar Link Road, Mumbai, Mumbai City, MH 400093 IN

## Related Documents - PB400 Pro

	<p><a href="#">boAt EnergyShroom PB400 Power Bank User Manual</a></p> <p>User manual for the boAt EnergyShroom PB400 Power Bank, detailing its features, product overview, button functions, charging instructions, product specifications, important user instructions, and e-waste management.</p>
	<p><a href="#">boAt EnergyShroom PB400 Power Bank User Manual</a></p> <p>Comprehensive user manual for the boAt EnergyShroom PB400 Power Bank, detailing features, specifications, charging instructions, and safety guidelines.</p>
	<p><a href="#">EnergyShroom PB401 Power Bank User Manual   Boat</a></p> <p>Comprehensive user manual for the Boat EnergyShroom PB401 20000mAh Power Bank. Learn about its features, specifications, charging instructions, and safety guidelines.</p>
	<p><a href="#">boAt EnergyShroom PB300 Power Bank User Manual</a></p> <p>User manual for the boAt EnergyShroom PB300, a 10000mAh portable power bank with fast charging capabilities, featuring Micro USB, Type C, and USB-A ports.</p>
	<p><a href="#">EnergyShroom PB300 Power Bank User Manual</a></p> <p>User manual for the boAt EnergyShroom PB300 Power Bank, detailing its features, product overview, button functions, charging instructions, specifications, important user instructions, and e-waste management.</p>
	<p><a href="#">boAt EnergyShroom PB330 MagnaCharge 10000mAh Magnetic Wireless Power Bank User Manual</a></p> <p>User manual for the boAt EnergyShroom PB330 MagnaCharge, a 10000mAh magnetic wireless power bank. Features 15W wireless charging, 22.5W wired fast charging (QC 3.0, PD, PPS), foldable stand, and 12-layer smart IC protection. Includes charging instructions, specifications, warnings, and e-waste management information.</p>

Documents - boAt – PB400 Pro



Test Report

TICKET REFERENCE : 54598572

TEST DATE : 20-03-2025 09:43:23

PRODUCT DESCRIPTION : Boat EnergyShroom PB400 Pro - Steel Blue

NATURE OF PROBLEM



CUSTOMER VOICE : Not Charging

TEST DETAILS

PV INSPECTION STATUS : PV Claim Rejected

REMARKS : Duplicate Product -Not a genuine boat product

IMAGES



Page 1 of 1

[\[pdf\]](#) Test Report

Test Report Sysvedh76851976167db95e4ca15a imagine boat s3 amazonaws vendor qc reports |||

Test Report  
TICKET REFERENCE : 54598572  
TEST DATE : 20-03-2025 09:43:23  
PRODUCT DESCRIPTION : Boat EnergyShroom PB400 Pro - Steel Blue  
NATURE OF PROBLEM  
CUSTOMER VOICE : Not Charging  
TEST DETAILS  
PV INSPECTION STATUS : PV Claim Rejected  
REMARKS : Duplicate Product -Not a genuine boAt product...

lang: score:20 filesize: 281.21 K page\_count: 1 document date: 2025-03-20