

Fanttik NB8 Flip

Fanttik NB8 Flip Portable Pressure Washer Gun User Manual

Model: NB8 Flip | Brand: Fanttik

1. INTRODUCTION

The Fanttik NB8 Flip Portable Pressure Washer Gun is a versatile, cordless cleaning device designed for convenience and efficiency. Its ultra-compact and foldable design makes it ideal for on-the-go cleaning tasks, from bicycles and camping gear to patio furniture. Featuring a 5-in-1 nozzle and three adjustable cleaning modes, it provides precise control for various cleaning needs. This manual provides essential information for safe and effective operation, maintenance, and troubleshooting.

2. SAFETY INFORMATION

- Always read and understand all instructions before operating the device.
- Keep hands, face, and feet clear of the spray nozzle during operation.
- Do not direct the water spray at people, pets, or electrical outlets.
- Use only clean water with a temperature between 0-40°C (32-104°F).
- Do not add any detergents or chemicals directly into the device's water intake. Use the provided soap dispenser attachment for cleaning solutions.
- Ensure the device is fully charged before use to avoid interruptions.
- Store the device in a dry, cool place away from direct sunlight and extreme temperatures.
- Keep out of reach of children.

3. PRODUCT OVERVIEW AND COMPONENTS


Familiarize yourself with the main components of your Fanttik NB8 Flip Pressure Washer.



Main Unit: The core pressure washer gun with a foldable handle for compact storage and portability. Features a yellow power button and a display for cleaning modes.



5-in-1 Spray Nozzle: Adjustable nozzle offering various spray patterns (0°, 20°, 40°, slanted 20°, and foam) by twisting the head.



Type-C Charging Port: Located on the unit for convenient charging of the internal 2.5Ah lithium battery.



16.73 FT Water Hose with Filter: Connects the pressure washer to a water source (e.g., bucket, lake) and includes a filter to prevent debris from entering the pump.



Soap Dispenser: An attachment for applying cleaning solutions or soap foam.



Mesh Storage Bag: For convenient storage and transport of the hose and accessories.

4. SETUP

1. **Charge the Battery:** Before first use, fully charge the pressure washer using the provided Type-C charging cable. The charging indicator will show progress.
2. **Attach the Nozzle:** Securely twist the 5-in-1 spray nozzle onto the front of the pressure washer gun until it clicks into place.
3. **Connect the Hose:** Attach one end of the 16.73 FT water hose to the intake port on the pressure washer gun. Ensure a tight connection to prevent leaks.
4. **Prepare Water Source:** Place the other end of the water hose, with the filter attached, into a clean water source such as a bucket, lake, or pool. Ensure the filter is fully submerged.
5. **Optional Soap Dispenser:** If using soap, fill the soap dispenser with your desired cleaning solution and attach it to the designated port on the pressure washer.

Your browser does not support the video tag.

Video: Demonstrates the foldable design and ease of setup for the Fanttik NB8 Flip.

5. OPERATING INSTRUCTIONS

1. **Power On:** Press the power button (yellow) to turn on the device.
2. **Select Cleaning Mode:** Use the mode selection button on the display to cycle through the three adjustable cleaning modes:
 - **High Pressure (174 PSI):** Ideal for stubborn dirt on two-wheel vehicles.
 - **Medium Pressure (130 PSI):** Suitable for camping gear and general cleaning.
 - **Low Pressure (100 PSI):** Gentle cleaning, such as watering flowers.




Image: Visual representation of the three smart cleaning modes.

3. **Adjust Spray Pattern:** Twist the 5-in-1 nozzle to select the desired spray pattern (e.g., 0° for detailed cleaning, 40° for quick cleaning).
4. **Begin Cleaning:** Point the nozzle at the surface to be cleaned and press the trigger to activate the water spray.
5. **Applying Soap (if applicable):** If using the soap dispenser, ensure it is properly attached and filled. The device will mix the soap with water as it sprays.
6. **Power Off:** Release the trigger and press the power button to turn off the device when finished.

Your browser does not support the video tag.

Video: Demonstrates precise cleaning and efficient results using the Fanttik NB8 Flip.

Your browser does not support the video tag.

Video: Shows the Fanttik NB8 Flip Portable Pressure Washer Gun in action.

6. MAINTENANCE

- **Cleaning the Device:** After each use, rinse the nozzle and hose thoroughly with clean water to remove any residue. Wipe the main unit with a damp cloth.
- **Filter Maintenance:** Regularly check and clean the filter on the water hose to ensure optimal water flow and prevent clogging.
- **Storage:** Ensure the device is dry before storing. Fold the handle for compact storage and place it in the mesh storage bag. Store in a cool, dry place.
- **Battery Care:** For long-term storage, charge the battery to approximately 50-70% every 3-6 months to maintain battery health.

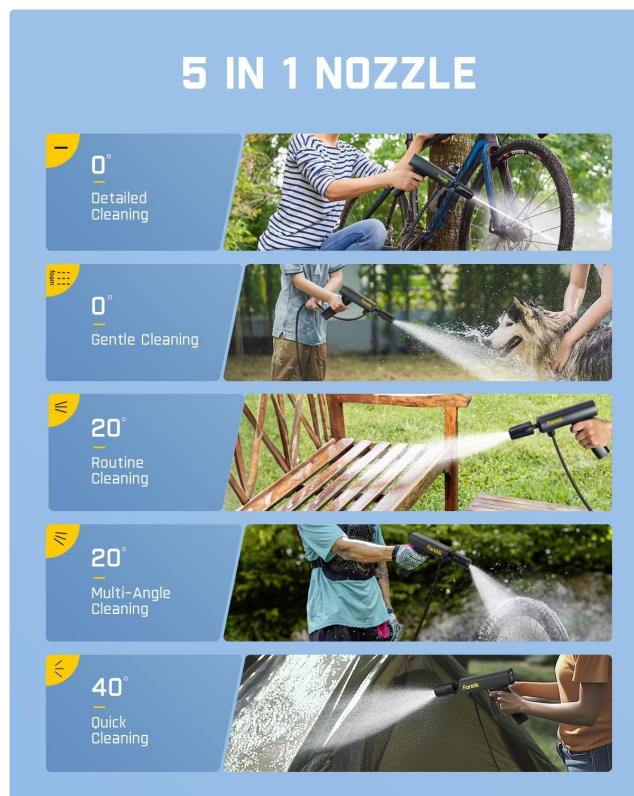


Image: Illustrates the compact and easy storage options for the pressure washer.

7. TROUBLESHOOTING

Problem	Possible Cause	Solution
No water spray or weak pressure	<ul style="list-style-type: none"> Low battery Hose kinked or blocked Water filter clogged Water source empty Nozzle clogged 	<ul style="list-style-type: none"> Charge the battery. Straighten the hose. Clean the water filter. Refill the water source. Clean the nozzle.
Device not turning on	<ul style="list-style-type: none"> Battery depleted Power button not pressed correctly 	<ul style="list-style-type: none"> Charge the battery. Ensure a firm press on the power button.
Water leaking from connections	<ul style="list-style-type: none"> Loose connections Damaged O-rings 	<ul style="list-style-type: none"> Tighten all connections. Inspect and replace O-rings if damaged.

8. SPECIFICATIONS

Feature	Detail
Brand	Fanttik

Feature	Detail
Model	NB8 Flip
Power Source	DC (Cordless, Battery-powered)
Maximum Pressure	174 PSI
Maximum Flow Rate	0.66 GPM
Battery Capacity	2.5Ah Lithium Battery
Runtime	13 to 30 minutes (depending on mode)
Charging Time	Approx. 3 hours
Hose Length	16.73 FT (approx. 5.1 meters)
Item Weight	2.8 Pounds
Product Dimensions	9.84"L x 5.91"W x 1.97"H
Water Temperature Range	0-40°C (32-104°F)



9. WARRANTY AND SUPPORT


For warranty information, technical support, or any inquiries regarding your Fanttik NB8 Flip Portable Pressure Washer Gun, please contact Fanttik Innovation Direct, the official seller. Refer to your purchase documentation or the Fanttik official website for specific warranty terms and contact details.

Contact Information: Please visit the official Fanttik website or refer to the contact details provided with your product packaging for the most up-to-date support information.

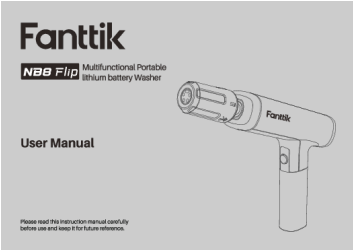


Related Documents - NB8 Flip

	Fanttik NB8 Nano Pressure Washer User Manual User manual for the Fanttik NB8 Nano pressure washer, covering safety warnings, package contents, operation guidance, specifications, and troubleshooting.
	Fanttik NB8 ULTRA Pressure Washer User Manual & Guide Comprehensive user manual for the Fanttik NB8 ULTRA pressure washer, covering safety instructions, package contents, setup guide, operation details, care and maintenance, specifications, and troubleshooting.

<div>材质：80g铜箔纸</div> <div>尺寸：148 x 130 mm</div> <div>印刷：蓝黑</div> <div>装订：骑马钉</div> <div>注：封套封套处不印刷</div>	<div>Fanttik NEX L1 Pro Cordless Screwdriver 3.6V User Manual and Safety Guide</div> <div>Comprehensive user manual for the Fanttik NEX L1 Pro Cordless Screwdriver 3.6V, covering product features, operation, safety, technical specifications, maintenance, and warranty.</div>
	<div>Fanttik Slim V8 APEX Cordless Handheld Vacuum Cleaner User Manual</div> <div>User manual for the Fanttik Slim V8 APEX cordless handheld vacuum cleaner. Includes assembly, usage, cleaning, maintenance, troubleshooting, and specifications.</div>
	<div>Fanttik V10 Mate/Fold V10 APEX Cordless Handheld Vacuum Cleaner User Manual</div> <div>Official user manual for the Fanttik V10 Mate and Fold V10 APEX cordless handheld vacuum cleaners. Learn about features, operation, safety, and maintenance for your Fanttik vacuum.</div>
<div></div>	<div>Fanttik Fold S1 APEX Cordless Screwdriver User Manual and Specifications</div> <div>A comprehensive guide to the Fanttik Fold S1 APEX foldable cordless screwdriver, covering its features, operation, specifications, safety precautions, and warranty information.</div>

Documents - Fanttik – NB8 Flip



[pdf] User Manual

Fanttik NB8 Flip User Manual Use the high pressure nozzle correctly Incorrect use of can be dangerous Therefore do not point directly at people B11r7cjxP3Lm media amazon images I B11r7cjxP3L ref dp product quick view |||
...
lang: score:22 filesize: 3.02 M page_count: 13 document date: 2025-07-14