

Soundcore A3874

Soundcore AeroFit 2 User Manual

Model: **A3874**

Brand: **Soundcore**

1. INTRODUCTION

Welcome to the Soundcore AeroFit 2 user manual. These open-ear earbuds are designed to provide a comfortable listening experience while keeping you aware of your surroundings. Featuring adjustable ear hooks, rich bass, Hi-Res audio support, and AI-powered real-time translation, the AeroFit 2 offers a versatile audio solution for various activities.


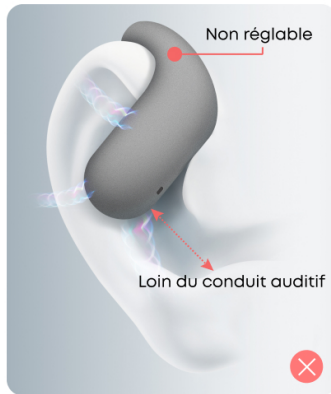


Image: Soundcore AeroFit 2 earbuds, showcasing their open-ear design and green color.

2. WHAT'S IN THE BOX

Ensure all components are present before first use:

- Soundcore AeroFit 2 Earbuds
- Charging Case
- USB-C Charging Cable
- User Manual (this document)



À 5,5 mm de l'oreille pour des basses plus profondes de 7,5 dB*

Avec des contours d'oreilles non réglables, le haut-parleur est trop loin de votre conduit auditif, atténuant ainsi le rythme. Les AeroFit 2 rapprochent le son de votre conduit et vous offrent les basses profondes que vous recherchez.

*Donnée basée sur des tests réalisés dans le laboratoire Soundcore dans des conditions acoustiques contrôlées.

Image: All items included in the Soundcore AeroFit 2 package: the earbuds, their charging case, and a USB-C cable.

3. PRODUCT OVERVIEW

The Soundcore AeroFit 2 earbuds are designed for comfort and high-quality audio. Key features include:

- **Open-Ear Design:** Allows you to hear your surroundings while enjoying audio.
- **Adjustable Ear Hooks:** 4-level adjustment for a secure and comfortable fit for various ear shapes.
- **BassTurbo Acoustics:** Delivers deep and powerful bass.
- **Hi-Res Audio:** Supports LDAC codec for high-resolution sound transmission.
- **AI Translation:** Real-time translation for 100 languages via the Soundcore app.
- **IP55 Water Resistance:** Resistant to sweat, dust, and splashes, suitable for workouts.




Image: A person wearing Soundcore AeroFit 2 earbuds during a run, illustrating the comfortable and open-ear design.

4. SETUP AND PAIRING

4.1 Initial Charging

Before first use, fully charge the earbuds and the charging case. Place the earbuds into the charging case and connect the USB-C cable to a power source. The charging case also supports wireless charging.

CHARGEMENT SANS FIL POUR UNE ÉCOUTE SANS FIN



10H¹ de charge simple **42H¹** avec l'étui de chargement

Image: The Soundcore AeroFit 2 charging case being charged wirelessly on a charging pad.

4.2 Bluetooth Pairing

1. Open the charging case. The earbuds will automatically enter pairing mode.
2. On your device (smartphone, tablet, computer), enable Bluetooth.
3. Search for "Soundcore AeroFit 2" in the list of available Bluetooth devices.
4. Select it to connect. Once connected, you will hear an audio prompt.

For multipoint connection, activate it via the Soundcore app and long-press the touch control area on the earbuds.

avec l'étui de chargement

Équipés de 4 micros à formation de faisceau et d'un algorithme d'intelligence artificielle, ces écouteurs captent votre voix tout en filtrant le bruit, de sorte que vous soyez entendu lors de vos appels, même dans une rue animée.



Image: Illustration of the multipoint connection feature, allowing simultaneous connection to a laptop and a smartphone.

5. WEARING THE EARBUDS

The AeroFit 2 features adjustable ear hooks to ensure a perfect and secure fit. Adjust the ear hooks to one of the four levels to find the most comfortable and stable position for your ears.

Réglez vos écouteurs pour un ajustement parfait

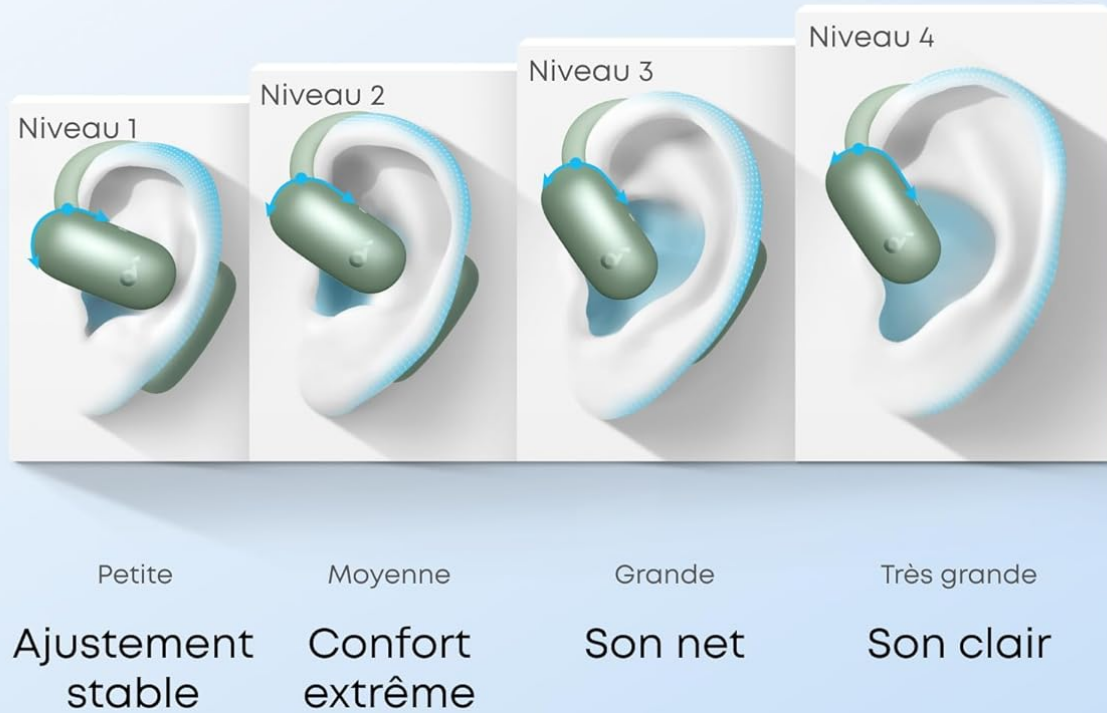


Image: Visual guide demonstrating the four adjustable levels of the ear hooks for optimal fit. For optimal sound quality, position the sound outlet of the earbuds as close as possible to your ear canal while maintaining a secure fit.




Image: A visual representation of how to properly wear the earbuds for a snug and comfortable fit.

6. CONTROLS AND APP CUSTOMIZATION

The AeroFit 2 earbuds feature touch controls for easy operation. You can customize these controls and access advanced features via the Soundcore app.

6.1 Default Touch Controls

- **Double Tap (Right Earbud):** Pause/Play
- **Double Tap (Left Earbud):** Next Track
- Other controls can be customized.

6.2 Soundcore App

Download the Soundcore app from your device's app store to:

- Customize touch controls.
- Adjust equalizer settings (including BassTurbo).
- Activate 3D sound mode.
- Update earbud firmware.
- Access AI translation features.



Image: Screenshots of the Soundcore app, demonstrating options for customizing controls and sound profiles.

7. KEY FEATURES

7.1 AI Real-Time Translation

The AeroFit 2 supports real-time translation for up to 100 languages. Ensure your Soundcore app is updated to version 3.8.7 or later and your earbud firmware is current for optimal performance.



Image: A visual representation of the AI real-time translation feature in action, showing two individuals communicating across languages.

7.2 Rich Sound and BassTurbo

Experience deep bass, clear mids, and crisp highs with the 20mm x 11.5mm Racetrack drivers and BassTurbo acoustic structure. The adjustable ear hooks help bring the sound closer to your ear canal for enhanced bass response.

Basses vibrantes

20 mm × 11,5 mm
Diaphragme Racetrack



**((BASS
TURBO))**

Acoustic Structure

Image: An exploded view diagram illustrating the internal BassTurbo acoustic structure and Racetrack drivers of the earbud.

7.3 Long Battery Life

Enjoy up to 10 hours of listening on a single charge, extended to 42 hours with the charging case. A quick 10-minute charge provides 4 hours of playtime.

Connexion multipoint

La connexion multipoint vous permet de passer facilement de votre ordinateur portable à votre téléphone. Activez-la en appuyant longuement sur la zone de contrôle tactile des oreillettes.




Image: A graphic illustrating the extended battery life of the AeroFit 2 earbuds, showing 10 hours on a single charge and 42 hours with the charging case.

8. MAINTENANCE AND CARE

- **Cleaning:** Regularly clean the earbuds and charging case with a soft, dry, lint-free cloth. If necessary, use a small amount of isopropyl alcohol for stubborn dirt, especially on charging contacts.
- **Storage:** When not in use, store the earbuds in their charging case to protect them and keep them charged.
- **Water Resistance:** The earbuds are IP55 rated for sweat, dust, and splash resistance. Do not submerge them in water or expose them to high-pressure water jets. Dry them thoroughly before placing them back in the charging case if they get wet.
- **Temperature:** Avoid exposing the earbuds to extreme temperatures (hot or cold) or direct sunlight for prolonged periods.

Écoute longue durée

Profitez de 10 heures d'écoute ininterrompue avec une seule charge et prolongez cette durée à 42 heures avec l'étui de chargement. L'AeroFit 2 se charge en un clin d'œil : une charge de 10 minutes pour 4 heures d'écoute.

Chargement rapide: 10 minutes = 4 heures



10H de charge simple **42H** avec l'étui de chargement

Image: A person engaged in physical activity, demonstrating the earbuds' IP55 rating for sweat and splash resistance.

9. TROUBLESHOOTING

Problem	Possible Cause	Solution
Earbuds not pairing	Low battery; out of range; pairing mode not active; previous connection issue.	Ensure earbuds are charged. Place them closer to your device. Open the charging case to activate pairing mode. Forget the device in your Bluetooth settings and re-pair.
No sound from one earbud	Earbud not charged; connectivity issue; dirty charging contacts.	Ensure both earbuds are properly seated in the case and charging. Clean the charging contacts on the earbud and in the case with a dry cloth or cotton swab. Reset the earbuds (refer to Soundcore app for specific reset instructions).
Poor sound quality / Low bass	Improper fit; earbud not positioned correctly; EQ settings.	Adjust the ear hooks for a tighter fit and ensure the sound outlet is close to your ear canal. Check EQ settings in the Soundcore app and try different presets or custom settings.
AI Translation not working	Outdated app/firmware; internet connection.	Update the Soundcore app to the latest version (3.8.7 or later). Ensure earbud firmware is up to date. Verify stable internet connection on your device.

10. SPECIFICATIONS

Feature	Detail
Model Number	A3874
Connectivity	Bluetooth 5.4
Audio Codec	LDAC (Hi-Res Audio Wireless)
Driver Size	20mm x 11.5mm Racetrack Drivers
Frequency Response	20 Hz - 20,000 Hz
Impedance	16 ohms
Sensitivity	127.8 dB
Battery Life (Earbuds)	Up to 10 hours
Battery Life (with Case)	Up to 42 hours
Charging	USB-C, Wireless Charging

Feature	Detail
Water Resistance	IP55 (Sweat, Dust, Splash Resistant)
Ear Placement	Open-Ear
Compatible Devices	Phone, Tablet, Computer, Smart Speaker

11. WARRANTY AND SUPPORT

Soundcore provides a manufacturer's warranty for this product. Please refer to the official Soundcore website or your purchase documentation for detailed warranty terms and conditions.

- **Manufacturer Warranty:** 24 months (as per product specifications).
- **Online Support:** For further assistance, FAQs, and software updates, visit the official Soundcore support page.
- **Contact:** If you encounter any issues not covered in this manual, please contact Soundcore customer service.

Note: Availability of spare parts information is not available. Software updates are guaranteed until information is not available.