

Jackery JE-2000D

Jackery Explorer 2000 v2 Portable Power Station User Manual

Brand: Jackery | Model: JE-2000D

PRODUCT OVERVIEW

The Jackery Explorer 2000 v2 is a high-capacity portable power station designed to meet diverse power needs, from home backup during emergencies to outdoor camping and small business operations. It features a robust 2042Wh LiFePO4 battery and delivers a continuous output of 2200W through its 3 AC ports, with a peak output of 4400W. Its compact and lightweight design, weighing just 39.5 lbs, makes it highly portable. Advanced charging capabilities allow for rapid recharging via AC or solar power, and its LiFePO4 battery ensures a long lifespan of up to 10 years. The unit also boasts whisper-quiet operation and an uninterruptible power supply (UPS) function for seamless power transitions.

Key Features:

- **High-Capacity Power Solution:** 2042Wh capacity with 2200W total AC output (3 ports) and 100W USB-C PD fast charging.
- **Smallest & Lightest 2kWh Power:** Weighs 39.5 lbs, 41% lighter and 34% smaller than typical 2kWh LiFePo4 stations, utilizing CTB (Cell-to-Body) technology.
- **Ultra-Fast & Versatile Charging:** 0 to 80% in 66 minutes with AC Fast Charging, full charge in 102 minutes with Emergency Super Charging, or 6 hours with 400W solar panels.
- **Durable for 10 Years:** Equipped with a LiFePo4 battery designed for up to 4000 charge cycles, ensuring long-term reliability.
- **Whisper-Quiet Operation:** Operates at less than 30dB in Silent Charging Mode, with smart temperature control for reduced noise.
- **Uninterruptible Power Supply (UPS):** Features 20ms seamless switching for reliable backup during power outages, UL1778 certified.



Figure 1: Jackery Explorer 2000 v2 Portable Power Station.

SETUP GUIDE

Before first use, ensure your Jackery Explorer 2000 v2 is fully charged. The unit typically arrives with a partial charge. Unpack all components carefully and inspect for any damage. Place the power station on a stable, flat surface in a well-ventilated area.

Unboxing and Initial Inspection:

Carefully remove the power station and all accessories from the packaging. Verify that all included items are present: the Explorer 2000 v2 unit, AC charging cable, and user manual. Inspect the unit for any visible damage from shipping.

Your browser does not support the video tag.

Video 1: Jackery E2000 V2 Unboxing and Quick Overview. This video demonstrates the unboxing process and initial setup of the power station, including checking included accessories.

First Charge:

Connect the provided AC charging cable to the input port on the side of the Explorer 2000 v2 and plug it into a standard wall outlet. The display screen will show the charging status. For optimal battery health, it is recommended to fully charge the unit before its first use.



Figure 2: The Jackery Explorer 2000 v2 features a clear display and app control for monitoring charging status and output.

OPERATING INSTRUCTIONS

The Jackery Explorer 2000 v2 offers multiple output options to power various devices. Familiarize yourself with the different ports and their corresponding power buttons.

Powering Devices:

To use the AC outlets, press the 'AC' button to activate the AC output. Plug your devices into the 3 AC ports. For USB devices, press the 'DC/USB' button and connect your devices to the USB-A or USB-C ports. The display screen will show the real-time power output.

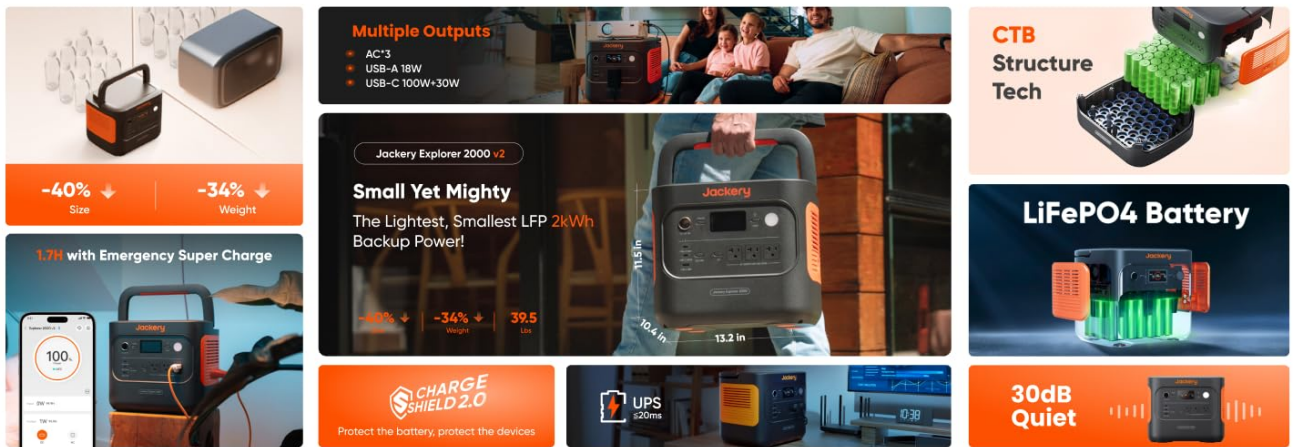


Figure 3: The power station can power various home devices, including laptops and projectors.

Solar Charging:

For solar charging, connect compatible solar panels (up to 400W input) to the DC input ports on the back of the unit. Position the solar panels to maximize sun exposure. The display will indicate the input wattage from the solar panels.

Your browser does not support the video tag.

Video 2: Explorer 2000 v2 Solar Generator. This video highlights the solar charging capabilities of the power station.

Uninterruptible Power Supply (UPS) Function:

To utilize the UPS feature, connect the power station to a wall outlet and then plug your essential devices into the power station's AC outlets. In case of a power outage, the Explorer 2000 v2 will automatically switch to battery power within 20ms, ensuring continuous operation for connected devices.

UNINTERRUPTIBLE POWER SUPPLY

Uninterrupted Energy, Unmatched Reliability



 **UPS**
 $\leq 20\text{ms}$

Figure 4: The UPS function provides seamless power transition for critical devices during outages.

MAINTENANCE

Proper maintenance ensures the longevity and optimal performance of your Jackery Explorer 2000 v2. Follow these guidelines for care and storage.

Cleaning:

Wipe the exterior of the unit with a soft, dry cloth. Avoid using abrasive cleaners or solvents. Ensure all ports are free from dust and debris.

Storage:

Store the power station in a cool, dry place away from direct sunlight and extreme temperatures. If storing for extended periods, it is recommended to charge the unit to approximately 50-80% every 3-6 months to maintain battery health.

10-YEAR BATTERY LIFE



Fire Resistant &
Shock-proof

CTB

CTB structure
Tech



Up to 62 Forms of
Protection

LiFePo4

Battery

Figure 5: The LiFePo4 battery is designed for long-term durability and requires minimal maintenance.

TROUBLESHOOTING

If you encounter issues with your Jackery Explorer 2000 v2, refer to the following common problems and solutions.

Unit Not Turning On:

- Ensure the main power button is pressed and held for a few seconds until the display activates.
- Check the battery level. If it's critically low, connect it to a power source.

No Output from Ports:

- Verify that the specific output button (AC or DC/USB) for the port you are using is activated.
- Check if the device you are trying to power exceeds the maximum wattage output of the port or the unit.
- Ensure the device is properly plugged in.

Slow Charging:

- For solar charging, ensure panels are in direct sunlight and angled optimally. Clean any dust or debris from the panel surface.
- Check the charging mode in the app. Ensure it's not set to "Quiet Charging Mode" if faster charging is desired.

PRODUCT SPECIFICATIONS

Feature	Specification
Brand	Jackery
Model Name	JE-2000D
Capacity	2042Wh
AC Output	2200W (Pure Sine Wave), 4400W Peak
USB-C Output	100W PD Max
Battery Type	LiFePo4
Lifespan	10 Years (4000+ Cycles to 80% capacity)
Weight	39.5 Pounds
Dimensions (L x W x H)	13.2"L x 10.4"W x 11.5"H
Noise Level (Silent Charging)	Less than 30dB
UPS Switching Time	20ms


WARRANTY INFORMATION

The Jackery Explorer 2000 v2 comes with a standard manufacturer's warranty. Please refer to the official user manual or Jackery's website for detailed warranty terms and conditions. The LiFePo4 battery is designed for a long lifespan of up to 10 years or 4000 charge cycles to 80% capacity.

SUPPORT & CONTACT

For further assistance, technical support, or warranty claims, please contact Jackery customer service. You can find contact information and additional resources on the official Jackery website or by referring to the comprehensive user guide PDF.


- Official User Guide (PDF): [Download PDF](#)
- Visit the Jackery Store: [Jackery Amazon Store](#)



[Jackery Explorer 2000 v2 Portable Power Station User Manual](#)

Comprehensive user manual for the Jackery Explorer 2000 v2 portable power station, covering setup, operation, safety guidelines, technical specifications, and warranty information.

lang:en score:39 filesize: 9.6 M page_count: 47 document date: 2024-07-04

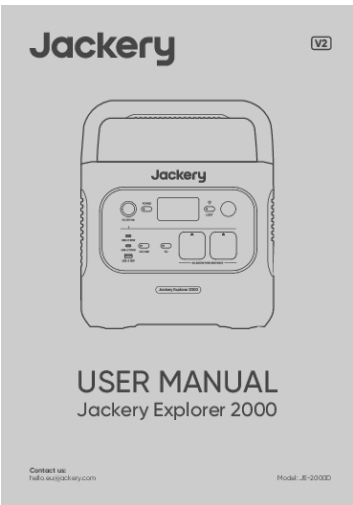


[\[pdf\] User Manual Specifications Dimension Guide](#)

Jackery Explorer 2000 User Manual EU Congratulations on your new Please read this manual carefully before using the product particularly relevant precautions to V2 1 jackery cz files |||

USER MANUAL Jackery Explorer 2000 Contact us: helloeu jackery.com Model: **JE-2000D** CONTENTS GB English FR Franais DE Deutsch IT Italiano ES Espaol PT Portugus 01-10 11-20 21-30 31-40 41-50 51-60 More language versions are supported. Other language versions of the manual can be downloaded on our...

lang:en score:38 filesize: 3.68 M page_count: 63 document date: 2024-11-28



[\[pdf\] User Manual Specifications Dimension Guide](#)

Jackery Explorer 2000 User Manual EU v2 ManualDownloadJackery 2000 V2 Kit with Protective Carry Casev1hampshiregenerators co uk 2025 07 |||

USER MANUAL Jackery Explorer 2000 Contact us: helloeu jackery.com Model: **JE-2000D** CONTENTS GB English FR Franais DE Deutsch IT Italiano ES Espaol PT Portugus 01-10 11-20 21-30 31-40 41-50 51-60 More language versions are supported. Other language versions of the manual can be downloaded on our...

lang:en score:35 filesize: 3.68 M page_count: 63 document date: 2024-11-28



[pdf] User Manual

Jackery Explorer 2000 User Manual JP Administrator New 10 Japan f258ba17 b8ea

49ca 8f9c 1c40153d147e v 1731374894 cdn shopify s files 1 0100 1537 5438 |||


Jackery **JE-2000D** Jackery 2000 /For use only in Japan jackery.jp jackery.com 1.

Jackery 2000 Jackery 2000 **JE-2000D** LiFePO4 45.6Ah/44.8V DC 2042Wh

335264292 mm 17.9 kg AC AC/ 100V-120V - 50Hz/60Hz, 15A 100V-120V -

50Hz/60Hz, 15A DC PV 16V-60V12A, 2 21A, 400W 1...

lang:en score:32 filesize: 4.01 M page_count: 12 document date: 2024-11-06



[pdf] User Manual Specifications Dimension Guide Warranty Catalog

HTE1172000A US JAK RoSH REACH USER MANUAL Jackery Explorer 2000 3 Years Standard

Warranty The standard warranty period for is 36 months In each case the measured starting on 2200W

Rated 4400W Peak Portable Power Station v2 Push Button Start Battery Generator Outdoors and Home

Depot 6aef8173 a4be 4a92 b4d3 2da077eb3867 images thdstatic catalog Images 6a |||


USER MANUAL Jackery Explorer 2000 Contact us: hello jackery.com 1-888-502-

2236 US Model: **JE-2000D** CONTENTS US English FR Franais ES Espaol PT

Portugus 01-11 12-22 23-33 34-44 US English Model: **JE-2000D** Congratulations on

your new Jackery Explorer 2000. Please read this manual carefully be...

lang:en score:29 filesize: 9.57 M page_count: 47 document date: 2024-07-04



[pdf] User Manual Specifications Dimension Guide Catalog


HTE1172000A US JAK RoSH REACH Jackery 1500 Watt Output 3000W Peak Portable Solar Power Station Explorer 1000V2 Push Start Battery Generator for Outdoors Home HTE109 The Depot6aef8173 a4be 4a92 b4d3 2da077eb3867images thdstatic catalog Images 6a 6aef8173 2da077eb3867 r n nlf ||| USER MANUAL Jackery Explorer 2000 Contact us: hello jackery.com 1-888-502-2236 US Model: **JE-2000D** CONTENTS US English FR Franais ES Espaol PT Portugus 01-11 12-22 23-33 34-44 US English Model: **JE-2000D** Congratulations on your new Jackery Explorer 2000. Please read this manual carefully be... lang:en score:24 filesize: 9.57 M page_count: 47 document date: 2024-07-04



[pdf]

38 0001 000562 HTE1172000A JP JAK RoHS REACH Administrator il y a 21 heures — C1yd95h1d6L m media amazon images l |||

Jackery **JE-2000D** Jackery 2000 /For use only in Japan jackery.jp jackery.com 1. Jackery 2000 Jackery 2000 **JE-2000D** LiFePO4 45.6Ah/44.8V DC 2042Wh 335264292 mm 17.9 kg AC AC/ 100V-120V - 50Hz/60Hz, 15A 100V-120V - 50Hz/60Hz, 15A DC PV 16V-60V12A, 2 21A, 400W 1... lang:en score:22 filesize: 4.07 M page_count: 12 document date: 2024-07-04



[pdf] Datasheet Safety Datasheet Catalog

Jackery 2200W Rated 4400W Peak Portable Power Station Explorer 2000 v2 Push Button Start Battery Generator for Outdoors and Home The Depot 18881cb0 d032 4075 a50e 5965e31fefba images thdstatic catalog Images 18 ||| Safety Data Sheets SDSs Safety Data Sheets SDSs Client Add. of Client Shenzhen Hello Tech Ene ... enzhen, Guangdong, China Description Model /Type Manufacturer Add. of Manufacturer Li-ion Battery **JE-2000D** Shenzen Hello Tech Energy Co., Ltd. F2-3, Building 7, Jiaanda Science and Technology Indus... lang:en score:13 filesize: 461.95 K page_count: 11 document date: 2024-10-18