

COMHOMA DF-BF001-F

COMHOMA Platform Bed Frame Instruction Manual

Model: DF-BF001-F

1. INTRODUCTION

This manual provides comprehensive instructions for the assembly, operation, maintenance, and troubleshooting of your COMHOMA Platform Bed Frame. Please read all instructions carefully before assembly and use to ensure safe and proper functionality.

2. SAFETY INFORMATION

WARNING: Ensure proper assembly according to the instructions to prevent instability or collapse. Failure to follow these instructions can result in injury or product damage.

- Keep all small parts and packaging materials away from children.
- Assemble the bed frame on a soft, clean surface to prevent scratches.
- Ensure all bolts and screws are securely tightened before use. Periodically check and re-tighten as needed.
- Do not stand or jump on the bed frame.
- Use only the mattress size specified for this bed frame (Full).

3. PACKAGE CONTENTS

Your COMHOMA Platform Bed Frame package includes all necessary components and hardware for assembly. Please verify all parts are present before beginning assembly. Refer to the included installation manual for a detailed parts list.

Note: The mattress is not included.

4. SETUP AND ASSEMBLY

Assembly typically requires two individuals and approximately 2-4 hours. Follow the step-by-step instructions provided in the separate Installation Manual included with your product. All required tools, such as Allen wrenches and a screwdriver, are provided within the package.

4.1. Frame Assembly

Begin by assembling the main metal frame components. Ensure all connections are secure. The frame is designed for stability and noise reduction, featuring EVA sound-absorbing strips.

4.2. Headboard Attachment

Attach the headboard to the main frame. The headboard features a rustic wood look with upholstered panels.



Figure 1: Bed Frame Components and Dimensions. This image illustrates the various parts of the bed frame, including the metal structure, wooden headboard, and pull-out drawers, along with key measurements.

4.3. Drawer Installation

The bed frame includes two push-pull storage drawers at the footboard. These drawers are on wheels for

easy access and feature a locking mechanism to keep them in place. Install them according to the manual.

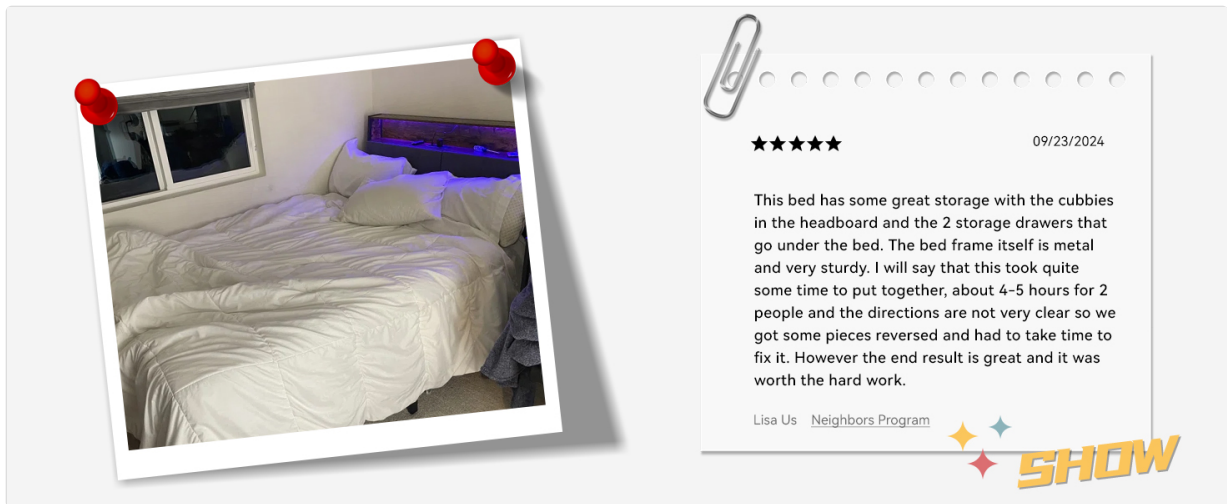


Figure 2: Detailed view of secured metal slats, drawers on wheels for easy movement, and the embedded design that prevents the mattress from sliding.

4.4. LED Light Strip Installation

The RGB LED light strip is designed to be installed along the headboard. Follow the instructions to properly attach and connect the strip.

Your browser does not support the video tag.

Video 1: Assembly overview of the bed frame, showcasing the installation of the headboard and LED lights. This video provides visual guidance for the setup process.

5. OPERATING INSTRUCTIONS

5.1. LED Lights

The integrated RGB LED strip lights can be controlled via a mobile application or the included remote control. This allows for customization of colors, brightness, and dynamic lighting modes to suit your preference.

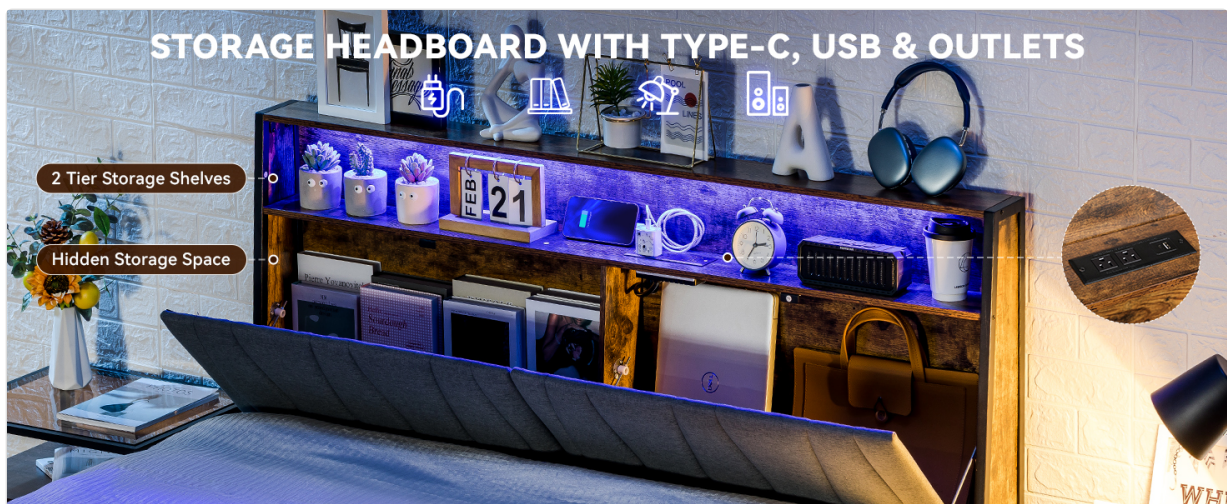


Figure 3: RGB LED Lights Features. This image highlights the various control options and features of the LED lighting system, including app and remote control, color selection, and dynamic modes.

5.2. Charging Station

The headboard features a built-in charging station with 2 AC outlets, 1 USB port, and 1 Type-C port. This allows for convenient charging of electronic devices such as phones, tablets, and other accessories directly from your bed.



Figure 4: Headboard Charging Station. This image demonstrates the use of the integrated charging station, highlighting the AC outlets, USB, and Type-C ports for convenient device charging.

5.3. Storage Features

The bed frame offers multiple storage solutions:

- **Headboard Storage:** A 2-tier storage shelf on top of the headboard provides space for decorative items, books, or personal belongings.
- **Hidden Flip-Up Storage:** A concealed compartment within the upholstered headboard offers private storage space.
- **Footboard Drawers:** Two push-pull drawers located at the foot of the bed provide additional storage for clothing, bedding, or other items. These drawers are equipped with locks to secure contents.



Figure 5: Headboard Storage Options. This image displays the two-tier shelving and the hidden flip-up storage compartment within the headboard, offering versatile organization.

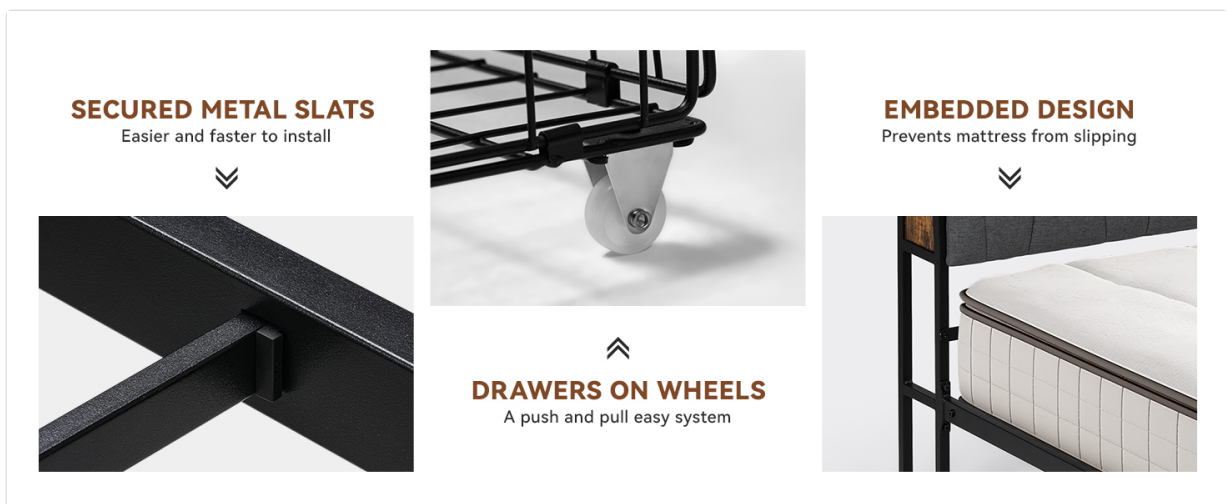


Figure 6: Footboard Storage Drawers. This image provides a close-up of the two pull-out drawers at the foot of the bed, illustrating their capacity and the integrated locking feature.

6. MAINTENANCE

6.1. Cleaning

To clean the bed frame, wipe surfaces with a damp cloth. Avoid harsh chemicals or abrasive cleaners that may damage the finish or upholstery.

6.2. General Care

Periodically check all connections and hardware to ensure they remain tight. Re-tighten any loose screws or bolts to maintain the bed frame's stability and integrity.

7. TROUBLESHOOTING

If you encounter any issues with your bed frame, please refer to the following common solutions:

- **Noise:** Ensure all bolts are securely tightened. The frame is designed with EVA sound-absorbing strips to minimize noise.
- **LED Lights Not Working:** Check the power connection to the LED strip and ensure the remote control or app is properly paired and has working batteries (if applicable).

- **Charging Station Not Functioning:** Verify the power cable for the charging station is securely plugged into a working wall outlet. Test with different devices and cables.
- **Instability:** Re-check all assembly steps, ensuring all components are correctly installed and tightened.

For persistent issues or further assistance, please contact COMHOMA customer support.

8. SPECIFICATIONS

Feature	Detail
Brand	COMHOMA
Model Number	DF-BF001-F
Size	Full
Product Dimensions	80"L x 60"W x 73"H
Color	Vintage Brown and Grey
Material	Wood, Metal
Special Features	Charging Station, LED Lighting, No Box Spring Needed, Storage Drawer, Upholstered Headboard
Included Components	Installation Manual
Assembly Required	Yes
Product Care Instructions	Wipe with Damp Cloth
Item Weight	62 pounds
UPC	810170301742

9. WARRANTY AND SUPPORT

For warranty information or customer support, please refer to the documentation included with your purchase or visit the official COMHOMA website. Protection plans may also be available for extended coverage.