

Boult Airbass Earbuds

Boult Klarity 3 Earbuds User Manual

Model: Klarity 3 (Airbass Earbuds) | Brand: Boult

INTRODUCTION

Welcome to the user manual for your Boult Klarity 3 Earbuds. These earbuds are designed to provide a superior audio experience with advanced features such as Hybrid Active Noise Cancellation, Spatial Audio, and dual device pairing. This manual will guide you through the setup, operation, maintenance, and troubleshooting of your new earbuds to ensure optimal performance and longevity.

WHAT'S IN THE BOX

- Boult Klarity 3 Charging Case
- Boult Klarity 3 Earbuds (Left and Right)
- Type-C Fast Charging Cable
- Extra Pair of Eartips
- User Manual
- Warranty Card

PRODUCT OVERVIEW AND KEY FEATURES

Boult Klarity 3 Earbuds and Charging Case



This image displays the Boult Klarity 3 earbuds in their silver color, resting within their sleek charging case. The earbuds feature a metallic finish and a distinctive fluted design on the stems. The charging case is compact and designed for portability, providing power to the earbuds on the go.

Advanced Audio Technologies

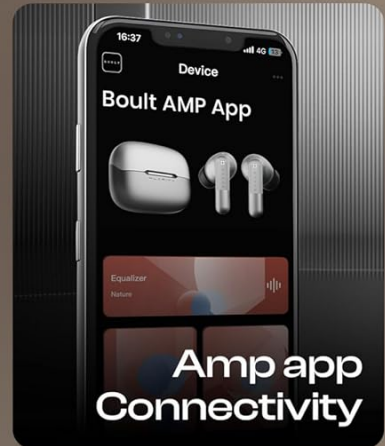
50dB Hybrid ANC

Active Noise Cancellation



Hex Mic ENC

Environmental
Noise Cancellation



Amp app
Connectivity

Dual device
Pairing



6 Mics

Spatial Audio



Customize your

EQ MODES

45ms

Lowest Latency



Fluted Design

Upto
50
Hrs
Playtime

Bluetooth
5.4

The Boult Klarity 3 incorporates several advanced technologies for an enhanced listening experience. This includes **50dB Hybrid Active Noise Cancellation (ANC)** for significant noise reduction, **Hex Mic Environmental Noise Cancellation (ENC)** for clear calls, and **Spatial Audio** for immersive sound. The earbuds also support **Dual Device Pairing**, offer up to **50 hours of total playtime**, and utilize **Bluetooth 5.4** for stable connectivity. Control and customization are available via the **Boult Amp App**, and a low latency of **45ms** is ideal for gaming.

Hybrid Active Noise Cancellation (ANC)



Powerful 50db Hybrid ANC

Active Noise Cancellation

Feedback Mic
 Blocks the left over noise

Feedforward Mic
 Blocks the left over noise

Talk Mic

Normal ANC	VS	Powerful Hybrid ANC
Quad (4) mic setup		Advanced Hexa (6) mic
Feedforward mic for noise cancellation		Feedforward + Feedback hybrid mic module for improved noise cancellation
Low frequency buzzing noises cancelled		Wider range of frequencies cancelled
Light reduction in ambient noise		Total elimination of ambient noise

The Klarity 3 features a powerful **50dB Hybrid ANC** system. Unlike standard ANC, this advanced system uses a 6-microphone setup, including feedback and feedforward mics, to effectively block a wider range of frequencies and eliminate ambient noise, providing a more profound quiet listening environment.

Spatial Audio Experience

Spatial Audio



Experience
3D audio



Completely
**Immersive
listening**



**Sense direction
of instruments
in your music**



Experience a new dimension of sound with **Spatial Audio**. This feature creates a 360-degree soundstage, making audio feel more dynamic and lifelike. It enhances your music and movies by providing a sense of direction for instruments and sounds, offering a truly immersive listening experience.

Boult AMP App Connectivity

B O U L T **AMP**

App Connectivity

Custom tune audio with **multi-EQ modes**

Switch 
listening
modes
**Gaming or
Music**


**Widget
support** for
your home
screen




**Rename
your
earbuds**


**Assign
custom
tap gestures**

Unlock the full potential of your Klarity 3 earbuds with the **Boulton AMP App**. The dedicated app allows you to customize EQ modes, switch between listening modes (e.g., Gaming or Music), rename your earbuds, and assign custom touch controls. It also offers widget support for your home screen and an innovative earbud cleaning feature.

Extended Playtime and Fast Charging

Upto 50 Hours

Lightning Bolt™
Type-C 
fast charging

10 Mins Charge = **120** Mins Playtime


Supercharge your day


The Boult Klarity 3 offers an impressive total playtime of up to **50 hours** with the charging case. It supports **Type-C Fast Charging**, providing 120 minutes of playtime from just a 10-minute charge, ensuring your earbuds are ready for extended use.

Hex Mic Environmental Noise Cancellation (ENC)

6 mic ENC

Environmental Noise Cancellation

6 microphone array 
for clear audio pickup

Wind noise 
reduction



ENC technology filters out background noise, ensuring your voice is heard clearly on calls, even in noisy environments

**Piano Black
& Rubberised Case**

**Frosted
Diamond Case**



Cut through the chaos, be heard in 4K

For crystal-clear calls, the Klarity 3 features **Hex Mic Environmental Noise Cancellation (ENC)**. This 6-microphone array effectively filters out background noise, including wind, ensuring your voice is heard clearly by the listener, even in noisy environments.

Bluetooth 5.4 and Dual Device Connectivity

Bluetooth 5.4

A rock-solid link

Blink and Pair™ 
Quick pairing

Stable
connection 



Dual-device connectivity



Automatic
device switching



Connect 2 devices
simultaneously

Equipped with **Bluetooth 5.4**, the Klarity 3 provides a stable and fast wireless connection. The **Dual Device Pairing** feature allows you to connect to two devices simultaneously, enabling seamless switching between your phone and laptop without needing to disconnect and reconnect.

13mm Bass Drivers and Low Latency Gaming Mode

**Combat™
Gaming Mode**



45ms
Ultra Low Latency

Large 13mm
BoomX™ Technology

**Supreme
Bass**



**AAC SBC Codec
supported**



Bluetooth 5.4

⌘ Blink & Pair™

↔ Fastest Pairing



The Klarity 3 delivers powerful audio with its large **13mm BoomX™ Bass Drivers**, providing deep, punchy bass and a rich sound profile. For gamers, the dedicated **Combat™ Gaming Mode** ensures ultra-low latency of **45ms**, synchronizing audio and visuals for an immersive gaming experience.

IPX5 Water Resistance and Intuitive Touch Controls

IPX5 water resistance

Splash proof

Sweat proof

Rain proof

Voice assistant support

Hey Siri, Play Music

Ok Google, Call Saif

Goes beyond it all

1 Tap (L/R) **Music Play/Pause**
1 Tap (L/R) **Call receive**
2 Tap (L) **Previous**
2 Tap (R) **Next**

3 Tap (R) **Vol+**
3 Tap (L) **Vol-**
4 Tap (L) **Game mode**
4 Tap (R) **Spatial/High Fidelity**

Long press (L) **Voice Assistant**
Long press (R) **Noise Cancellation**
2 Tap (L/R) **Hung up/Reject Call**

The earbuds are rated **IPX5 water resistant**, making them splash, sweat, and rain proof, suitable for various activities. They feature intuitive **Touch Controls** for easy management of music playback, calls, volume adjustment, and mode switching. Voice assistant support (Google Assistant, Siri, Amazon Alexa) is also integrated.

SETUP GUIDE

1. Charging the Earbuds and Case

Before first use, fully charge the earbuds and the charging case. Connect the provided Type-C charging cable to the charging port on the case and a USB power source. The charging case takes approximately 100 minutes to fully charge, and the earbuds take about 60 minutes when placed inside the charging case.

- **Charging Case:** Connect the Type-C cable. The indicator light on the case will show charging status.
- **Earbuds:** Place the earbuds into the charging case. Ensure they are properly seated. The earbuds will begin charging automatically.

2. Initial Pairing (Blink and Pair™)

1. Open the charging case. The earbuds will automatically enter pairing mode, indicated by a blinking LED light on the earbuds.
2. On your device (smartphone, tablet, laptop), go to Bluetooth settings.
3. Search for "Boult Klarity 3" in the list of available devices.
4. Select "Boult Klarity 3" to connect. Once connected, a voice prompt will confirm the successful pairing, and the LED light on the earbuds will turn off or change.

3. Dual Device Pairing (Multipoint Pairing)

The Boult Klarity 3 supports connecting to two devices simultaneously, allowing seamless switching between them.

1. First, pair the earbuds with your primary device (e.g., smartphone) as described above.
2. Disable Bluetooth on your primary device. The earbuds will re-enter pairing mode.
3. Pair the earbuds with your secondary device (e.g., laptop) following the initial pairing steps.
4. Once connected to the secondary device, re-enable Bluetooth on your primary device. The earbuds should automatically connect to both devices.
5. You can now switch audio output between the two connected devices without manually disconnecting and reconnecting.

OPERATING INSTRUCTIONS

Touch Controls

The Boult Klarity 3 earbuds feature intuitive touch controls on the stem of each earbud. Refer to the following table for common functions:

Action	Function
1 Tap (L/R)	Music Play/Pause
1 Tap (L/R)	Call Receive
2 Taps (L)	Previous Track
2 Taps (R)	Next Track
2 Taps (L/R)	Hung up / Reject Call
3 Taps (R)	Volume +
3 Taps (L)	Volume -
4 Taps (L)	Game Mode On/Off
4 Taps (R)	Spatial / High Fidelity Mode On/Off
Long Press (L)	Activate Voice Assistant
Long Press (R)	Noise Cancellation Mode Cycle (ANC On/Off/Transparency)

Active Noise Cancellation (ANC) and Transparency Mode

The Klarity 3 offers powerful ANC to block out ambient noise. A long press on the Right earbud will cycle through ANC On, ANC Off, and Transparency Mode. Transparency Mode allows you to hear your surroundings while still enjoying your

audio.

Spatial Audio

Activate Spatial Audio by 4 taps on the Right earbud to experience immersive, 360-degree sound. This mode enhances the depth and directionality of audio, making content feel more lifelike.

Gaming Mode (Low Latency)

For an optimized gaming experience, activate Combat™ Gaming Mode by 4 taps on the Left earbud. This mode reduces audio latency to 45ms, ensuring synchronized sound during fast-paced gameplay.

Using the Boulton AMP App

Download the Boulton AMP App from your device's app store to access advanced features and customization options:

- **EQ Modes:** Customize your audio profile with various equalizer presets or create your own.
- **Custom Touch Controls:** Reassign touch functions to suit your preferences.
- **Firmware Updates:** Keep your earbuds updated with the latest features and improvements.
- **Earbud Cleaning Feature:** Utilize the innovative feature within the app for maintaining your earbuds.

MAINTENANCE AND CARE

- **Cleaning:** Regularly clean the earbuds and charging case with a soft, dry, lint-free cloth. For the ear tips, remove them and clean with a damp cloth, ensuring they are completely dry before reattaching. Avoid using harsh chemicals or abrasive materials.
- **Water Resistance:** The earbuds are IPX5 water resistant, meaning they are protected against splashes, sweat, and light rain. Do not submerge the earbuds in water or expose them to strong jets of water. The charging case is not water resistant.
- **Storage:** When not in use, store the earbuds in their charging case to protect them and keep them charged. Store in a cool, dry place away from extreme temperatures.
- **Battery Care:** To prolong battery life, avoid fully draining the battery frequently. Charge the earbuds and case regularly, even if not in constant use.

TROUBLESHOOTING

Earbuds Not Pairing / Connecting

- Ensure the earbuds are charged and out of the charging case.
- Turn off and on Bluetooth on your device.
- Forget "Boulton Klarity 3" from your device's Bluetooth list and attempt to pair again.
- Place both earbuds back into the charging case, close the lid for 5 seconds, then open it to reset the connection.

Only One Earbud Playing Sound

- Ensure both earbuds are charged.
- Place both earbuds back into the charging case, close the lid, and then take them out again.
- Check your device's audio settings to ensure balance is centered.
- Try resetting the earbuds (refer to the app or specific reset instructions if available in the full manual).

Poor Sound Quality or Disconnections

- Ensure the earbuds are within the Bluetooth range (up to 10 meters) of your device.
- Check for interference from other wireless devices.
- Clean the ear tips and speaker mesh to remove any debris that might be affecting sound.
- Ensure the earbuds are fully charged.

Microphone Issues

- Ensure the microphone holes are not blocked by debris or your fingers.
- Check your device's privacy settings to ensure the app has microphone access.
- Test the microphone in a quiet environment to rule out excessive background noise.

TECHNICAL SPECIFICATIONS

Feature	Detail
Model Name	Airbass Earbuds
Noise Control	Hybrid Active Noise Cancellation (up to 50dB)
Microphones	6 (Hex Mic ENC for calls)
Connectivity Technology	Wireless, Bluetooth 5.4
Bluetooth Range	10 Metres
Audio Driver Size	13mm
Frequency Response	20 Hz - 20 kHz
Sensitivity	116 dB
Impedance	32 Ohm
Battery Life (Total Playtime)	Up to 50 Hours (with charging case)
Earbuds Charging Time	60 Minutes
Case Charging Time	100 Minutes
Fast Charging	10 mins charge = 120 mins playtime
Water Resistance Level	IPX5
Audio Latency	45 Milliseconds (Gaming Mode)
Control Method	App, Touch, Voice

Feature	Detail
Item Weight	48.6 Grams (total)
Material	Metal
Product Dimensions	5.6 x 5.2 x 4.7 cm
Special Features	6 Mic Hybrid ANC, Bluetooth 5.4, Spatial Audio, Dual Device Pairing, Multipoint Pairing, Touch Control, App Connectivity, 13mm Bass Drivers

WARRANTY AND SUPPORT





Warranty Information

Your Boulton Klarity 3 Earbuds come with a manufacturer's warranty. Please refer to the included **Warranty Card** for detailed terms, conditions, and the duration of the warranty period. Keep your purchase receipt as proof of purchase for warranty claims.

Customer Support

For any technical assistance, troubleshooting beyond this manual, or warranty-related inquiries, please contact Boulton customer support. You can typically find contact information on the official Boulton website or through the Boulton AMP App. Ensure you have your product model and purchase details ready when contacting support.
Manufacturer: Boulton, Shenzhen Exotic Electronics Co.

Related Documents - Airbass Earbuds

	Boulton Y1 Gaming TWS Bluetooth Headset: User Manual & Features Detailed guide for the Boulton Y1 Gaming TWS Bluetooth Headset, featuring 50 hours playtime, BoomX Bass Drivers, and IPX5 rating. Learn setup, controls, app integration, and troubleshooting.
	Boulton Y1 TWS Bluetooth Headset User Manual User manual for the Boulton Y1 TWS Bluetooth Headset, detailing product specifications, pairing instructions, touch controls, power management, and maintenance.
	Boulton Audio Z40 Ultra TWS Bluetooth Headset User Manual & Features Comprehensive guide to the Boulton Audio Z40 Ultra TWS Bluetooth Headset, covering features like Sonic Core Dynamic, Prism Voice PLC, Dual Stream DSP, touch controls, pairing, and maintenance.
	Boulton Astra Neo TWS Bluetooth Earbuds - User Manual & Specifications Comprehensive user manual and specifications for the Boulton Astra Neo True Wireless Stereo Bluetooth Earbuds, detailing features, usage, pairing, and troubleshooting.



[Boult Mustang TWS Earbuds: User Guide and Specifications](#)

Comprehensive guide to Boult Mustang TWS Bluetooth earbuds, covering features, specifications, usage instructions, pairing, connectivity, and maintenance.



[AirBass Earbuds User Manual: Features, Specs, and How-To Guide](#)

Comprehensive user manual for AirBass Earbuds TWS Bluetooth headset. Learn about product specifications, touch controls, pairing, LED functions, and maintenance.