

Medcursor MD-NM01

Medcursor MD-NM01 Electric Neck and Back Massager with Heat User Manual

INTRODUCTION

Thank you for choosing the Medcursor MD-NM01 Electric Neck and Back Massager. This device is designed to provide deep tissue kneading massage with an optional heat function to help alleviate muscle soreness, ease stiffness, and promote relaxation. Please read this manual thoroughly before use to ensure safe and effective operation.



Image: The Medcursor MD-NM01 Electric Neck and Back Massager, showcasing its ergonomic design and control panel.

SAFETY INFORMATION

To ensure safe operation and prevent injury or damage, please observe the following safety guidelines:

- Do not use on broken skin or areas with inflammation.
- Keep the massager away from water.
- Unplug the massager when not in use.
- Do not leave the massager unattended while in use.
- Allow the massager to cool down before storing.
- Consult a doctor before use if you have any medical conditions or are pregnant.
- Keep the massager out of reach of children and pets.
- The massager is not cordless and must be connected to a power source to function.

PACKAGE CONTENTS

Your Medcursor MD-NM01 package includes the following items:

- Medcursor Neck and Back Massager (MD-NM01)
- Power Adapter (for household use)
- User Manual



Image: The Medcursor MD-NM01 massager, power adapter, and user manual as included in the package.

PRODUCT OVERVIEW AND FEATURES

The Medcursor MD-NM01 massager is designed for versatile use across various body parts, offering a deep tissue massage experience.

- **8 Deep-Shiatsu Kneading Massage Nodes:** Provides a comprehensive massage to target muscle soreness and stiffness.
- **Advanced Soothing Heat Function:** Helps to relax muscles and reduce stress. The breathable mesh fabric promotes heat penetration.
- **3-Speed Options:** Allows customization of massage intensity to suit individual preferences.
- **Bi-directional Massage:** Massage nodes can change direction for a varied and effective massage.

- **Overheat Protection & 15-Minute Auto-Shutdown:** Built-in safety features for peace of mind.
- **Durable and Skin-friendly Material:** Made of high-quality PU leather and breathable mesh fabric for comfort and easy cleaning.

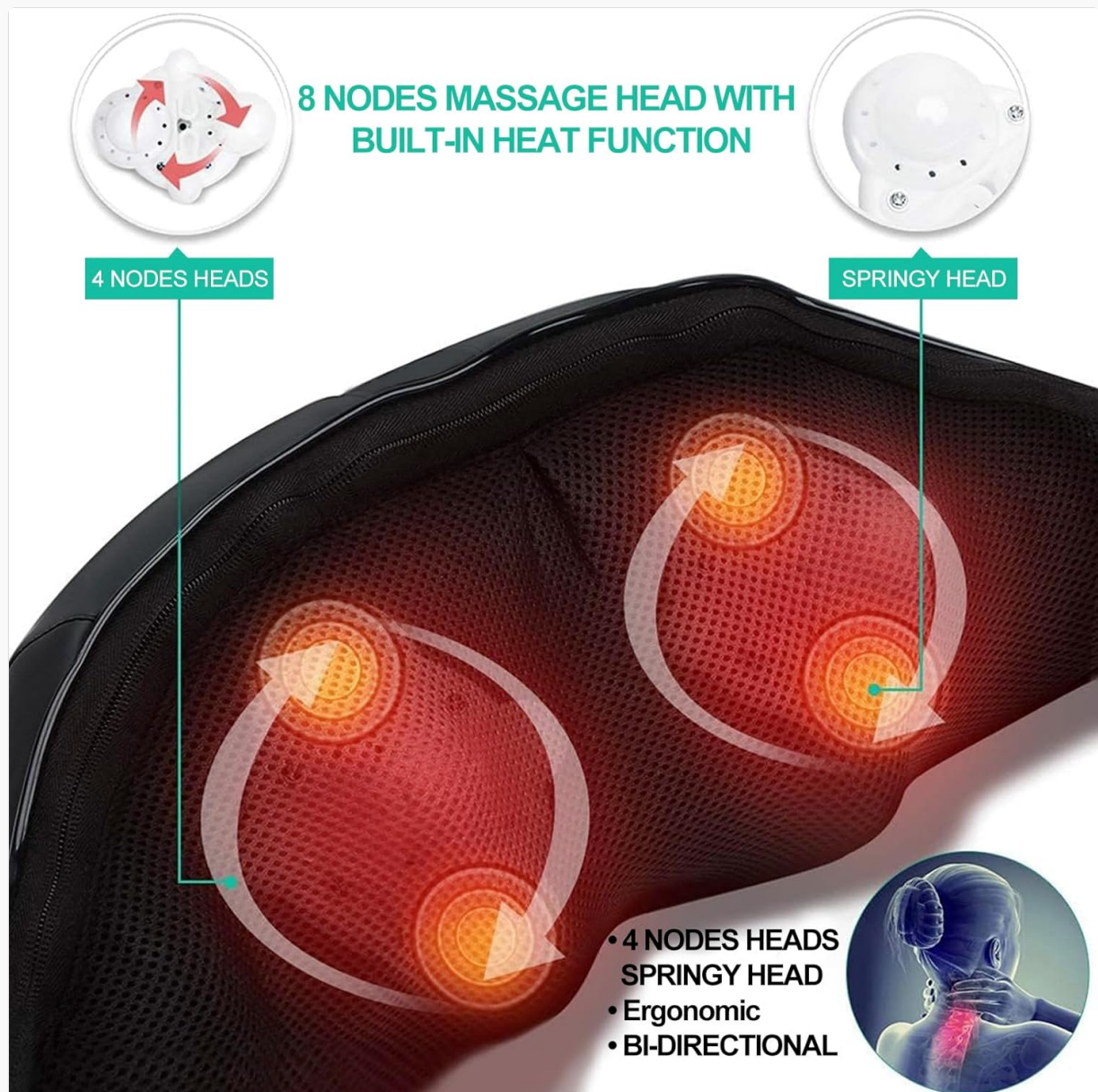


Image: A diagram illustrating the 8 deep-shiatsu kneading massage nodes and their bi-directional movement with integrated heat.



Eco-Friendly
PU Leather



Breathable
Mesh Fabric



Noiseless
Design




Image: Close-up view of the massager's eco-friendly PU leather and breathable mesh fabric, highlighting the noiseless design.

SETUP

Before using your Medcursor massager, ensure it is properly connected to a power source.

1. Connect the power adapter cable to the massager's port until it clicks, indicating a secure connection.
2. Plug the power adapter into a standard electrical outlet.
3. If using in a vehicle, connect the car adapter (not included with this model) to the massager and then to your car's 12V outlet.



Image: The Medcursor MD-NM01 massager with its power adapter, illustrating the correct connection method.

OPERATING INSTRUCTIONS

The massager features an intuitive control panel for easy operation.

Easy to Use Control Panel



Image: A close-up of the control panel on the massager, showing the power, direction, speed, and heat buttons.

1. **Power ON/OFF:** Press the **Power button** (🔌) to turn the massager on or off.
2. **Message Direction:** Press the **Direction button** (🔄) to reverse the rotation direction of the massage nodes.
3. **Speed Control:** Press the **Speed button** (📶) to cycle through 3 different massage speed levels (low, medium, high).
4. **Heat ON/OFF:** Press the **Heat button** (🔥) to activate or deactivate the soothing heat function. The massage nodes will glow red when heat is active. For optimum heating, switch on the heating function 5–10 minutes before use. After preheating, restart the device to use.
5. **Adjusting Intensity:** Use the arm straps to apply gentle pressure, adjusting the massage intensity to your comfort level.


USAGE EXAMPLES

The Medcursor MD-NM01 is versatile and can be used on various parts of the body for targeted relief.

For Body Enjoyment



Neck



Shoulder



Waist



Abdomen



leg



Calf



Image: A woman demonstrating the use of the Medcursor MD-NM01 massager on her neck, shoulders, waist, abdomen, legs, and calves.

Video: A detailed review of the Medcursor Neck and Shoulder Massager with heat, demonstrating its features and benefits.

Video: A user demonstrating the massager's effectiveness and expressing satisfaction with its performance.

Video: A user highlighting the massager's benefits for post-workout muscle relief.

MAINTENANCE

Proper maintenance ensures the longevity and optimal performance of your massager.

- Always unplug the device before cleaning.
- Wipe the surface with a soft, damp cloth. Do not use abrasive cleaners or immerse the device in water.
- Store the massager in a cool, dry place, away from direct sunlight and extreme temperatures.
- Avoid sharp objects that could damage the material.

TROUBLESHOOTING

If you encounter any issues with your massager, please refer to the following common solutions:

- **Device not turning on:** Ensure the power adapter is securely plugged into both the massager and a working electrical outlet.
- **Heat function not working:** Verify the heat button is activated (nodes should glow red). Allow 5-10 minutes for the heat to reach optimal temperature.
- **Massage feels too intense:** Reduce pressure by loosening your grip on the arm straps or select a lower speed setting.
- **Unusual noises:** Discontinue use and contact customer support if you hear any abnormal sounds.

SPECIFICATIONS

Feature	Detail
Model Number	MD-NM01 (LY-580A+1)
Product Dimensions	14 x 7 x 7 inches
Item Weight	3.37 Pounds
Power Source	Corded Electric
Material	Faux Leather, Breathable Mesh Fabric
Massage Nodes	8 Deep-Shiatsu Kneading Nodes
Heat Function	Yes
Auto-Shutdown	15 minutes

WARRANTY AND SUPPORT

Medcursor offers a 1-year warranty and lifetime support for your MD-NM01 massager. For any inquiries or assistance, please refer to the contact information provided in your product packaging or visit the official Medcursor website.