

## GarveeHome ZHL-PHO\_15DLITA30LI287r

# GarveeHome Twin Daybed with Trundle Instruction Manual

Model: ZHL-PHO\_15DLITA30LI287r

## SAFETY INFORMATION

Please read and understand all instructions before assembly and use. Keep this manual for future reference.

- **Weight Capacity:** This product has a maximum weight capacity of **330 lbs**. Do not exceed this limit to prevent damage or injury.
- **Assembly:** Ensure all parts are correctly assembled and tightened before use. Periodically check and retighten all connections.
- **Placement:** Place the daybed on a level, stable surface.
- **Children:** Supervise children when using the trundle bed.

## PRODUCT OVERVIEW

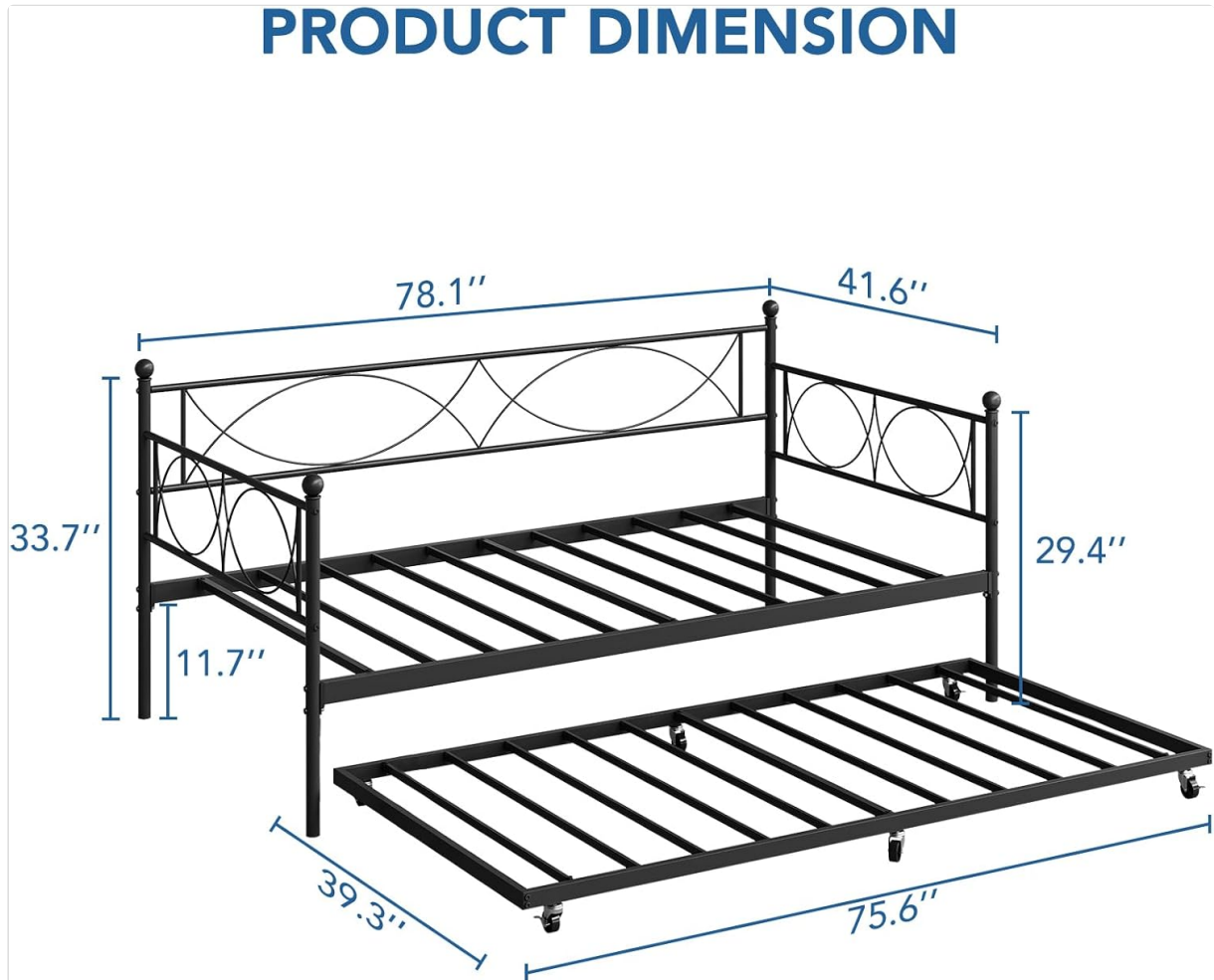
The GarveeHome Twin Daybed with Trundle is a versatile furniture piece designed to provide comfortable seating and sleeping arrangements. It features a main twin-size daybed and a pull-out twin-size trundle bed, both constructed with durable steel for stability and support.

## Key Features

- Twin size daybed and trundle accommodate standard twin mattresses (not included).
- Heavy-duty steel frame ensures strength and stability.
- Space-saving design with a roll-out trundle, ideal for guests or smaller living areas.
- Equipped with steel slat support, eliminating the need for a box spring.
- Hassle-free assembly with included tools and instructions.

## Dimensions

Refer to the diagram below for detailed product dimensions.



**Image Description:** A technical diagram illustrating the dimensions of the GarveeHome Twin Daybed and its pull-out trundle. The main daybed measures 78.1 inches in length, 41.6 inches in width, and 33.7 inches in height. The trundle bed measures 75.6 inches in length, 39.3 inches in width, and 4 inches in height.

**Twin Daybed Dimensions:** 78.1" L x 41.6" W x 33.7" H

**Twin Trundle Dimensions:** 75.6" L x 39.3" W x 4" H

## PARTS LIST

Before beginning assembly, carefully unpack all components and compare them with the parts list provided in your product packaging. Ensure all parts and hardware are present and undamaged. If any parts are missing or damaged, do not proceed with assembly and contact customer support.

## SETUP AND ASSEMBLY

Assembly is required for this product. It is recommended that two adults assemble the daybed to ensure safety and ease of construction. Please follow these instructions carefully.

### Before You Begin

- Choose a clear, spacious area for assembly.
- Lay out all components on a soft, clean surface to prevent scratches.
- Identify all parts and hardware using the provided list.

- Ensure you have the necessary tools (usually included).

## Step-by-Step Assembly

1. **Assemble the Main Daybed Frame:** Connect the side rails to the headboard and footboard using the provided bolts and tools. Do not fully tighten bolts until all connections are made.
2. **Install the Steel Slats:** Place the steel slats onto the designated supports on the main daybed frame. Secure them as instructed in your packaging.
3. **Assemble the Trundle Bed Frame:** Connect the trundle side rails and end pieces.
4. **Attach Trundle Casters:** Secure the six universal casters (4 locking, 2 non-locking) to the bottom of the trundle frame. Ensure they are firmly attached.
5. **Install Trundle Slats:** Place the steel slats onto the trundle frame and secure them.
6. **Final Tightening:** Once all components are in place, fully tighten all bolts and screws on both the daybed and trundle frames.
7. **Position Trundle:** Carefully slide the assembled trundle bed under the main daybed.

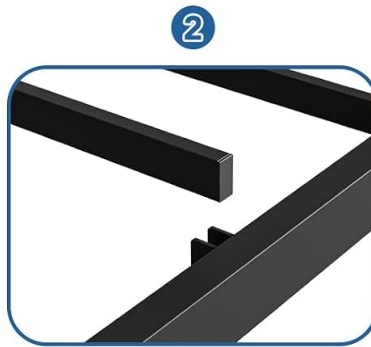


**Image Description:** A diagram illustrating the components of the GarveeHome Heavy-Duty Metal Daybed. It highlights the sturdy steel slats, the ease of assembly, and the geometric shape design of the headboard and footboard.

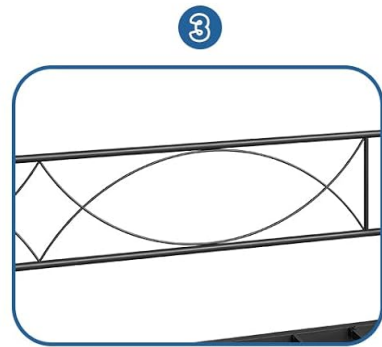
# HEAVY-DUTY METAL DAYBED



Sturdy Steel Slats



Easily Assembly



Geometric Shape Design

**Image Description:** A close-up image of the universal wheels on the trundle bed, emphasizing their ability to move in any direction smoothly and the brake pads for stability.

## OPERATING INSTRUCTIONS

The GarveeHome Twin Daybed with Trundle offers flexible functionality for various needs.

### Daybed Functionality

The main daybed can be used as a comfortable sofa during the day, providing extra seating in a living room, guest room, or bedroom. Simply add cushions and throws to transform it into a stylish seating area.



**Image Description:** The GarveeHome Twin Daybed configured as a sofa, adorned with pillows and a blanket, demonstrating its use as a comfortable seating option in a room.

## Trundle Bed Operation

The trundle bed provides an additional sleeping surface, perfect for accommodating guests or for use in shared bedrooms.

- **To Deploy:** Gently pull the trundle bed from underneath the main daybed. The casters allow for smooth movement.
- **For Stability:** Engage the locking mechanisms on the trundle's casters once it is in the desired position to prevent unwanted movement.
- **To Store:** Disengage the caster locks and gently push the trundle bed back under the main daybed until it is fully concealed.



**Image Description:** The GarveeHome Twin Daybed with its trundle bed fully extended, showcasing its dual sleeping capacity. The main daybed is made up, and the trundle bed is pulled out, ready for use.

## MAINTENANCE

Proper care and maintenance will extend the life of your GarveeHome Twin Daybed with Trundle.

- **Cleaning:** For the metal frame, wipe with a soft, damp cloth. Avoid harsh chemicals or abrasive cleaners. For upholstered components, follow the "Dry Clean Only" instruction.
- **Hardware Check:** Periodically inspect all bolts, screws, and connections. Tighten any loose hardware to maintain structural integrity and prevent squeaking.
- **Weight Limit:** Always adhere to the 330 lbs weight limit for both the main daybed and the trundle.
- **Caster Care:** Keep trundle casters free of debris to ensure smooth operation.

## TROUBLESHOOTING

If you encounter any issues with your daybed, refer to the following common troubleshooting tips:

- **Squeaking Noises:** Ensure all assembly bolts are securely tightened. Check that the daybed is placed on a flat, even surface.

- **Trundle Not Rolling Smoothly:** Inspect the casters for any trapped debris (e.g., carpet fibers, dust). Ensure the caster locks are disengaged when attempting to roll the trundle.
- **Instability or Wobbling:** Double-check all connections to confirm they are fully tightened. Verify that the daybed is assembled according to the instructions.
- **Missing Parts:** If you discover missing parts during assembly, do not proceed. Contact GarveeHome customer support immediately.

## PRODUCT SPECIFICATIONS

Feature	Detail
Brand	GarveeHome
Model Number	ZHL-PHO_15DLITA30LI287r
UPC	198723818733
Size	Twin
Color	Black
Product Dimensions	78.1"L x 41.6"W x 33.7"H
Item Weight	64.8 Pounds
Weight Limit	330 Pounds
Material	Heavy-Duty Steel
Assembly Required	Yes
Product Care Instructions	Dry Clean Only (for upholstered parts)

## WARRANTY AND SUPPORT

Specific warranty details for your GarveeHome Twin Daybed with Trundle are not provided within this manual. Please refer to your original purchase documentation or the product listing for comprehensive warranty information.

### Customer Support

For any questions regarding assembly, missing parts, product functionality, or warranty claims, please contact GarveeHome customer support. You can often find contact information on the product packaging or by visiting the official GarveeHome store online.

Visit the official GarveeHome store: [GarveeHome Store](#)