

Qaba 312-107V80GY

Qaba Kids Desk and Chair Set Instruction Manual

Model: 312-107V80GY

INTRODUCTION

Thank you for choosing the Qaba Kids Desk and Chair Set. This manual provides essential information for the safe assembly, proper use, and maintenance of your new furniture. Please read these instructions carefully before beginning assembly and retain them for future reference. This set is designed for children aged 5-8 years old, providing a dedicated space for study, creative activities, and play.

SAFETY INFORMATION

Please observe the following safety guidelines to ensure safe operation and prevent injury:

- Ensure all components are securely fastened before use. Regularly check for loose screws or connections.
- Do not allow children to climb on the desk or chair, as this may cause tipping.
- Place the desk and chair on a flat, stable surface.
- Keep small parts and assembly hardware away from young children to prevent choking hazards.
- Maximum weight capacity for the desk is 66 lbs. (30 kg).
- Maximum weight capacity for the chair is 110 lbs. (50 kg).
- Maximum weight capacity for the drawer is 7 lbs. (3.2 kg).

PACKAGE CONTENTS

Before assembly, verify that all parts listed below are present and undamaged. If any parts are missing or damaged, please contact customer support.

- Desk components (panels, shelves, drawer parts)
- Chair components (seat, backrest, legs)
- Assembly hardware (screws, dowels, cam locks, etc.)

Note: Assembly tools are not included. You will need a Phillips head screwdriver and possibly a hammer.

ASSEMBLY INSTRUCTIONS

Assembly requires two people for optimal safety and ease. Please follow these general steps. Refer to the included diagram for

component identification and placement.

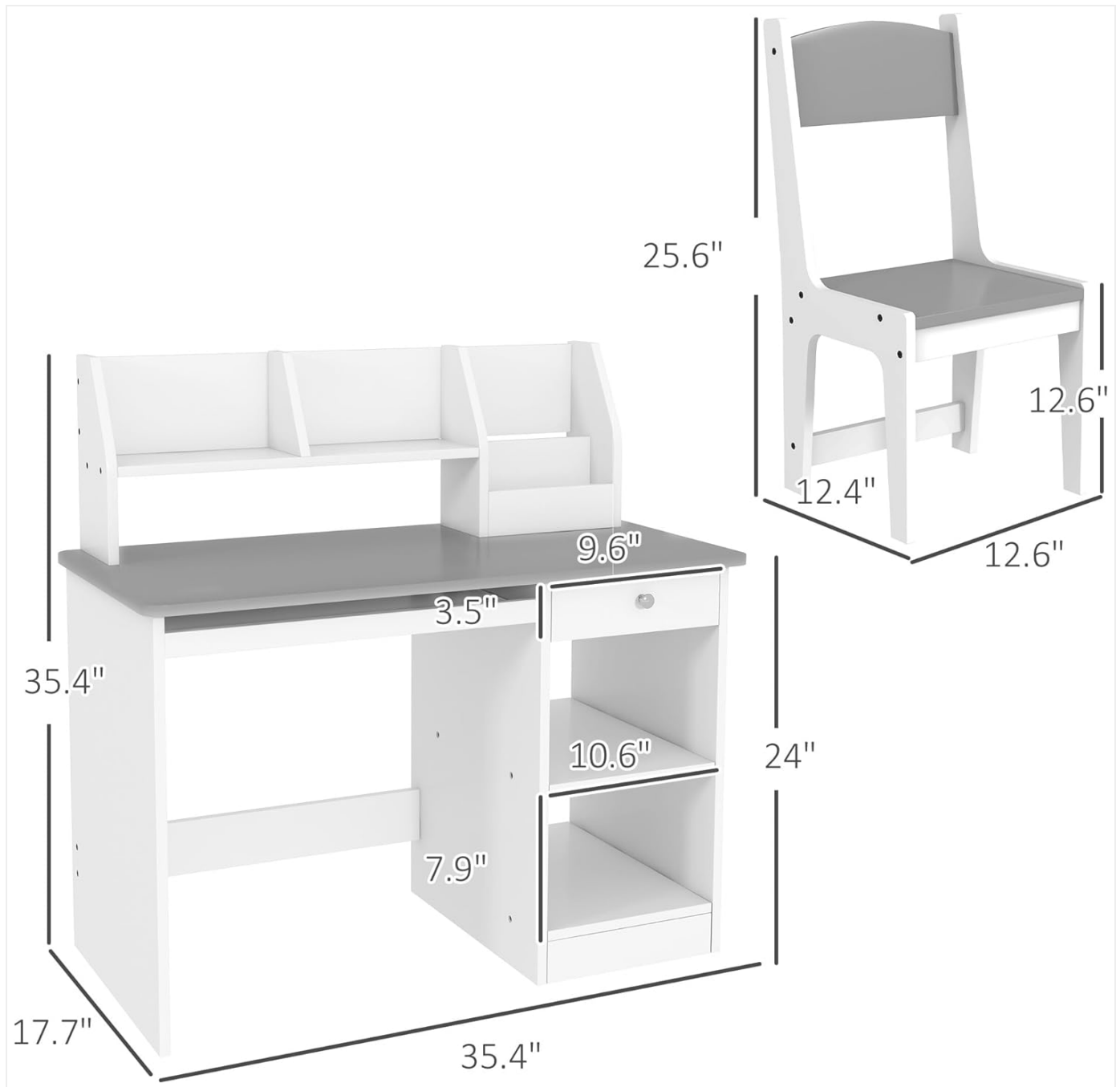


Figure 1: Dimensions of the Desk and Chair Set. Desk: 35.5" L x 17.75" W x 35.5" H. Chair: 12.5" L x 12.5" W x 25.5" H.

1. **Unpack and Identify Parts:** Carefully remove all components from the packaging. Lay them out on a clean, soft surface to prevent scratches. Identify each part using the provided diagram.
2. **Assemble Desk Side Panels:** Attach the bottom and middle shelves to the right side panel of the desk using the appropriate hardware (e.g., dowels and screws). Ensure connections are snug.
3. **Install Drawer Slides:** Secure the drawer slides to the inner side panels of the desk according to the pre-drilled holes.
4. **Assemble Drawer:** Construct the drawer by attaching the front, back, and side panels. Insert the bottom panel and secure it. Attach the drawer handle.
5. **Attach Left Side Panel:** Connect the left side panel to the assembled shelves and drawer slides, completing the main desk structure.
6. **Install Keyboard Drawer:** Slide the assembled drawer into its designated slot.
7. **Attach Desktop:** Place the desktop onto the assembled base and secure it with screws from underneath.
8. **Assemble Top Shelf Unit:** Construct the upper shelf unit with its dividers and attach it to the top of the desk.

9. **Assemble Chair:** Connect the chair seat to the side frames, then attach the backrest. Ensure all screws are tightened.
10. **Final Check:** Verify that all screws and fasteners are tight and that the desk and chair are stable before use.

OPERATING INSTRUCTIONS

The Qaba Kids Desk and Chair Set is designed for versatile use in a child's learning and play environment.



Figure 2: Desk with various storage compartments for organization.

- **Desk Usage:** The spacious desktop provides ample room for homework, drawing, reading, and other activities.
- **Storage Compartments:** Utilize the multiple storage options to keep the workspace tidy. This includes:
 - **Upper Shelves:** Ideal for books, stationery, and small decorative items.
 - **Keyboard Drawer:** A pull-out drawer located under the main desktop, suitable for storing pencils, crayons, or a small keyboard.
 - **Side Drawer:** A small drawer with a handle for storing smaller items.

- **Lower Shelves:** Open shelves on the side for larger books, toys, or storage bins.
- **Chair Usage:** The matching chair is designed to fit neatly under the desk when not in use, saving space. It features a comfortable backrest for support during activities.

MAINTENANCE

To ensure the longevity and appearance of your Qaba Kids Desk and Chair Set, follow these simple maintenance guidelines:

- **Cleaning:** Wipe clean with a damp cloth. Avoid using harsh chemicals or abrasive cleaners, as these can damage the finish.
- **Regular Checks:** Periodically inspect all screws and connections to ensure they remain tight. Re-tighten if necessary.
- **Avoid Excessive Moisture:** Do not expose the furniture to excessive moisture or direct sunlight for prolonged periods, as this can cause warping or fading.

TROUBLESHOOTING

If you encounter any issues with your desk and chair set, refer to the following common solutions:

- **Wobbling Desk/Chair:** Check that all assembly screws are fully tightened. Ensure the furniture is placed on a level surface.
- **Drawer Sticking:** Ensure the drawer slides are correctly installed and free of obstructions. Check for any loose screws on the drawer or slides.
- **Missing Parts:** If you discover missing parts during assembly, please contact Qaba customer support immediately for assistance.

SPECIFICATIONS

Feature	Detail
Brand	Qaba
Model Number	312-107V80GY
Product Dimensions (Desk)	35.5"D x 17.75"W x 35.5"H
Product Dimensions (Chair)	12.5"L x 12.5"W x 25.5"H
Color	Grey
Base Material	Engineered Wood (MDF)
Item Weight	50.3 Pounds
Age Range Description	5-8 years old
Maximum Weight Recommendation (Desk)	66 Pounds
Maximum Weight Recommendation (Chair)	110 Pounds
Required Assembly	Yes
Number of Drawers	1 (plus keyboard drawer)
Number of Shelves	2 (plus upper shelf unit)





CUSTOMER SUPPORT

For any questions, concerns, or assistance with your Qaba Kids Desk and Chair Set, please contact our customer support team. Information regarding returns and protection plans can also be found through your retailer.

- **Returns:** This product is eligible for a 30-day easy return policy. Please refer to your purchase documentation for details.
- **Protection Plans:** Extended protection plans may be available for purchase separately.



Related Documents - 312-107V80GY

	<p>Qaba 4-Piece Kids Table and Chair Set with Storage Bench - Model 312-001</p> <p>Assembly instructions, safety warnings, and maintenance guide for the Qaba 4-Piece Kids Table and Chair Set with Storage Bench (Model 312-001). This set is designed for children aged 3 years and older, with a maximum weight capacity of 25 Kg for chairs and table. The document includes bilingual (English/French) safety information and contact details for Aosom.</p>
	<p>Qaba Kids Dressing Table and Chair Set Assembly Instructions and Safety Information</p> <p>Detailed assembly instructions, safety warnings, and care guide for the Qaba Kids Dressing Table and Chair Set (Model 316-001V00/316-001V80). Includes parts list, hardware details, step-by-step assembly guidance, and contact information for Aosom.</p>
	<p>Qaba Kids Patio Swing Chair with Canopy - Assembly and Care Instructions</p> <p>Official assembly and care instructions for the Qaba Kids Patio Swing Chair (Model IN240800127V01_US_CA). Includes safety warnings, usage guidelines, parts list, hardware details, and step-by-step assembly instructions.</p>
	<p>Qaba 350-141V00 Kids Play Kitchen Set Assembly Instructions</p> <p>Comprehensive assembly guide for the Qaba 350-141V00 Kids Play Kitchen Set. This manual provides a detailed parts list, hardware inventory, and step-by-step instructions for adult assembly, ensuring a safe and fun play experience for children aged 3-6 years. Includes contact information for Aosom customer care.</p>



[Qaba 311-034 Toy Box Kids Seat Bench Storage Chest Assembly Instructions](#)

Assembly instructions and safety information for the Qaba 311-034 wooden toy box and kids seat bench storage chest. Includes part lists, hardware details, and maintenance care.



[Qaba 370-348V80 Owner's Manual: Assembly & Operation Guide](#)

Comprehensive owner's manual for the Qaba 370-348V80 ride-on electric car. Includes detailed assembly instructions, operating guidelines, safety warnings, and troubleshooting tips for children's use.