

[Manuals.plus](#) /

> [Hoxe](#) /

> Hoxe Air Tracker User Manual

Hoxe F1

Hoxe Air Tracker User Manual

Brand: [Hoxe](#) | Model: **F1**



Image: Two Hoxe Air Trackers, black and square-shaped, with a small hole for a keyring.

1. PRODUCT OVERVIEW

The Hoxe Air Tracker is a compact and efficient Bluetooth tracker designed to help you keep track of your valuable items. Utilizing Apple's Find My network, it allows you to locate your belongings globally through your iOS device. This manual provides detailed instructions on setting up, operating, and maintaining your Hoxe Air Tracker.

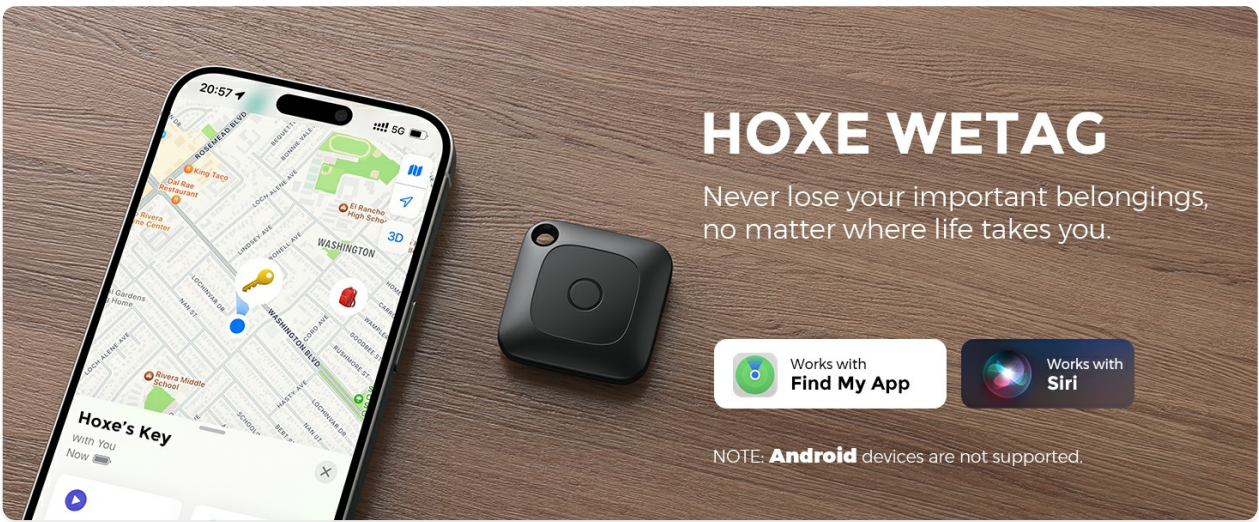


Image: A banner showing a Hoxe Air Tracker next to an iPhone displaying the Find My app, emphasizing its compatibility and purpose.



Image: Infographic detailing the Hoxe Air Tracker's dimensions (36.3mm x 36.3mm x 9mm), 100dB loud sound, up to 200ft/60m Bluetooth range, IP67 waterproof rating, and replaceable battery lasting up to 2 years.

2. SETUP GUIDE

The Hoxe Air Tracker is designed for seamless integration with iOS devices using the native Find My app. No additional app download is required.

What's Included:

- 2 x Hoxe Air Tracker Tags
- 1 x Spare CR2032 Battery
- 2 x Key Rings
- 1 x User Manual

Pairing with Your iOS Device:

1. Ensure your iOS device (iPhone, iPad, or iPod touch) is running the latest version of iOS.
2. Open the **Find My** app on your iOS device.
3. Navigate to the **Items** tab.
4. Tap the **+** icon in the top right corner.
5. Select **Add Other Item**.
6. Press and hold the button on your Hoxe Air Tracker until you hear a beep.
7. Place the tracker near your iOS device. The Find My app will detect the tracker.
8. Follow the on-screen prompts to name your item and assign an emoji.
9. Confirm the pairing. Your Hoxe Air Tracker is now linked to your Apple ID and visible in the Find My app.

Use "Find My" to Pair, No App Download Required

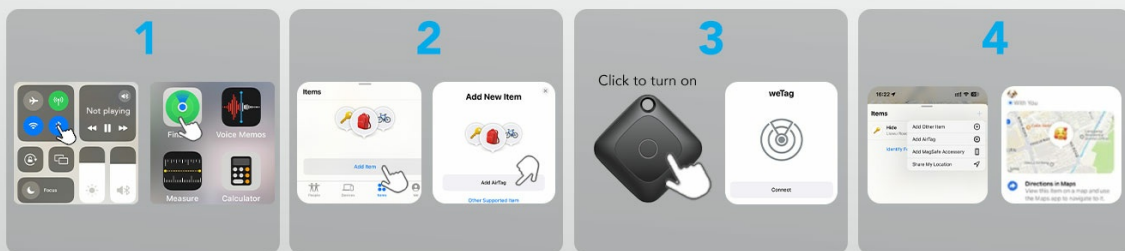
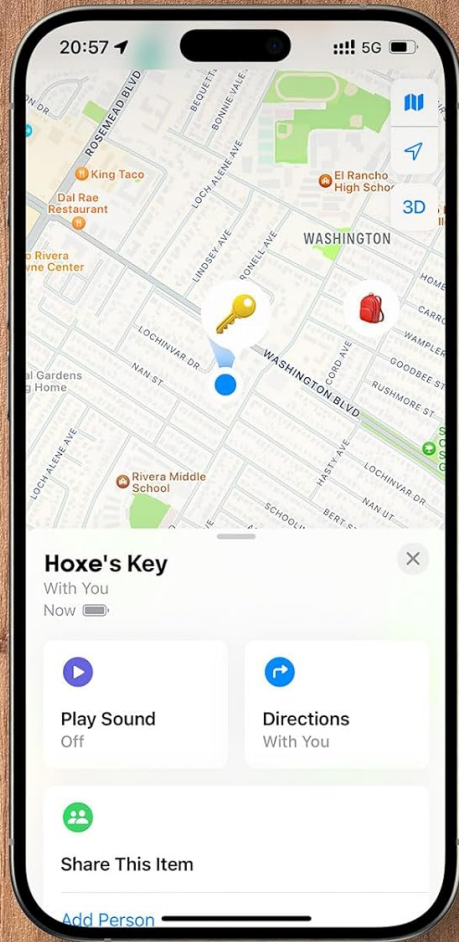


Image: A visual guide showing four steps to pair the Hoxe Air Tracker with the Find My app on an iPhone, from opening control center to adding the item.

Works with iOS's Find My

Android device are not supported



Works with
Find My App

Image: An iPhone displaying the Find My app with a map showing the location of a "Hoxe's Key" tracker, confirming its compatibility with iOS Find My.

3. OPERATING INSTRUCTIONS

Locating Your Item:

- **Find Nearby (Play Sound):** If your item is within Bluetooth range (up to 60m/200ft), open the Find My app, select your tracker, and tap "Play Sound." The tracker will emit a loud 80-100dB beep to help you pinpoint its exact location.




Image: A hand interacting with the Find My app on an iPhone, showing the "Play Sound" option to locate a Hoxe Air Tracker hidden on a couch.

- **Left-Behind Remind:** Receive instant notifications on your phone if you accidentally leave your Hoxe Air Tracker behind. This feature helps prevent loss by alerting you when the tracker moves out of your device's range.




Image: An iPhone displaying a "Hoxe's Key" left behind notification, with keys and a tracker on a table in the foreground.

- **Lost Mode:** If your item is lost, activate Lost Mode in the Find My app. This allows anyone who finds your tracker to securely view your contact information by tapping their NFC-enabled smartphone to the tracker, facilitating its return.

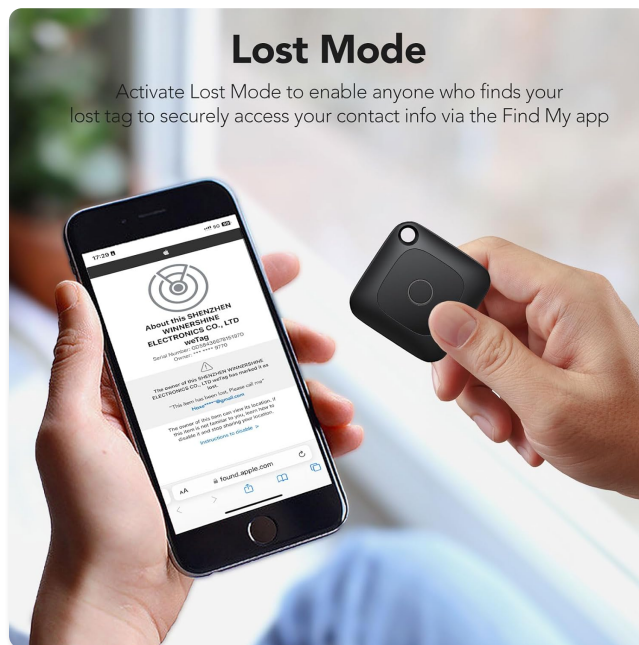


Image: A hand holding a Hoxe Air Tracker next to an iPhone displaying the Lost Mode screen, showing how a finder can access contact information.

- **Worldwide Tracking:** The Hoxe Air Tracker leverages the vast Apple Find My network, allowing you to track your items globally without any distance limitations.



Image: An iPhone displaying a map with multiple tracking points and routes, illustrating the worldwide tracking capability of the Hoxe Air Tracker.

- **Anti-Stalking System:** The Find My network includes an anti-stalking feature that promptly notifies you if an unknown tracker is detected moving with you over time, ensuring your privacy and safety.



Image: A woman looking into her bag while her iPhone displays an anti-stalking notification, indicating an unknown tracker has been detected nearby.

- **Privacy Protection:** Hoxe trackers are MFi certified, ensuring that your location data is encrypted and accessible only to you. The manufacturer cannot access your location information.

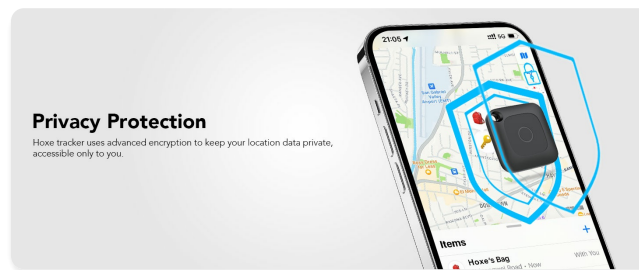


Image: An iPhone displaying the Find My app with a shield icon overlay, symbolizing the privacy protection and encryption of location data with the Hoxe tracker.

- **Share Your Items:** With iOS 17 and above, you can share the location of your Hoxe Air Tracker with friends and family, allowing multiple users to track the same item.

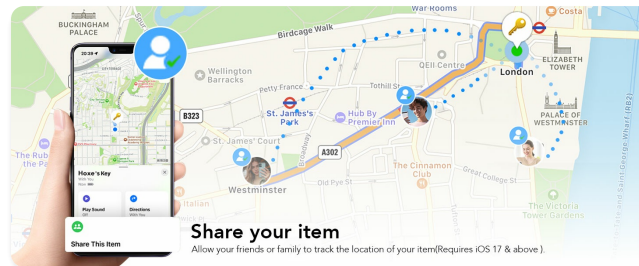


Image: An iPhone screen showing the Find My app with multiple user icons on a map, indicating the ability to share item locations with others.

Versatile Use Cases:

The Hoxe Air Tracker is ideal for a variety of items:

- Keys
- Wallets
- Backpacks
- Luggage
- Pets
- And more!



Image: A collage of four images showing the Hoxe Air Tracker attached to a dog's collar, a set of keys, a handbag, and luggage, demonstrating its versatile applications.

4. MAINTENANCE

Battery Replacement:

The Hoxe Air Tracker uses a replaceable CR2032 coin cell battery, providing up to 2 years of use. To replace

the battery:

1. Locate the small notch on the side of the tracker.
2. Carefully insert a small flat-head screwdriver or a similar tool into the notch.
3. Gently twist the tool to pry open the tracker casing.
4. Remove the old CR2032 battery.
5. Insert a new CR2032 battery with the positive (+) side facing up.
6. Align the two halves of the tracker casing and press firmly until it clicks securely into place.



Image: An exploded view of the Hoxe Air Tracker showing the CR2032 battery being inserted, illustrating the battery replacement process.

Water Resistance:

The Hoxe Air Tracker is IP67 water-resistant, meaning it can withstand splashes, rain, and brief immersion in water (up to 1 meter for 30 minutes). It is not recommended for swimming or prolonged submersion.



Image: A Hoxe Air Tracker being splashed with water, demonstrating its IP67 water-resistant capability.

5. TROUBLESHOOTING

- **Tracker not appearing in Find My app:**

- Ensure your iOS device's Bluetooth is enabled.
- Make sure the tracker's battery is not depleted. Replace if necessary.
- Press and hold the button on the tracker to ensure it's in pairing mode.
- Bring the tracker closer to your iOS device during the pairing process.

- **Sound not playing or too quiet:**

- Check the tracker's battery level. A low battery can affect sound volume.
- Ensure the tracker is within Bluetooth range of your device (up to 60m/200ft) for the "Play Sound" feature to work effectively.

- Verify that the sound is enabled in the Find My app settings for the specific tracker.
- **Inaccurate location or no location updates:**
 - Location accuracy depends on the density of Apple devices in the Find My network. In areas with fewer Apple devices, updates may be less frequent or precise.
 - Ensure your iOS device has an active internet connection (Wi-Fi or cellular data) to receive location updates from the Find My network.
 - The direct Bluetooth range for playing sound is up to 60m/200ft. For global tracking, the tracker relies on nearby Apple devices to relay its location.

6. SPECIFICATIONS

Brand	Hoxe
Model Number	F1
Compatible Devices	iOS Devices Only
Connectivity Technology	Bluetooth
Bluetooth Range	Up to 60m / 200ft (for direct connection/sound)
Sound Level	80-100dB
Battery Type	CR2032 (replaceable)
Battery Life	Up to 2 years
Water Resistance	IP67 (splash, rain, brief immersion)
Material	Plastic
Item Weight	1.76 ounces
Dimensions	4.09 x 3.07 x 0.67 inches (Package)

7. WARRANTY AND SUPPORT

Warranty Information:

The Hoxe Air Tracker comes with a **2-Year Warranty**. If the product fails due to manufacturing defects within this period, it can be replaced with a new product free of charge.

Customer Support:

For any questions, concerns, or assistance with your Hoxe Air Tracker, please contact our friendly customer

service team. Refer to the product packaging or the seller's information for contact details.

© 2024 Hoxe. All rights reserved.