

HP 27-cr0012

HP 27-inch All-in-One Desktop PC 27-cr0012 User Manual

Model: 27-cr0012

1. INTRODUCTION

This manual provides essential information for setting up, operating, maintaining, and troubleshooting your HP 27-inch All-in-One Desktop PC, model 27-cr0012. This system is designed for efficiency and performance, featuring an AMD Ryzen 7 7730U processor, 32 GB of RAM, a 1 TB SSD, and AMD Radeon Graphics, running on Windows 11 Home. It offers a seamless computing experience for various tasks, from daily productivity to multimedia consumption.



The HP 27-inch All-in-One Desktop PC, including the display, keyboard, and mouse, ready for use.

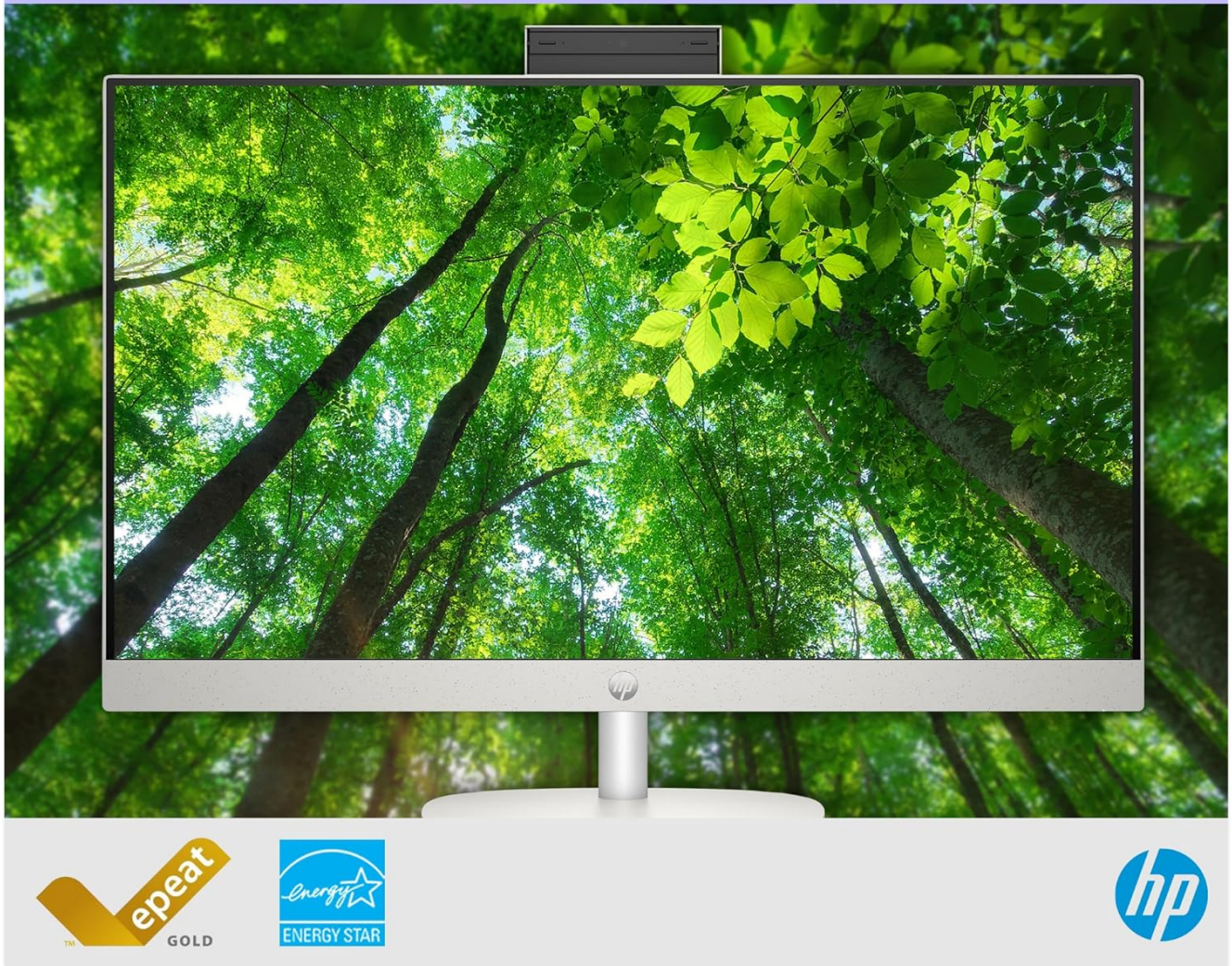
2. SETUP

Follow these steps for the initial setup of your HP All-in-One Desktop PC:

1. **Unpack the System:** Carefully remove all components from the packaging. Ensure you have the HP 27-inch All-in-One Desktop PC, HP white wired keyboard, HP white wired mouse, and the 90 W Smart AC power adapter.
2. **Position the PC:** Place the All-in-One PC on a stable, flat surface, ensuring adequate ventilation around the unit.
3. **Connect Peripherals:** Connect the wired keyboard and mouse to the available USB ports on the back of the PC.
4. **Connect Power:** Plug the 90 W Smart AC power adapter into the PC's power input, then connect it to a wall outlet.
5. **Power On:** Press the power button, usually located on the side or bottom bezel of the display, to turn on the PC.
6. **Windows 11 Setup:** Follow the on-screen instructions to complete the Windows 11 Home setup, including language selection, network connection, and user account creation.

Little things. Big difference.

Containing ocean-bound plastic, recycled materials and EPEAT® Gold & ENERGY STAR® ratings, this planet-friendly All-in-One is a great choice.



An image showing the items included in the product package: the HP 27-inch All-in-One Desktop PC, HP white wired keyboard, HP white wired mouse, 90 W Smart AC power adapter, and setup instructions.

3. OPERATING

Your HP All-in-One PC is equipped with powerful components to ensure smooth operation:






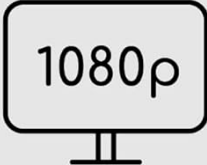
- **Performance:** The AMD Ryzen 7 7730U processor and 32 GB DDR4 RAM provide ample power for multitasking, running demanding applications, and efficient daily computing. The 1 TB SSD ensures fast boot times and quick application loading.
- **Display:** The 27-inch Full HD IPS anti-glare display offers clear and vibrant visuals with wide viewing angles, suitable for work, entertainment, and creative tasks.
- **Connectivity:** Integrated 802.11a/b/g/n/ac Wi-Fi and Bluetooth allow for wireless network access and connection to various devices. Multiple USB ports (including USB Type-C and USB Type-A) and an HDMI output provide versatile connectivity options.
- **Privacy Camera:** The tiltable pop-up privacy camera can be easily deployed for video calls and retracted when not in use, ensuring your privacy.

- **Audio:** Dual array microphones and advanced noise reduction technology enhance audio clarity during video conferences and voice commands.

HP 27" All-in-One Desktop PC

Your home base for getting everything done



<p>PROCESSOR</p>  <p>AMD Ryzen™ 7 7730U</p>	<p>MEMORY</p>  <p>32 GB RAM</p>	<p>STORAGE</p>  <p>1 TB SSD</p>
<p>GRAPHICS</p>  <p>AMD Radeon™</p>	<p>OPERATING SYSTEM</p>  <p>Windows 11 Home</p>	<p>DISPLAY</p>  <p>Full HD IPS anti-glare</p>

An infographic detailing the HP 27-inch All-in-One Desktop PC's core components: AMD Ryzen 7 7730U processor, 32 GB RAM, 1 TB SSD, AMD Radeon Graphics, Windows 11 Home, and a Full HD IPS anti-glare display.

More muscle for your hustle



With a powerful AMD processor, ample storage, speedy connections and plenty of memory, you're all set to take on any day.



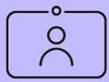
The HP All-in-One PC screen showing several applications open simultaneously, demonstrating its multitasking capabilities.

4. MAINTENANCE

Regular maintenance helps ensure the longevity and optimal performance of your PC:

- **Software Updates:** Regularly install Windows updates and driver updates to ensure system stability and security.
- **Cleaning:** Keep the display and exterior surfaces clean using a soft, lint-free cloth. Avoid abrasive cleaners. Ensure ventilation grilles are free from dust.
- **Cable Management:** Organize cables to prevent tangles and ensure proper airflow.
- **Security:** Utilize the included 30-day McAfee trial for comprehensive device and online protection. Keep your antivirus software updated.
- **Data Backup:** Regularly back up important files to an external drive or cloud storage to prevent data loss.

Built to keep you connected to your crew



Made for true collaboration with a tiltable, pop-up privacy camera, dual mics and advanced noise-reduction.



A detailed view of the rear ports on the HP All-in-One PC, including RJ-45, HDMI Out, USB Type-C (5Gbps signaling rate), USB Type-A (5Gbps signaling rate), Headphone/microphone combo, and USB 2.0 Type-A ports.



An image promoting the included 30-day McAfee trial for complete device and online protection.

5. TROUBLESHOOTING

If you encounter issues with your HP All-in-One PC, consider the following common troubleshooting steps:

- **No Power:** Ensure the power adapter is securely connected to both the PC and a working electrical outlet. Try a different outlet if necessary.
- **Display Issues:** If the screen is blank, ensure the PC is powered on. Check for any external display connections that might be redirecting the output.
- **Slow Performance:** Close unnecessary applications, check for background processes consuming resources, and ensure your system has enough free storage space. Running a disk cleanup or defragmentation tool may help.
- **Peripheral Not Working:** Ensure the keyboard or mouse is properly connected. For wireless devices, check battery levels and ensure they are paired correctly.
- **Software Problems:** Restart the PC. If an application is unresponsive, use Task Manager (Ctrl+Shift+Esc) to end the task. Consider uninstalling and reinstalling problematic software.

- **Internet Connectivity:** Check your Wi-Fi connection. Restart your router and modem. Ensure network drivers are up to date.

For more detailed troubleshooting or persistent issues, please refer to the official HP support website or contact HP customer service.

6. SPECIFICATIONS

Feature	Detail
Standing screen display size	27 Inches
Screen Resolution	1920 x 1080 (Full HD)
Max Screen Resolution	1920x1080 Pixels
Processor	AMD Ryzen 7 7730U (4.5 GHz)
RAM	32 GB DDR4
Hard Drive	1 TB SSD
Graphics Coprocessor	AMD Radeon Graphics
Chipset Brand	AMD
Card Description	Integrated
Wireless Type	802.11a/b/g/n/ac, Bluetooth
Number of USB 2.0 Ports	4
Number of USB 3.0 Ports	1
Operating System	Windows 11 Home
Item Weight	14.15 pounds
Product Dimensions	24.11 x 7.33 x 17.36 inches
Color	White
Processor Brand	AMD
Number of Processors	8
Computer Memory Type	DDR4 SDRAM
Hard Drive Interface	eSATA
Batteries	1 Lithium Ion batteries required (included)
Date First Available	October 21, 2024
Specific Uses For Product	Business, Education

Feature	Detail
Personal computer design type	All in One

7. WHAT'S IN THE BOX

The following items are included with your HP 27-inch All-in-One Desktop PC:

- HP 27 inch All-in-One Desktop PC 27-cr0012
- Monitor
- Keyboard
- Mouse
- 90 W Smart AC power adapter
- Setup instructions

8. WARRANTY AND SUPPORT

Your HP 27-inch All-in-One Desktop PC comes with a **1-year limited hardware warranty** and **1-year limited technical support** for software and initial setup. This support is available 24 hours a day, 7 days a week, when shipped from and sold by Amazon.com.

Additionally, protection plans are available for purchase:

- **3-Year Protection Plan:** Available for \$99.99.
- **Complete Protect:** A monthly plan covering all eligible past and future purchases for \$16.99/month.

For warranty claims, technical assistance, or to inquire about protection plans, please visit the official HP support website or contact their customer service.