

Manuals+

[Q & A](#) | [Deep Search](#) | [Upload](#)

[manuals.plus](#) /

- › [BIGGERFIVE](#) /
- › [BIGGERFIVE Smart Watch for Kids User Manual](#)

BIGGERFIVE BW02

BIGGERFIVE Smart Watch for Kids User Manual

Model: BW02 | Brand: BIGGERFIVE

INTRODUCTION

The BIGGERFIVE Smart Watch for Kids is designed to help children aged 5-16 track their daily activities, monitor health metrics, and engage with fun, educational games. This manual provides essential information for setting up, operating, and maintaining your smart watch to ensure optimal performance and a positive user experience.



Image: The BIGGERFIVE Smart Watch for Kids, showcasing its pink color and digital display.

WHAT'S IN THE BOX

Upon opening your BIGGERFIVE Smart Watch package, please ensure all the following items are present:

- BIGGERFIVE Smart Watch (with Watch Band attached)
- Charging Cable
- User Manual

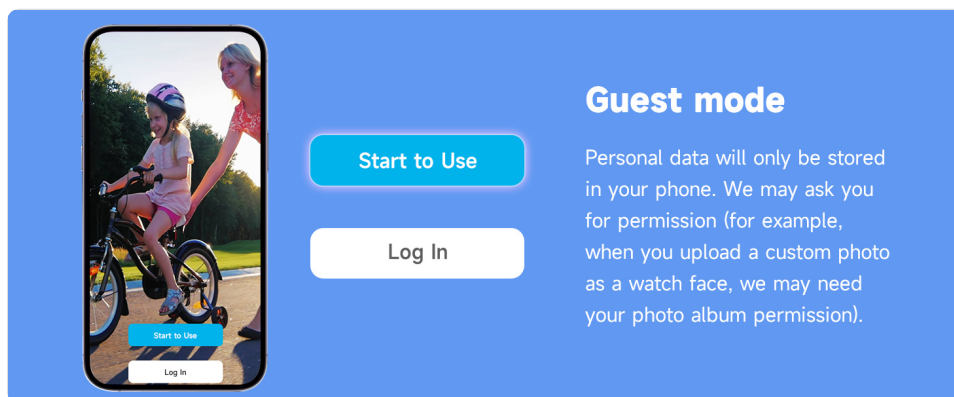


Image: Diagram illustrating the smart watch, charging cable, and user manual included in the package, along with watch dimensions.

SETUP

1. Initial Charging

Before first use, fully charge the smart watch. Connect the magnetic charging cable to the charging port on the back of the watch and plug the USB end into a standard USB power adapter (not included) or a computer USB port. A full charge typically takes less than 2 hours.

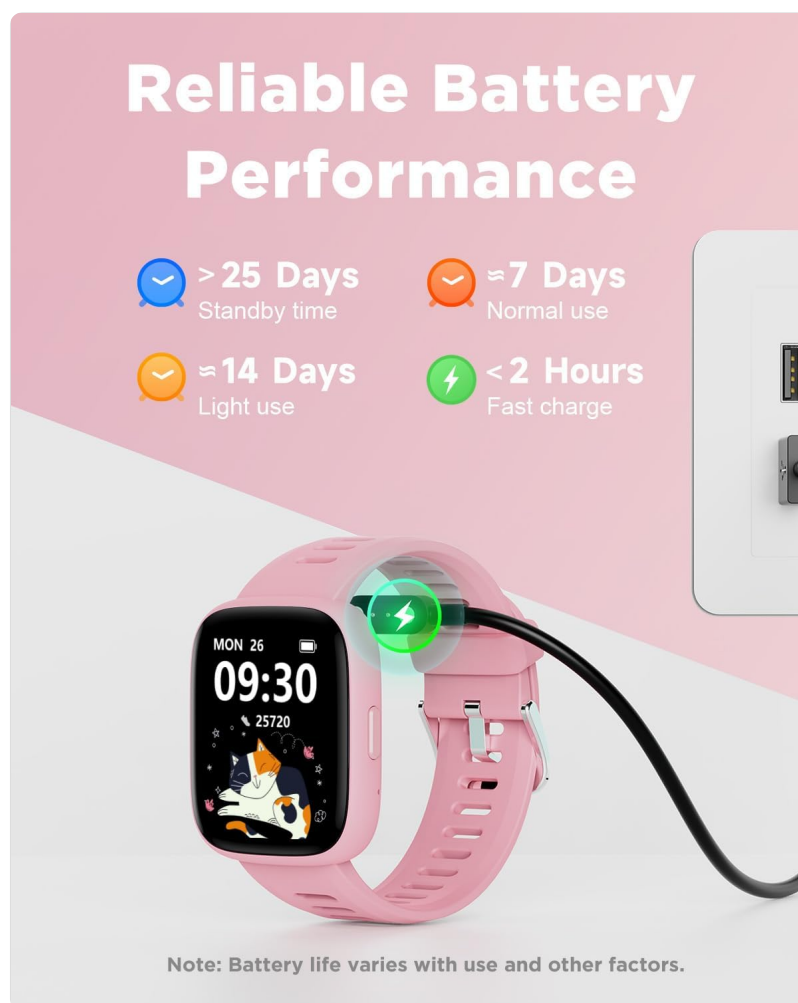


Image: The BIGGERFIVE Smart Watch connected to its magnetic charging cable, illustrating the charging process.

2. Power On/Off

- **Power On:** Press and hold the side button until the screen lights up.

- **Power Off:** Navigate to the 'Settings' menu on the watch, then select 'Power Off' and confirm.

3. App Installation (Optional)

The BIGGERFIVE smart watch can be used independently without an app. However, for extended features such as parental controls, 100+ watch faces, and detailed data tracking, download the 'BIGGERFIVE' app from the App Store (iOS) or Google Play Store (Android). The app is compatible with Android 6.0+ and iOS 9.0+ smartphones.



Image: A diagram showing features available with and without the BIGGERFIVE app, including activity tracking, heart rate, sleep monitoring, and puzzle games.

4. Pairing with App (If using app)

Open the BIGGERFIVE app on your smartphone. Follow the on-screen instructions to search for and pair with your smart watch via Bluetooth. Ensure Bluetooth is enabled on your phone. You may be prompted to scan a QR code displayed on the watch screen to complete the pairing process.

[Scan QR Code for App Download](#)

OPERATING INSTRUCTIONS

1. Navigation

The smart watch features a 1.8" HD touch screen for easy navigation. Swipe left, right, up, or down to access different functions and menus. Tap to select options.

2. Activity Tracking

The watch automatically tracks steps, distance, calories burned, and active minutes throughout the day. It supports 80 sports modes, including walking, running, cycling, and basketball. Select a sport mode from the 'Workout' menu to track specific activities.



Image: A child running with the smart watch, illustrating its activity tracking capabilities and showing various sports mode icons.

3. Health Monitoring

- **Heart Rate:** The watch monitors real-time heart rate. Access the heart rate interface to view your current heart rate.
- **Sleep Monitoring:** Wear the watch to bed to track sleep patterns, including deep sleep, light sleep, and awake times. View sleep analysis in the app for advice on improving sleep quality.



Image: The smart watch displaying a heart rate reading, indicating its continuous heart rate tracking feature.



Image: A child sleeping with the smart watch, showing the watch interface with sleep analysis data and advice.

4. Customizable Watch Faces

The watch offers 100+ exquisite cloud dials available in the BIGGERFIVE app. You can also customize the watch face using your own photos, allowing for personalization.



Image: A variety of digital watch faces displayed around the smart watch, demonstrating the customization options available.

5. Puzzle Games

The watch includes 5 built-in puzzle games designed to help train reaction and calculation abilities. Parents can restrict game time through the BIGGERFIVE app, including locking games entirely.

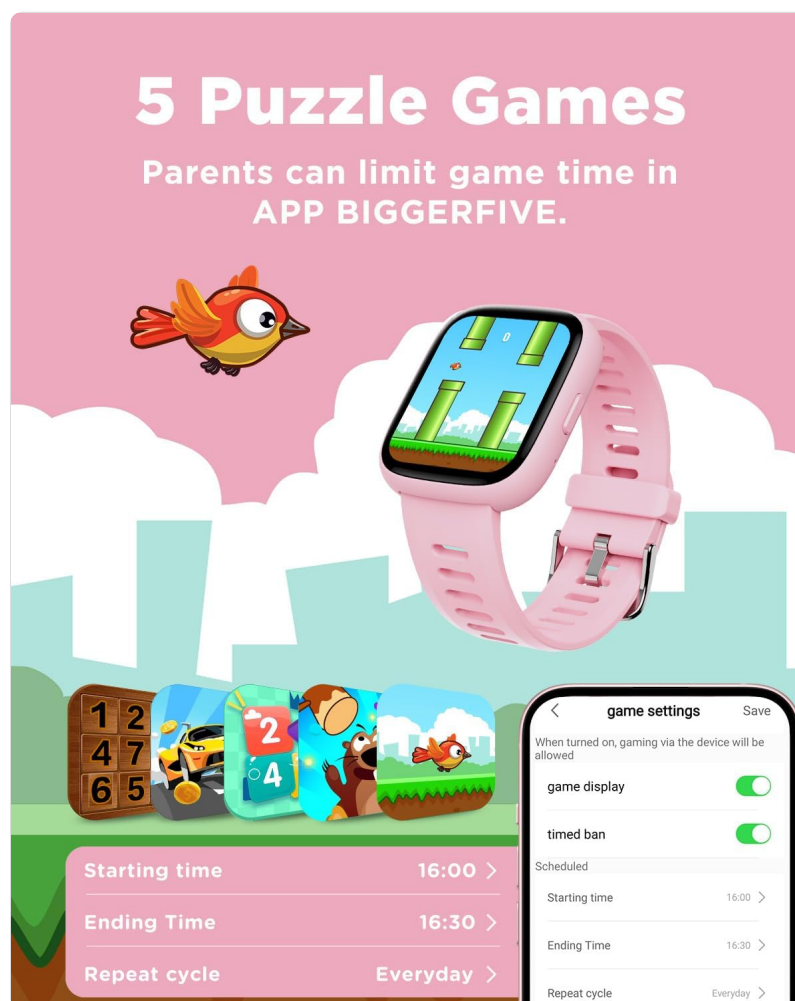


Image: The smart watch displaying one of its built-in puzzle games, with other game icons and app settings for parental control shown below.

6. Reminders

Set various reminders for your child through the app, such as drinking water, taking medicine, or wake-up alarms, to help establish healthy routines.

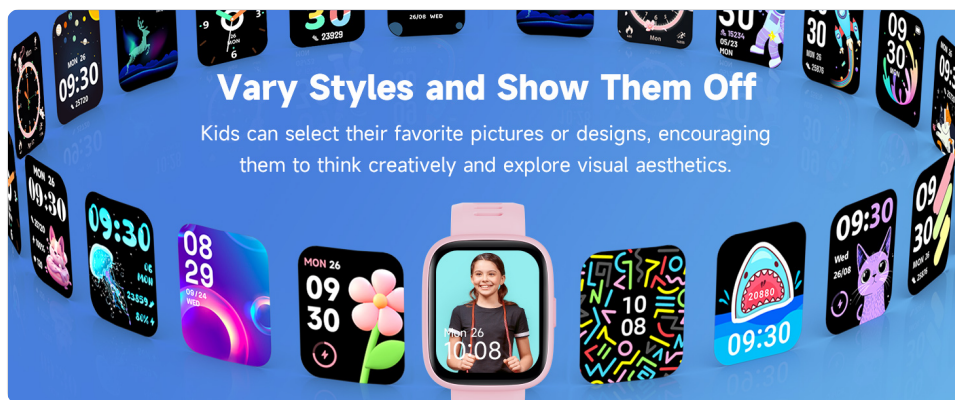


Image: Icons representing reminders for drinking water, setting alarms, and step goals, with a family in the background.

MAINTENANCE

1. Cleaning

Regularly clean the watch and band with a soft, damp cloth. Avoid using harsh chemicals or abrasive materials, which can damage the device. Ensure the charging contacts are clean and dry before charging.

2. Charging Best Practices

To prolong battery life, avoid completely draining the battery frequently. Charge the watch when the battery indicator is low. The watch offers excellent battery performance: approximately 7 days of normal use, 14 days of light use, and over 25 days of standby time.

3. Water Resistance

The BIGGERFIVE Smart Watch is IP68 waterproof, meaning it is resistant to dust and can withstand immersion in water up to 1.5 meters for 30 minutes. It is suitable for daily use, including hand washing and swimming in a pool. However, it is not recommended for hot showers, saunas, or diving, as steam and high water pressure can compromise the seal.

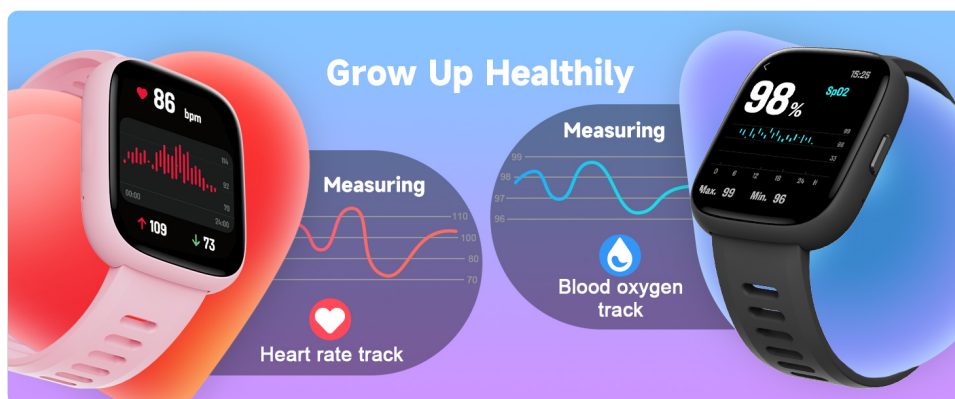


Image: A child in a swimming pool, demonstrating the IP68 waterproof feature of the smart watch.

TROUBLESHOOTING

- **Watch not turning on:** Ensure the watch is fully charged. If it still doesn't turn on, try holding the side button for an extended period (10-15 seconds) for a forced restart.
- **App not syncing data:** Check that Bluetooth is enabled on your phone and the watch is within range. Ensure the BIGGERFIVE app is updated to the latest version. Try restarting both the watch and the phone.
- **Inaccurate readings (steps, heart rate):** Ensure the watch is worn snugly on the wrist, not too tight or too loose. Clean the sensor on the back of the watch.
- **Screen unresponsive:** Try restarting the watch. If the issue persists, ensure the screen is clean and dry.

SPECIFICATIONS

Product Dimensions	8.66 x 1.57 x 0.47 inches
Item Weight	3.17 ounces
Item Model Number	BW02
Batteries	1 Lithium Ion batteries required (included)
Standing Screen Display Size	1.8 Inches
Special Features	Heart Rate/Sleep Monitor/Vibrating Alarm/Puzzle Games/Step Counter/IP68 Waterproof
Connectivity Technology	Bluetooth
Wireless Communication Standard	Bluetooth
Battery Cell Composition	Lithium Ion
GPS	GPS Via Smartphone
Shape	Rectangular




WARRANTY & SUPPORT

Specific warranty details are not provided in this manual. For warranty information, technical support, or customer service inquiries, please refer to the product packaging or visit the official BIGGERFIVE website. You can also contact BIGGERFIVE customer support through the contact information provided on their Amazon store page.

No official product videos were found with relevant creator types for inclusion in this manual.

Related Documents - BW02

<div><p>FAQ Help Manual</p><p>1. What are the steps to connect the device to a smartphone via Bluetooth?</p><p>2. How do I sync my data to the BIGGERFIVE app?</p><p>3. What should I do if my device is not syncing with the app?</p><p>4. How do I reset the device to factory settings?</p><p>5. What should I do if the device is not charging?</p><p>6. How do I replace the battery?</p><p>7. What should I do if the device is not displaying data correctly?</p><p>8. How do I use the device's heart rate monitor?</p><p>9. How do I use the device's sleep monitor?</p><p>10. How do I use the device's step counter?</p><p>11. How do I use the device's vibrating alarm?</p><p>12. How do I use the device's puzzle games?</p><p>13. How do I use the device's IP68 waterproof feature?</p><p>14. How do I use the device's heart rate monitor?</p><p>15. How do I use the device's sleep monitor?</p><p>16. How do I use the device's step counter?</p><p>17. How do I use the device's vibrating alarm?</p><p>18. How do I use the device's puzzle games?</p><p>19. How do I use the device's IP68 waterproof feature?</p><p>20. How do I use the device's heart rate monitor?</p><p>21. How do I use the device's sleep monitor?</p><p>22. How do I use the device's step counter?</p><p>23. How do I use the device's vibrating alarm?</p><p>24. How do I use the device's puzzle games?</p><p>25. How do I use the device's IP68 waterproof feature?</p></div>	<div><p>BIGGERFIVE Fitness Tracker FAQ and Troubleshooting Guide</p><p>A comprehensive FAQ and troubleshooting guide for the BIGGERFIVE fitness tracker, covering connection issues, data synchronization, battery life, and resetting the device.</p></div>
<div><p>FAQ Help Manual</p><p>1. What are the steps to connect the device to a smartphone via Bluetooth?</p><p>2. How do I sync my data to the BIGGERFIVE app?</p><p>3. What should I do if my device is not syncing with the app?</p><p>4. How do I reset the device to factory settings?</p><p>5. What should I do if the device is not charging?</p><p>6. How do I replace the battery?</p><p>7. What should I do if the device is not displaying data correctly?</p><p>8. How do I use the device's heart rate monitor?</p><p>9. How do I use the device's sleep monitor?</p><p>10. How do I use the device's step counter?</p><p>11. How do I use the device's vibrating alarm?</p><p>12. How do I use the device's puzzle games?</p><p>13. How do I use the device's IP68 waterproof feature?</p><p>14. How do I use the device's heart rate monitor?</p><p>15. How do I use the device's sleep monitor?</p><p>16. How do I use the device's step counter?</p><p>17. How do I use the device's vibrating alarm?</p><p>18. How do I use the device's puzzle games?</p><p>19. How do I use the device's IP68 waterproof feature?</p><p>20. How do I use the device's heart rate monitor?</p><p>21. How do I use the device's sleep monitor?</p><p>22. How do I use the device's step counter?</p><p>23. How do I use the device's vibrating alarm?</p><p>24. How do I use the device's puzzle games?</p><p>25. How do I use the device's IP68 waterproof feature?</p></div>	<div><p>BIGGERFIVE Watch FAQ and Troubleshooting Guide</p><p>Comprehensive FAQ and troubleshooting guide for the BIGGERFIVE watch, covering connection issues, app compatibility, data accuracy, battery life, and more.</p></div>

	<p>VIGOR 2 Smart Band Operation Manual BIGGERFIVE</p> <p>Official operation manual for the BIGGERFIVE VIGOR 2 smart band, detailing quick start, pairing, functions, maintenance, safety, and specifications.</p>
	<p>BIGGERFIVE VIGOR 2 Quick Start Guide: Features and Setup</p> <p>Comprehensive quick start guide for the BIGGERFIVE VIGOR 2 fitness tracker, covering compatibility, charging, app setup, activity tracking, heart rate monitoring, sleep tracking, and specifications.</p>
	<p>BIGGERFIVE VIGOR 3 Smart Band Quick Start Guide</p> <p>Comprehensive quick start guide for the BIGGERFIVE VIGOR 3 smart band, detailing charging, features, Bluetooth connectivity, app recommendations, and essential safety information.</p>
	<p>BIGGERFIVE BRAVE 2 Kids Smart Watch Quick Start Guide</p> <p>A comprehensive quick start guide for the BIGGERFIVE BRAVE 2 Kids Smart Watch, covering product overview, button functions, charging, app downloads and pairing, screen operations, features, care and maintenance, and safety instructions in multiple languages.</p>