

Manuals.plus /

- › Genel /
- › OXS S2 Thunder Lite Pc Gamer Soundbar User Manual

## Genel S2

# OXS S2 Thunder Lite Pc Gamer Soundbar User Manual

Model: S2

## 1. PRODUCT OVERVIEW

The OXS S2 Thunder Lite is a compact gaming soundbar designed to enhance your audio experience for PC, TV, and other devices. It features 2 full-range drivers and bass tubes for detailed and clear sound, along with a powerful bass output. Its low-profile design allows for easy placement under monitors or TVs, and it offers multiple connectivity options including HDMI-ARC, AUX, Optical, USB Type-C, and Bluetooth 5.0.

Key features include virtual surround sound for an immersive gaming experience, a compact and slim design, and versatile connectivity.



Figure 1.1: The OXS S2 Thunder Lite Soundbar and its accompanying remote control. The soundbar features a sleek, dark gray finish with control buttons on top and a port at one end for bass output.


## 2. WHAT'S IN THE BOX

Upon unboxing your OXS S2 Thunder Lite Soundbar, please ensure all the following components are present:


- OXS S2 Thunder Lite Soundbar
- Remote Control
- Power Cable
- Quick Start Guide
- Warranty Card

### OXS Thunder Lite

3D Uzamsal Ses Teknolojisi ile Donatılmış 2.0 Kompakt Oyuncu Soundbar'ı



GENEL	
Model İsmi	S2
Malzeme	ABS & PVC
Kanal Çıkışı	2.0
Sürücü	2 * 2" Tam Kapsamlı Sürücü
Subwoofer	Yok
EQ	Standart, Müzik, Haber, Film
Ana Güç Tüketimi	40 - watt
Max Güç Tüketimi	80 - watt
Frekans Aralığı	60Hz-20kHz
Harmonik Denge	>99%
Ses Seviyesi	90dB
Kutunun İçindekiler	1 * Ana Soundbar Adaptör Kullanım Kılavuzu Uzaktan Kumanda (2*AAA pil dahil), OPT Kablosu HDMI Kablosu
Bağlantı Seçenekleri	3.5mm Stereo Audio Optical (S/PDIF) TV ARC (HDMI) AUX Bluetooth 5.0



### BOYUTLAR

Soundbar (G x D x Y)	450 x 122 x 73.5mm (17.7" x 4.8" x 2.9")
Paket Ölçüsü	598*168*122mm (23.5" x 6.6" x 4.8")
Paket Ağırlığı	2.2 KG

### Özellikler

DSP, Duvara Monte Edilebilir, Çoklu Cihaz Uyumu, Kanal Ses Ayarı


 RAYLEIGH LABS

Figure 2.1: An illustration showing the OXS S2 Thunder Lite Soundbar along with its included accessories, such as the remote control, power cable, and documentation. The image also provides a visual representation of the product's dimensions and specifications.

## 3. SETUP

### 3.1 Placement

The OXS S2 Thunder Lite is designed for versatile placement. Its compact and slim form factor allows it to be easily placed under most PC monitors or TV screens, minimizing desktop space usage. It can also be wall-mounted for an even cleaner setup.

- **Desktop Placement:** Position the soundbar directly in front of your monitor or TV, ensuring it does not obstruct the screen or IR receiver of your display.
- **Wall Mounting:** The soundbar is wall-mountable. Refer to the Quick Start Guide for detailed instructions and required hardware for wall installation.

# OXS S2 Thunder Lite Gaming Soundbar



## Duvara Monte Edilebilir

Thunder Lite tasarımı sayesinde dilediğiniz duvara monte edebilirsiniz. Bu sayede size yer kazandırır.

Figure 3.1: The OXS S2 Thunder Lite Soundbar positioned beneath a television, illustrating its suitability for both tabletop and wall-mounted setups to save space.

### 3.2 Power Connection

Connect the provided power cable to the DC input port on the back of the soundbar, then plug the other end into a standard wall outlet.

## 4. CONNECTIVITY OPTIONS

---

The OXS S2 Thunder Lite offers a wide range of connectivity options to suit various devices:

- **HDMI-ARC:** For connecting to compatible TVs, allowing audio return channel functionality for simplified setup and control.
- **Optical (SPDIF):** For high-quality digital audio connection to TVs, gaming consoles, or other devices with an optical output.
- **AUX (3.5mm Stereo Audio):** For connecting to devices with a standard 3.5mm audio jack, such as smartphones, tablets, or older PCs.
- **USB Type-C:** For digital audio input from compatible computers or other devices.
- **Bluetooth 5.0:** For wireless audio streaming from Bluetooth-enabled devices like smartphones, tablets, and laptops.

To switch between input sources, use the "Source" button on the soundbar's top panel or the remote control.

# OXS S2 Thunder Lite Gaming Soundbar



Oyuncu Modu



FPS ve RTS için Kapsayıcı  
Mükemmel Ses Sistemi



İnce ve  
Kompakt Tasarım



Çoklu Bağlantı  
Seçeneği



Tüm Bilgisayarlarla  
Uyumlu



Temiz,  
Zenginleştirilmiş ve  
Gerçek Ses



2 Kanallı Çıkışlı  
Tam Kapsamlı  
Bass Sistemi

Figure 4.1: The OXS S2 Thunder Lite Soundbar showcasing its Bluetooth 5.0 wireless connectivity, allowing seamless audio streaming from mobile devices.

## 5. OPERATING INSTRUCTIONS

---

### 5.1 Basic Operation

- **Power On/Off:** Press the power button on the soundbar or remote control.
- **Volume Control:** Use the volume up (+) and volume down (-) buttons on the soundbar or remote.
- **Mute:** Press the mute button on the remote control to temporarily silence the audio.
- **Source Selection:** Press the "Source" button to cycle through available input modes (HDMI-ARC, Optical, AUX, USB Type-C, Bluetooth).

### 5.2 Game Mode and Virtual Surround Sound

The Thunder Lite features a dedicated Game Mode that activates virtual surround sound, providing an immersive and competitive audio experience for gaming. This mode optimizes the soundstage for a wider frequency range, enhancing in-game audio cues.

- **Activating Game Mode:** Press the dedicated "Game Mode" button on the remote control. An indicator light on the soundbar may change to confirm activation.
- **Virtual Surround Sound:** This feature is designed to improve the audio performance of games and videos by creating a more expansive sound field.

mösta

OXS

## Oyuncu Modu

Oyun modunu tek tuşla aktif etme özelliği profesyonelce tasarlanmıştır. Daha geniş bir frekans aralığında ses sunarak üstün oyun deneyimi sağlar.



## 270 Derece

## Kapsayıcı Ses Deneyimi

OXS thunder lite tüm görüntü sistemlerine gerçekçi oyun performansını arttırılmış uzamsal ses teknolojisi donanımı ile tam destek sağlar.



Figure 5.1: Visual representation of the OXS S2 Thunder Lite's Game Mode, highlighting its ability to provide a 270-degree immersive sound experience for enhanced gaming.

### 5.3 Remote Control Functions

The included remote control provides full command over the soundbar's features:

- Power On/Off
- Volume Up/Down
- Mute
- Source Selection (HDMI, Optical, AUX, Bluetooth, USB)
- Game Mode Activation
- Bass/Treble Adjustment (if applicable, not explicitly stated but common for soundbars)

## 6. MAINTENANCE

---

Proper maintenance ensures the longevity and optimal performance of your soundbar.

- **Cleaning:** Use a soft, dry, lint-free cloth to clean the surface of the soundbar. Do not use liquid cleaners, aerosols, or abrasive solvents.
- **Ventilation:** Ensure the soundbar's vents are not blocked to prevent overheating.
- **Storage:** If storing the soundbar for an extended period, disconnect it from power and store it in a cool, dry place.

## 7. TROUBLESHOOTING

---

If you encounter issues with your OXS S2 Thunder Lite Soundbar, refer to the following common problems and solutions:

Problem	Possible Cause	Solution
No Sound	Power not connected. Incorrect input source selected. Volume too low or muted. Cable connection loose or faulty.	Ensure power cable is securely connected and outlet is active. Press "Source" button to select the correct input. Increase volume and check mute status. Reconnect audio cables firmly. Try a different cable if available.
Remote Control Not Working	Batteries are dead or incorrectly inserted. Obstruction between remote and soundbar. Remote sensor on soundbar is blocked.	Replace batteries with new ones, ensuring correct polarity. Remove any objects blocking the line of sight. Ensure the soundbar's front panel is clear.
Bluetooth Pairing Issues	Soundbar not in pairing mode. Device too far from soundbar. Interference from other devices.	Switch soundbar to Bluetooth mode and ensure it's discoverable. Move the Bluetooth device closer to the soundbar. Turn off other Bluetooth devices nearby.

## 8. SPECIFICATIONS

---

Detailed technical specifications for the OXS S2 Thunder Lite Soundbar:

Feature	Detail
Model Name	OXS S2 Thunder Lite
Speaker Type	Soundbar
Material	Acrylonitrile Butadiene Styrene (ABS)
Product Dimensions (D x W x H)	4.8"D x 17.72"W x 2.89"H (approx. 12.2cm D x 45cm W x 7.3cm H)
Connectivity Technology	Auxiliary (3.5mm), Bluetooth 5.0, HDMI-ARC, Optical (SPDIF), USB Type-C
Mounting Type	Tabletop Mount, Wall Mountable
Control Method	Remote Control, On-device buttons
Included Components	Power Cable, Quick Start Guide, Remote, Warranty Card
Manufacturer	OXS
Date First Available	October 19, 2024

## OXS Thunder Lite

3D Uzamsal Ses Teknolojisi ile Donatılmış 2.0 Kompakt Oyuncu Soundbar'ı

OXS

### GENEL

Model İsmi	S2
Malzeme	ABS & PVC
Kanal Çıkışı	2.0
Sürücü	2 * 2" Tam Kapsamlı Sürücü
Subwoofer	Yok
EQ	Standart, Müzik, Haber, Film
Ana Güç Tüketimi	40 - watt
Max Güç Tüketimi	80 - watt
Frekans Aralığı	60Hz-20kHz
Harmonik Denge	>99%
Ses Seviyesi	90dB
Kutunun İçindekiler	1 * Ana Soundbar Adaptör Kullanım Kılavuzu Uzaktan Kumanda (2*AAA pil dahil), OPT Kablosu HDMI Kablosu
Bağlantı Seçenekleri	3.5mm Stereo Audio Optical (S/PDIF) TV ARC (HDMI) AUX Bluetooth 5.0

RAYLEIGH LABS



### BOYUTLAR

Soundbar (G x D x Y)	450 x 122 x 73.5mm (17.7" x 4.8" x 2.9")
Paket Ölçüsü	598*168*122mm (23.5" x 6.6" x 4.8")
Paket Ağırlığı	2.2 KG

### Özellikler

DSP, Duvara Monte Edilebilir, Çoklu Cihaz Uyumu, Kanal Ses Ayarı

Figure 8.1: A detailed diagram illustrating the dimensions and key specifications of the OXS S2 Thunder Lite Soundbar.

## 9. WARRANTY AND SUPPORT

For warranty information and customer support, please refer to the Warranty Card included in your product packaging or visit the official OXS website. Keep your purchase receipt as proof of purchase for warranty claims.

If you require further assistance or have questions not covered in this manual, please contact OXS customer support.