

Owala C07459

Owala SmoothSip Slider Insulated Stainless Steel Coffee Tumbler - User Manual

Model: C07459 | Capacity: 12 Ounces

1. INTRODUCTION

This manual provides instructions for the safe and effective use of your Owala SmoothSip Slider Insulated Stainless Steel Coffee Tumbler. This tumbler is designed for maintaining beverage temperatures and preventing spills during transport and use.

The Owala SmoothSip Slider features a leakproof slider spout and double-wall insulation, making it suitable for both hot and cold beverages. Please read these instructions thoroughly before first use.

2. PRODUCT FEATURES

- **12-Ounce Capacity:** Ideal for individual servings of coffee or other beverages.
- **Insulated Stainless Steel:** Double-wall insulation keeps drinks hot for up to 6 hours and cold for up to 24 hours.
- **SmoothSip Slider Spout:** Designed for comfortable sipping and a completely leakproof seal when closed.
- **Leakproof Lid:** Prevents splashes and spills, ensuring secure transport.
- **BPA and Phthalate-Free:** Constructed from safe, high-quality materials.



Image: The Owala SmoothSip Slider Tumbler, showcasing its sleek design and High Dive color.

Easy to Sip



Image: A close-up view of the tumbler's top, highlighting the 'Easy to Sip' design of the SmoothSip Slider spout.

Leak proof Lid



Image: An overhead view of the tumbler lid, demonstrating the 'Leakproof Lid' mechanism with the slider in the closed position.

Insulated Stainless Steel

**24 Hours Cold
6 Hours Hot**



Image: A view of the tumbler's interior, illustrating the 'Insulated Stainless Steel' construction for temperature retention.

3. SETUP

1. **Unpack:** Carefully remove the tumbler and all components from its packaging.
2. **Initial Cleaning:** Before first use, wash the tumbler body by hand with warm, soapy water. The lid is dishwasher safe (top rack recommended). Rinse all components thoroughly.
3. **Assemble:** Ensure the lid is properly assembled and securely twisted onto the tumbler body.

4. OPERATING INSTRUCTIONS

1. **Filling:** Unscrew the lid from the tumbler. Pour your desired hot or cold beverage into the tumbler. Do not overfill; leave space below the rim to prevent spills when attaching the lid.
2. **Securing the Lid:** Place the lid onto the tumbler and twist clockwise until it is securely tightened. Ensure the slider spout is in the closed position for leakproof transport.
3. **Sipping:** To drink, slide the spout cover open. After drinking, slide the spout cover back to the closed position to prevent leaks.
4. **Temperature Retention:** For best results with hot beverages, pre-heat the tumbler with hot water for 5-10 minutes before filling. For cold beverages, pre-chill with cold water.

5. MAINTENANCE AND CLEANING

- **Tumbler Body:** Hand wash only with warm, soapy water. Do not place the stainless steel body in the dishwasher, as this may damage the insulation and finish.
- **Lid:** The lid is dishwasher safe. For thorough cleaning, disassemble the slider mechanism if possible and wash all parts. Ensure all components are dry before reassembly.
- **Drying:** Allow all parts to air dry completely before reassembling and storing to prevent odor or mildew buildup.
- **Storage:** Store the tumbler with the lid removed or slightly ajar to allow air circulation.

6. TROUBLESHOOTING

- **Leaking:** Ensure the lid is securely tightened and the slider spout is fully closed. Check the silicone gasket on the lid for proper placement and any damage.
- **Poor Temperature Retention:** Verify that the lid is tightly sealed. Ensure the tumbler was pre-heated or pre-chilled as recommended for optimal performance.
- **Difficulty Opening/Closing Slider:** Clean the slider mechanism thoroughly to remove any residue that might be causing friction.
- **Unpleasant Odor:** Perform a deep clean of all components, especially the lid and its removable parts. Ensure thorough drying before storage.

7. SPECIFICATIONS






Feature	Detail
Brand	Owala
Model Number	C07459
Capacity	12 Ounces
Material	Insulated Stainless Steel
Color	High Dive (Grey/Blue)
Special Feature	Sliding Lid, Leakproof
Temperature Retention	6 hours hot, 24 hours cold
Product Dimensions	3.25"W x 3.25"H
Item Weight	5.9 ounces
BPA/Phthalate Free	Yes

8. WARRANTY AND SUPPORT

This Owala SmoothSip Slider Tumbler is covered by the manufacturer’s limited lifetime warranty. For detailed information regarding warranty terms, conditions, and to register your product, please visit the official Owala website or contact their customer support.

For further assistance, troubleshooting, or to inquire about replacement parts, please contact Owala customer support directly. Contact information can typically be found on the product packaging or the

Related Documents - C07459

	<p>Owala FreeSip Twist Stainless Steel User Guide and Care Instructions</p> <p>Comprehensive guide for using and cleaning the Owala FreeSip Twist Stainless Steel water bottle. Includes essential instructions, safety warnings, and maintenance tips to ensure optimal performance and longevity.</p>
	<p>Owala FreeSip Stainless Steel and Tritan Water Bottle Usage and Care Instructions</p> <p>Comprehensive guide for using and caring for Owala FreeSip Stainless Steel and Tritan water bottles, including washing instructions, material care, and safety warnings for optimal performance and longevity.</p>
	<p>Owala FreeSip Stainless Steel Water Bottle: Usage and Care Instructions</p> <p>Comprehensive guide on how to use and care for your Owala FreeSip Stainless Steel water bottle, including cleaning instructions, warnings, and tips for optimal performance.</p>
	<p>Owala Flip Stainless Steel Water Bottle: Usage Instructions and Safety Warnings</p> <p>Detailed usage instructions and important safety warnings for the Owala Flip Stainless Steel water bottle, covering cleaning, operation, and potential hazards.</p>
	<p>Owala 40oz Tumbler: Usage and Care Instructions</p> <p>Comprehensive guide to using and caring for your Owala 40oz Tumbler, including cleaning instructions and important safety warnings for hot and cold beverages.</p>

Comprehensive usage and safety instructions for the Owala Flip Stainless Steel and Flip Tritan water bottles, covering cleaning, operation, and important warnings.