



[Manuals.plus](#) /

> [HONOR](#) /

> HONOR Pad X8a User Manual

HONOR NDL-W09

HONOR Pad X8a User Manual

Brand: HONOR | Model: NDL-W09

1. INTRODUCTION AND OVERVIEW

The HONOR Pad X8a is a versatile Wi-Fi tablet designed for entertainment, productivity, and learning. It features an immersive 11-inch Full HD display, a powerful Snapdragon 680 processor, and a long-lasting 8300mAh battery, all running on the intuitive MagicOS 8.0 based on Android 14. This manual provides essential information to help you get started and make the most of your device.



Figure 1.1: HONOR Pad X8a with its included flip cover.

2. SETUP

2.1. What's in the Box

Before you begin, ensure all components are present in the package:

- 1U Tablet
- 1U Flipcover
- 1U Type-C Charging Cable
- 1U User Manual / QSG (Quick Start Guide)
- 1U Warranty Card

Intriguing in Ears, Clear to the Heart

Quad-Speaker Voice Enhancement



Hi-Res AUDIO
Gold Standard



Hi-Res AUDIO
Wireless Gold Standard

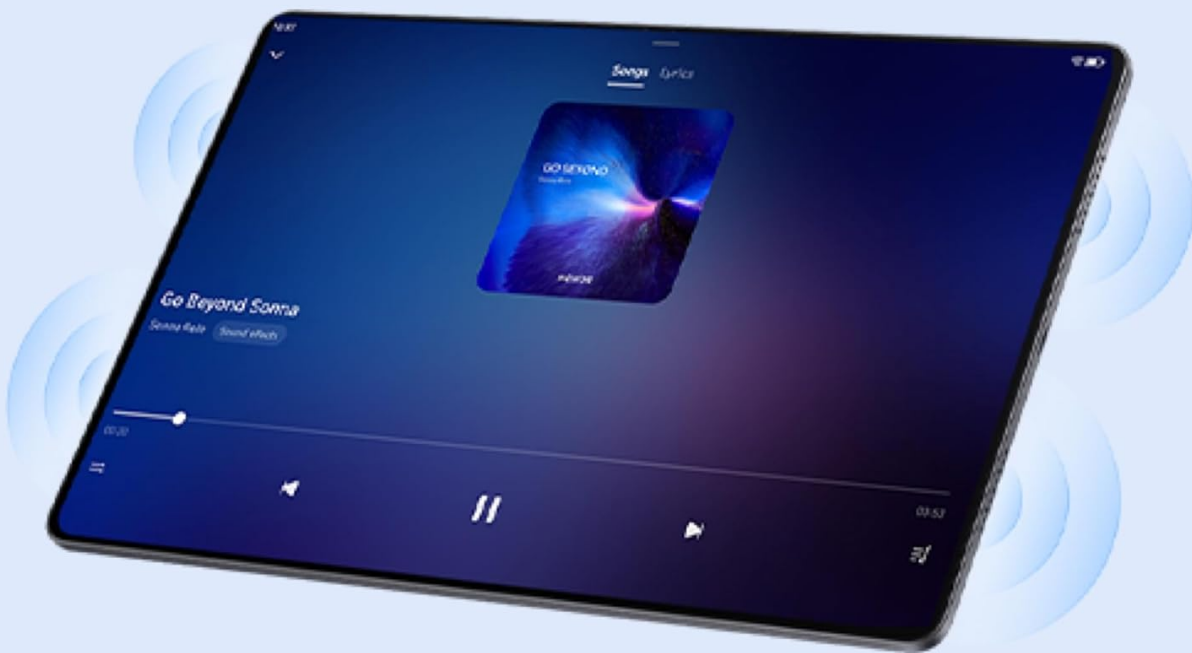


Figure 2.1: Included items in the HONOR Pad X8a package.

2.2. Initial Power On and Configuration

1. **Charge the Tablet:** Connect the provided Type-C charging cable to the tablet and a compatible power adapter (not included). Charge the tablet until it has sufficient battery for initial setup.
2. **Power On:** Press and hold the power button located on the side of the tablet until the HONOR logo appears.
3. **Follow On-Screen Prompts:** The tablet will guide you through the initial setup process, which includes selecting your language, connecting to a Wi-Fi network, accepting terms and conditions, and setting up your Google account.
4. **Data Transfer (Optional):** If you are upgrading from another Android device, you may have the option to transfer your data during the setup process.

3. OPERATING YOUR HONOR PAD X8A

3.1. Display Features

The HONOR Pad X8a boasts an 11-inch (27.94cm) Full HD display with a 1920 x 1200 pixel resolution and a smooth 90Hz refresh rate. It is TÜV Rheinland-certified for low blue light and flicker-free operation, ensuring comfortable viewing for extended periods.

Ultra-large Display, Your Visible Comfort



11-inch
(27.94cm)

Ultra-Large Display

90Hz

High Refresh Rate

1920 x 1200

Resolution

400 nits

Brightness

84%

Screen-to-Body Ratio

16.7 Million

Color Gamut



TÜV Rheinland low blue
light certification



TÜV Rheinland Flicker-
free certification

Figure 3.1: Key features of the HONOR Pad X8a display.

Your browser does not support the video tag.

Video 3.1: Overview of the HONOR Pad X8a's 11-inch 90Hz FHD display and memory specifications.

3.2. Performance and Storage

Powered by the Qualcomm Snapdragon 680 processor, the tablet delivers fast and efficient performance for daily tasks, entertainment, and light gaming. It comes with 4GB of RAM (expandable with RAM Turbo) and 128GB of internal storage, which can be further expanded up to 1TB via a microSD card.

Snapdragon 680, Smoother Like Magic



GPU

Adreno 610(1.11Ghz)

CPU

Octa-Core

Figure 3.2: The Snapdragon 680 processor for smooth operation.

3.3. Audio Experience

Experience crystal-clear and immersive sound with the tablet's quad speakers, featuring Hi-Res Audio technology. This setup enhances your audio experience whether you're watching movies, listening to music, or making video calls.

8300 mAh Ultra-large Battery

Always Raring to Go



8300 mAh

Battery Capacity

14 hours

Online Video Playback

85 hours

Music Playback

56 days


Standby Time

Figure 3.3: Quad speakers with Hi-Res Audio for enhanced sound.

3.4. Battery Life

The 8300mAh ultra-large battery provides up to 14 hours of online video playback, 85 hours of music playback, and 56 days of standby time, ensuring you stay powered throughout your day.

Experience Limitless Entertainment with Massive Storage



RAM

4GB

with 4GB RAM Turbo

Storage

128GB

Expendable Storage

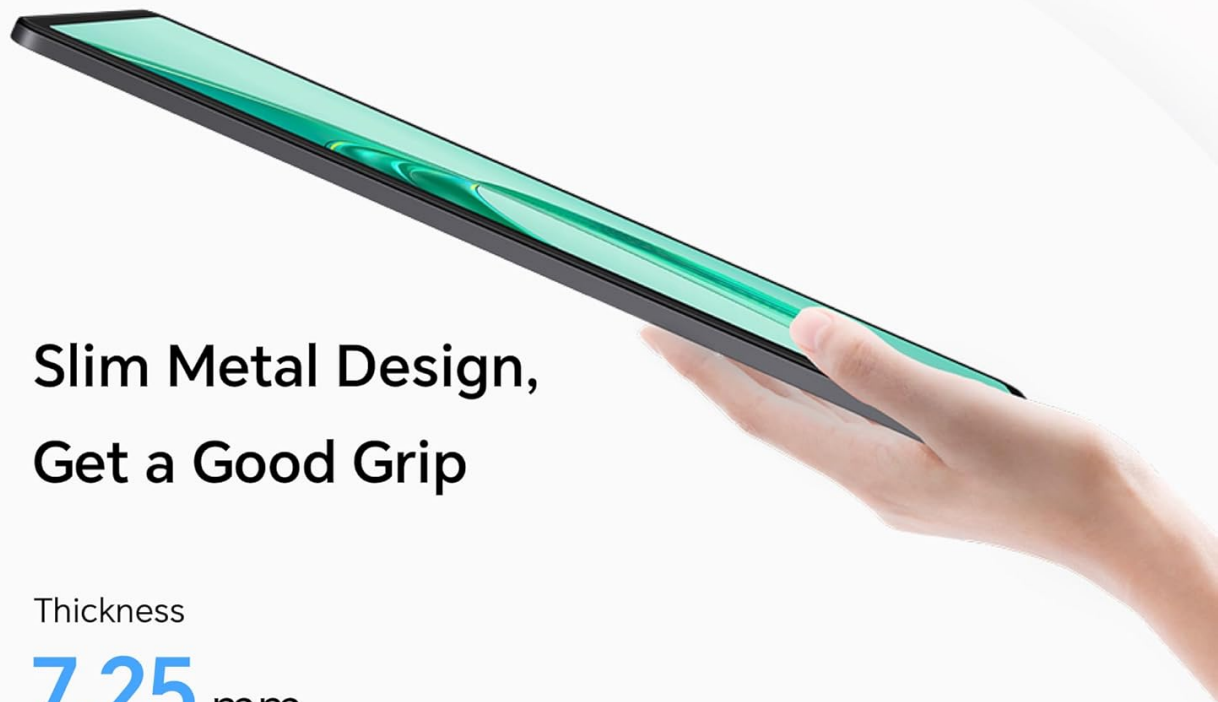
1TB

MicroSD Card Slot
Maximum Capacity

Figure 3.4: The 8300mAh ultra-large battery.

3.5. Software and Features

The tablet runs on MagicOS 8.0, based on Android 14, offering a smooth, smart, and seamless user experience. Key features include Split-Screen Mode for enhanced multitasking and Eye Comfort certification for reduced eye strain.



Slim Metal Design, Get a Good Grip

Thickness

7.25 mm

Weight

495 g

Figure 3.5: MagicOS 8.0 with Split-Screen Mode.

3.6. Camera

The HONOR Pad X8a is equipped with a 5 MP front camera and a 5 MP rear camera, supporting FHD 1080p video capture. This dual-camera setup is suitable for video calls, online meetings, and capturing casual photos and videos.

6 Highlights

11-inch (27.94cm) 90Hz Refresh Rate
Eye Comfort Full HD Display



8300mAh Ultra-large Battery



Large-amplitude Quad-speaker Voice
Enhancement



Slim Metal Design



7.25 mm 495 g

Snapdragon 680
6nm Chipset



4GB+4GB RAM Turbo
128GB Storage



Figure 3.6: Rear camera module of the HONOR Pad X8a.

Your browser does not support the video tag.

Video 3.2: A general overview of the HONOR Pad X8a Tablet's features and design.

4. SPECIFICATIONS

Feature	Specification
Brand	HONOR
Model Name	Pad X8a (NDL-W09)
Colour	Space Grey

Feature	Specification
Standing Screen Display Size	11 Inches (27.94cm)
Screen Resolution	1920 x 1200 Pixels
Processor Brand	Qualcomm
Processor Speed	1.9 GHz
Computer Memory Type	DDR4 SDRAM
Memory Storage Capacity	128 GB
Graphics Coprocessor	Adreno 610
Connectivity Type	Bluetooth, Wi-Fi
Front Webcam Resolution	5 MP
Operating System	MagicOS 8.0 (based on Android 14)
Average Battery Life (in hours)	14 Hours
Lithium Battery Energy Content	8300 Milliampere Hour (mAh)
Item Weight	495 g
Dimensions	27 x 18.5 x 4.7 cm

5. MAINTENANCE

To ensure the longevity and optimal performance of your HONOR Pad X8a, consider the following maintenance tips:

- **Software Updates:** Regularly check for and install system updates to benefit from the latest features, security patches, and performance improvements. Go to Settings > System & updates > Software update.
- **Battery Care:** Avoid extreme temperatures. Do not let the battery drain completely frequently, and avoid keeping it at 100% charge for extended periods. Use the provided Type-C charging cable.
- **Cleaning:** Use a soft, lint-free cloth to clean the screen and body. Avoid abrasive materials or harsh chemicals.
- **Storage Management:** Periodically clear unnecessary files, cache, and unused apps to free up storage space and maintain smooth operation.
- **Protect from Damage:** Use the included flip cover to protect the screen and body from scratches and minor impacts. Avoid exposing the tablet to water or excessive dust.

6. TROUBLESHOOTING

If you encounter issues with your HONOR Pad X8a, try the following common troubleshooting steps:

- **Tablet Not Powering On:** Ensure the battery is charged. Connect the charger and wait a few minutes before attempting to power on again. If it still doesn't turn on, try holding the power button for 10-15 seconds.
- **Screen Unresponsive:** If the screen is frozen, force restart the tablet by holding the power button for approximately 10 seconds until the device reboots.
- **Wi-Fi Connection Issues:** Try restarting your Wi-Fi router. On the tablet, go to Settings > Network & internet > Wi-Fi, turn Wi-Fi off and then on again. Forget the network and reconnect if necessary.
- **Apps Crashing/Freezing:** Clear the cache of the problematic app (Settings > Apps > [App Name] > Storage & cache > Clear cache). If the issue persists, try reinstalling the app.
- **Slow Performance:** Close background apps, clear cache, and ensure sufficient storage space. A factory reset (Settings > System & updates > Reset > Erase all data) can resolve persistent performance issues, but remember to back up your data first.

For more complex issues, refer to the official HONOR support resources or contact customer service.

7. WARRANTY AND SUPPORT

Your HONOR Pad X8a comes with a warranty. Please refer to the included Warranty Card for detailed terms and conditions, including the warranty period and coverage.

For customer support, technical assistance, or warranty claims, you may contact the importer:

P R Innovations Pvt. Ltd.

142/3, Transport Nagar, Agra, Uttar Pradesh - 282002, India

Customer Care No.: 1800 309 8970

Email: customersupport@psavglobaltech.com

Write to: Manager Customer Care, Bozlun India Services, FF -10, Mark Mall, Sector 4B, Vasundhra, Ghaziabad - 201012

Always keep your purchase receipt and warranty card for future reference.