

Mould King 13187

Mould King 13187 Sports Car Model Building Kit

1:8 SCALE RACING CAR MODEL INSTRUCTION MANUAL

1. INTRODUCTION

This instruction manual provides detailed guidance for assembling and understanding the features of your Mould King 13187 Sports Car Model Building Kit. This 1:8 scale racing car model consists of 4606 building blocks, offering an engaging and rewarding construction experience for adult enthusiasts.

BUILD A **1:8** Scale Rally Car REPLICA



Figure 1: The completed Mould King 13187 Sports Car Model.

2. SETUP AND ASSEMBLY

The Mould King 13187 kit includes 4606 building blocks and comprehensive paper instructions to guide you through the assembly process. It is recommended to organize the blocks by type or color before beginning to ensure a smooth building experience.




Figure 2: Organize your building blocks for efficient assembly.

Follow the step-by-step instructions provided in the included manual. Take your time to ensure each connection is secure. The assembly process is designed to be enjoyable and can be completed at your own pace.




Figure 3: The assembly process requires careful attention to detail.

3. OPERATING FEATURES

The Mould King 13187 model incorporates several functional features designed to replicate a real rally car. These include:

- **Linked Steering Wheel:** The steering wheel is connected to the front wheels, allowing for realistic steering motion.
- **Opening Doors:** Both side doors can be opened to reveal the detailed interior.
- **Opening Front Bonnet:** The front bonnet can be opened to showcase the simulated engine compartment.
- **Opening Rear Hatch:** The rear hatch provides access to the trunk area.




Figure 4: Demonstrating the functional steering and opening parts.




Figure 5: The front bonnet opens to display the simulated engine.




Figure 6: The rear hatch opens to reveal the trunk area.

3.1 Official Product Video

Your browser does not support the video tag.

Video 1: An overview of the Mould King 13187 Sports Car Model, showcasing its assembly and functional features such as steering, opening doors, hood, and trunk.

4. MAINTENANCE

To maintain the appearance and integrity of your Mould King 13187 model, follow these guidelines:

- **Cleaning:** Use a soft, dry cloth to gently wipe away dust. Avoid using harsh chemicals or abrasive materials, as these can damage the plastic blocks.
- **Storage:** Store the model in a cool, dry place away from direct sunlight to prevent discoloration or warping of the plastic components.
- **Handling:** Handle the model with care to avoid accidental disassembly or damage to delicate parts.

5. TROUBLESHOOTING

If you encounter any issues during the building process or with the completed model, consider the following:

- **Missing Pieces:** Double-check all packaging and sorting areas. If pieces are genuinely missing, refer to the support section for contact information.
- **Assembly Difficulties:** Review the instruction manual carefully, paying close attention to the diagrams. Ensure all blocks are oriented correctly and fully connected.
- **Loose Connections:** If parts feel loose, gently press them together until they are firmly seated.

For further assistance, please contact Mould King customer support.

6. SPECIFICATIONS

Key specifications for the Mould King 13187 Sports Car Model Building Kit:

- **Brand Name:** Mould King
- **Model Name:** 13187 Sports Car
- **Number of Pieces:** 4606
- **Scale:** 1:8
- **Assembled Dimensions (L x W x H):** 21.3 in x 11.0 in x 9.8 in (54.2 cm x 28 cm x 24.9 cm)

- **Assembly Required:** Yes
- **Operation Mode:** Manual
- **Additional Features:** Linked Steering Wheel, Opening Doors, Opening Front Bonnet, Opening Rear Hatch
- **Included Components:** 1 x Car Model Kit, Instructions
- **Power Source:** No Power Source Required
- **Color:** Red, Blue, Yellow



**ADMIRE THE STUNNING
DETAILS OF EVERY ANGLE**

Figure 7: Dimensions and piece count of the Mould King 13187 model.

7. WARRANTY AND SUPPORT

For any questions regarding your Mould King 13187 Sports Car Model Building Kit, including missing parts, assembly assistance, or product inquiries, please contact Mould King customer support. Refer to the product packaging or the official Mould King website for the most current contact information.

Please retain your purchase receipt as proof of purchase for any warranty claims or support requests.

