



[Manuals.plus](#) /

> [YESKANO](#) /

> YESKANO Humidity Absorber Bags User Manual

## YESKANO 9PCS\*500ml Dehumidifier Bags

# YESKANO Humidity Absorber Bags User Manual

Model: 9PCS\*500ml Dehumidifier Bags

## INTRODUCTION

The YESKANO Humidity Absorber Bags are designed to effectively reduce excess moisture in various enclosed spaces, preventing issues such as mold, mildew, and musty odors. Each bag contains high-quality spherical calcium chloride particles that absorb humidity from the air, collecting it as liquid in a transparent lower chamber.




Image: A pack of nine YESKANO Humidity Absorber Bags, illustrating their design for moisture absorption and collection.

## PRODUCT FEATURES

- **Effective Dehumidification:** Contains high-quality spherical calcium chloride particles for rapid and efficient moisture absorption.
- **Smart Design:** Features a convenient hook for easy placement and a one-way breathable paper that allows moisture in but prevents liquid from escaping.
- **Easy to Use:** Simple pressure-assembled design. Each pack contains 9 individual 500ml sachets, which are convenient for use and storage.
- **Visible Effect:** Each sachet has a 500 ml water absorption capacity. The transparent collection chamber allows clear monitoring of the dehumidification process.
- **Versatile Application:** Suitable for various spaces including kitchens, living rooms, bedrooms, bathrooms,

basements, and wardrobes.



*Image: Illustration of the highly effective calcium chloride granules used for moisture absorption.*

## SETUP AND INSTALLATION

---

1. **Unpack:** Carefully remove the dehumidifier bag from its outer packaging. Do not open the inner sachet containing the calcium chloride granules.
2. **Assemble Hook:** Attach the flexible plastic hook to the top of the dehumidifier bag. Ensure it is securely fastened by pressing it into place.
3. **Placement:** Hang the dehumidifier bag in the desired location. Ensure there is enough space below the bag for water to collect in the lower chamber.
4. **Recommended Locations:**
  - Wardrobes and closets to protect clothes from dampness and mold.
  - Bathrooms to reduce humidity after showers.
  - Basements and storage areas to prevent musty odors.
  - Kitchens, living rooms, and bedrooms, especially in humid climates.



*Image: Demonstrates how to attach the flexible hook and hang the dehumidifier bag in a wardrobe.*

## OPERATION

---

Once hung, the YESKANO Humidity Absorber Bag will automatically begin to absorb excess moisture from the surrounding air. The calcium chloride granules will gradually dissolve as they absorb humidity, and the collected water will drip into the transparent lower chamber.

### How it Works:

1. **Moisture Absorption:** The one-way permeable paper on the upper part of the bag allows air humidity (H<sub>2</sub>O) to enter.
2. **Calcium Chloride Reaction:** Inside the bag, high-quality calcium chloride particles absorb the moisture.
3. **Water Collection:** As the calcium chloride absorbs moisture, it turns into a liquid solution that drips down into the transparent water storage bag at the bottom.

# Forte Deshumidification

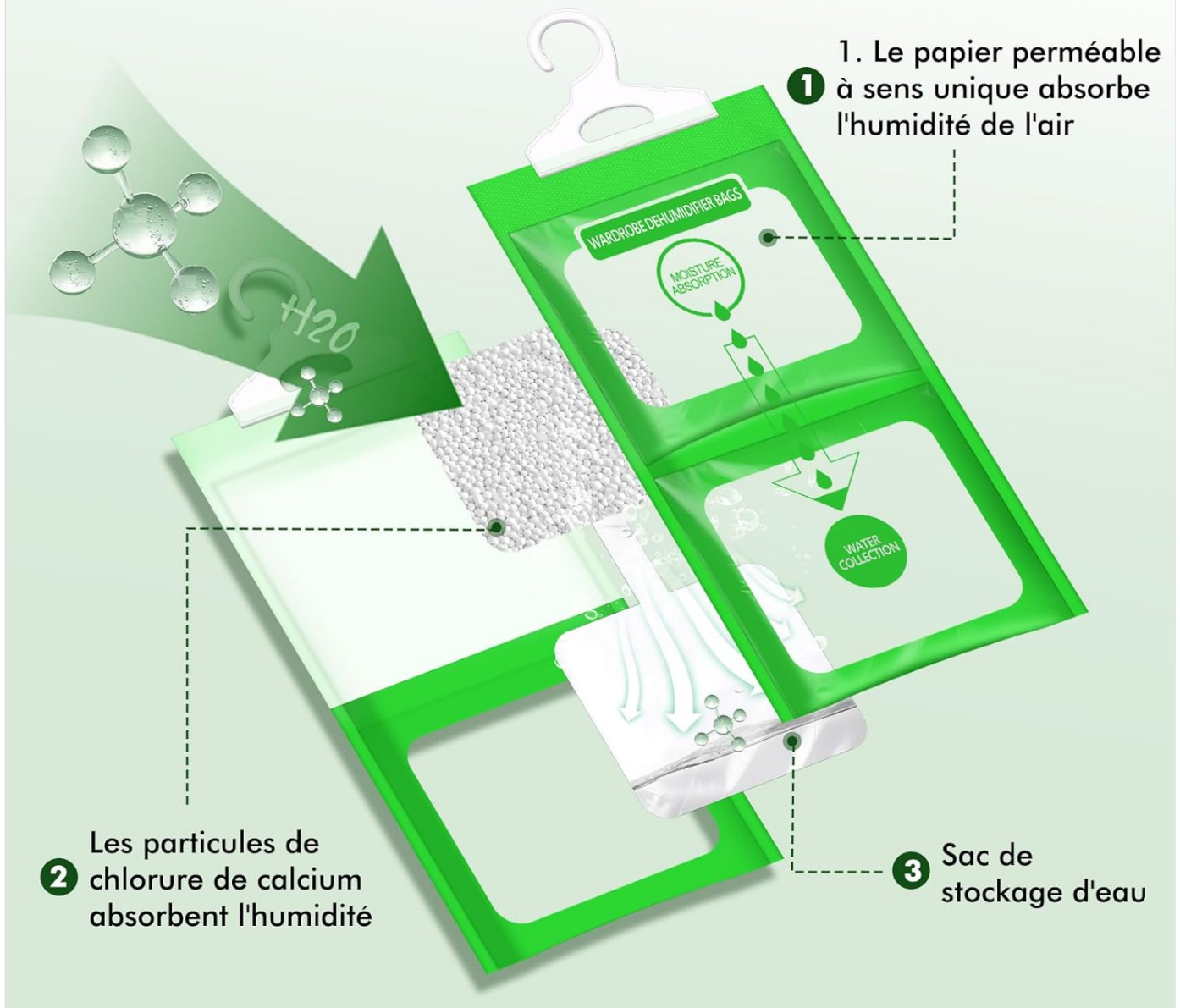


Image: Detailed diagram showing the mechanism of humidity absorption and water collection.

## Visible Dehumidification Effect:

You can observe the progress of dehumidification by monitoring the water level in the transparent collection bag. The rate of collection depends on the humidity level of the environment.

# Effet Déshumidifiant Visible



Avant l'utilisation



Après trois jours



Après une semaine



Image: Visual representation of the dehumidification process over time, from initial state to water collection after several days.

## MAINTENANCE AND DISPOSAL

The YESKANO Humidity Absorber Bags are designed for single use. No maintenance is required during their operation.

### When to Replace:

Replace the bag when the calcium chloride granules have completely dissolved and the water collection bag is full, or when you notice a decrease in dehumidification effectiveness.

### Disposal:

1. Carefully remove the full dehumidifier bag from its hanging location.
2. Cut a small corner of the transparent water collection bag and pour the collected liquid into a drain (e.g., sink or toilet). The liquid is primarily water with dissolved calcium chloride.
3. Dispose of the empty plastic bag and hook according to local waste disposal regulations.

## APPLICATION SCENARIOS

These humidity absorber bags are highly versatile and can be used in various locations to combat excess moisture and its associated problems.

- **Small Spaces (1 packet recommended):** Wardrobes, closets, shoe cabinets, small bathrooms, pantries, storage boxes.
- **Large Spaces (3-4 packets recommended):** Living rooms, bedrooms, basements, offices, garages, laundry rooms.

### Peu d'Espace / Un Seul Paquet



Image: Examples of using one packet in small spaces like wardrobes and bathrooms.

# Grand Espace / Nécessite 3-4 Paquets



Salon ▲

Bureau ▼



Image: Examples of using multiple packets in larger spaces like living rooms and offices.

## Élimination Multidirectionnelle de l'Humidité



Cuisine



Chambre à coucher



Salle de bains

Image: Demonstrates the versatility of the bags for use in various rooms such as kitchen, bedroom, and bathroom.

## SPECIFICATIONS

| Attribute                      | Detail                              |
|--------------------------------|-------------------------------------|
| Brand                          | YESKANO                             |
| Model                          | Humidity Absorber Bags (9PCS*500ml) |
| Color                          | Green                               |
| Product Dimensions (L x W x H) | 24 x 8 x 20 cm                      |
| Item Weight                    | 920 g (for the pack)                |
| Capacity (per sachet)          | 500 ml water absorption             |
| Operating Mode                 | Automatic (passive absorption)      |
| UPC                            | 706384486453                        |




Image: Visual representation of the product dimensions and water absorption capacity.

## TROUBLESHOOTING

If you encounter any issues with your YESKANO Humidity Absorber Bags, consider the following:

- **No water collected:**
  - Check the humidity level in the area. If the air is already dry, less water will be collected.
  - Ensure the bag is not obstructed and air can circulate around it.
  - Verify the inner sachet is intact and not damaged.
- **Hook not holding:**
  - Ensure the hook is properly pressed and locked into the designated slots on the bag.
  - Avoid hanging the bag in locations where it might be frequently bumped or dislodged.
- **Bag appears full but no water collected:**

- The upper part contains the calcium chloride granules, which will shrink as they absorb moisture. The water collects in the separate, transparent lower chamber. Ensure you are checking the correct section for water.

## SAFETY INFORMATION

- Keep out of reach of children and pets.
- Do not ingest the calcium chloride granules or the collected liquid. If ingested, seek immediate medical attention.
- Avoid contact with eyes and skin. In case of contact, rinse thoroughly with water.
- Do not puncture or tear the bag. If the bag is damaged, dispose of it carefully.
- Do not place the bag directly on fabrics, leather, or metal surfaces, as prolonged contact with the collected liquid could cause damage.
- Store unused bags in a cool, dry place, away from direct sunlight and moisture.

### Tenir à l'Ecart de l'Humidité



**1.** Vêtements moisissés



**2.** Murs qui se décollent



**3.** Meubles pourris

*Image: Highlights common issues caused by excessive humidity, such as mold on clothes, peeling walls, and rotten furniture.*

## WARRANTY AND SUPPORT

For any questions, concerns, or support regarding your YESKANO Humidity Absorber Bags, please contact the manufacturer or retailer from whom you purchased the product. Please refer to your purchase documentation for specific warranty details, if applicable.

You can also visit the official YESKANO store on Amazon for more information and product updates: [YESKANO Store](#)

© 2024 YESKANO. All rights reserved.

This manual is for informational purposes only. Product specifications are subject to change without notice.