

## Manuals+

[Q & A](#) | [Deep Search](#) | [Upload](#)

[manuals.plus](#) /

› [RisoPhy](#) /

› [RisoPhy RGB Mechanical Gaming Keyboard User Manual](#)

## RisoPhy B0DF285G9X

# RisoPhy RGB Mechanical Gaming Keyboard User Manual

Model: B0DF285G9X

## INTRODUCTION

Thank you for choosing the RisoPhy RGB Mechanical Gaming Keyboard. This manual provides detailed instructions on setting up, operating, and maintaining your new keyboard to ensure optimal performance and longevity. Designed for both gaming and productivity, this keyboard combines advanced features with ergonomic comfort.

## WHAT'S IN THE BOX

- RisoPhy RGB Mechanical Gaming Keyboard
- USB Cable
- User Manual
- Switches Puller
- Replaceable Switches

## SETUP

Your RisoPhy keyboard is designed for simple plug-and-play setup. Follow these steps to get started:

1. **Connect the Keyboard:** Locate the USB-C port on the side of the keyboard. Connect the provided USB cable (USB-C to USB-A) to the keyboard and then to an available USB-A port on your computer (PC or Mac).
2. **System Recognition:** Your operating system (Windows or macOS) will automatically detect and install the necessary drivers. This process usually takes a few moments.
3. **Initial Test:** Once connected, test the keyboard by typing in a text editor or browser to ensure all keys are functioning correctly.

# RisoPhy Magnetic Keyboard



Image: The RisoPhy keyboard with its USB cable connected, ready for use.

The keyboard is compatible with both Windows and Mac systems. Use the appropriate key labels (e.g., 'Alt' for Windows, 'Command' for Mac) as indicated on the keycaps.

## OPERATING INSTRUCTIONS

Familiarize yourself with the various features and functions of your RisoPhy keyboard:

### RGB Lighting Customization

The keyboard features vibrant RGB backlighting with multiple effects:

- **20 Different Backlights:** Cycle through various dynamic lighting modes.
- **5 Levels of Light Speed:** Adjust the animation speed of the lighting effects.
- **Adjustable Brightness:** Control the intensity of the backlight.
- **Single Lighting Color Mode (FN+CAP):** Switch between red, green, blue, yellow, pink, cyan, white, and RGB static colors.



Image: The keyboard showcasing its dynamic RGB lighting effects across the keys.

## Macro Keys and Media Control

Enhance your productivity and gaming experience with dedicated controls:

- **4 Macro Keys (G1-G4):** Utilize the on-board macro definition function to customize key sequences for quick execution. Refer to the included Use Manual for detailed macro recording instructions.
- **Volume Scroll Wheel:** Conveniently adjust your computer's volume by rotating the dedicated scroll wheel.
- **16 Multimedia Key Shortcuts:** Quickly access functions like calculator, media playback, volume control, and email.





# On- Board Macros & Media Control

## Plug & Play, Easy-Control ALL



4 Macro keys



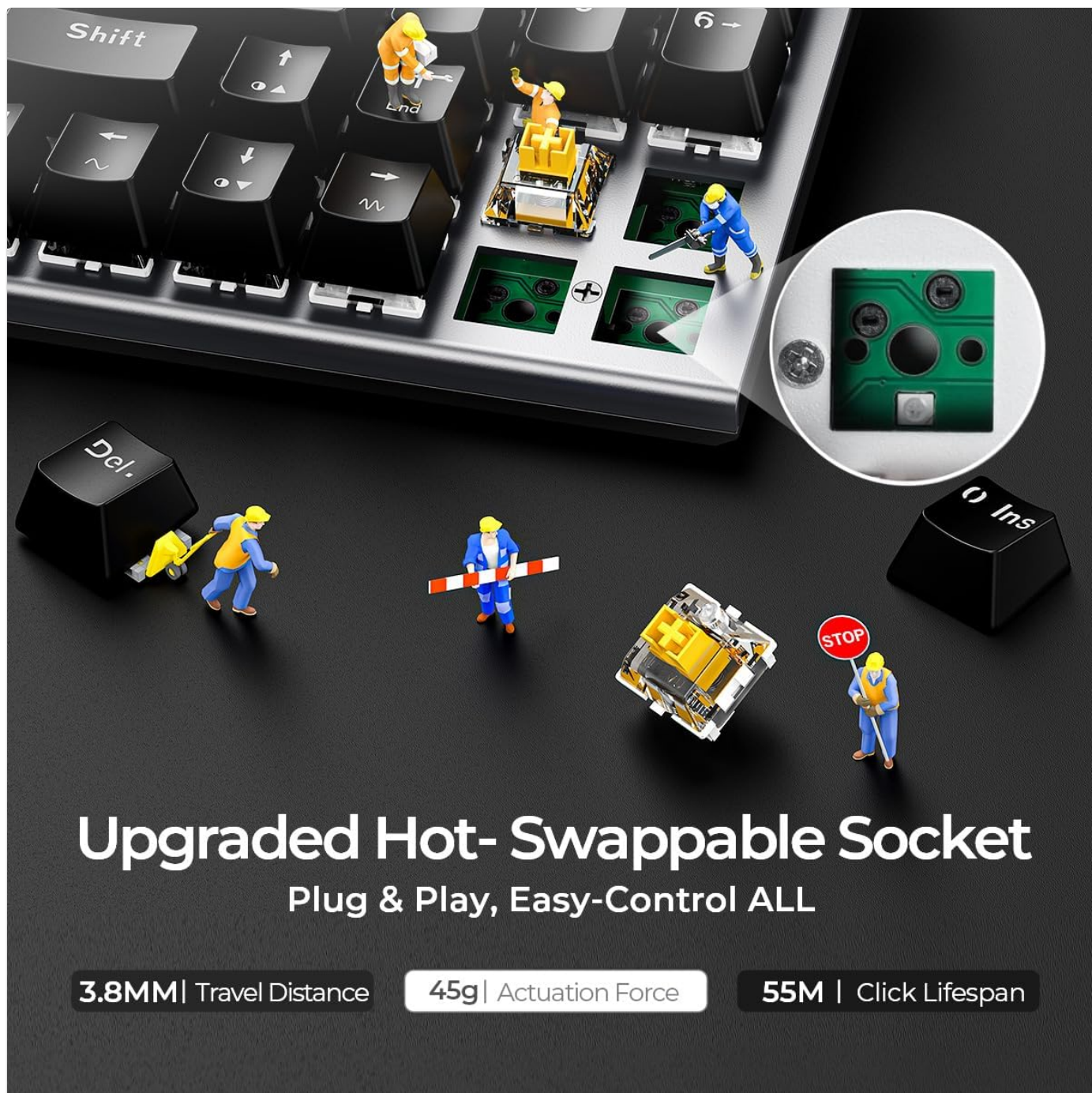
2 Modes Control

Image: Highlighted macro keys and the volume/backlight scroll wheel for quick access to functions.

### Hot-Swappable Magnetic Red Switches

The keyboard features magnetic red switches, offering a unique typing feel:

- **Smooth and Quiet:** Magnetic switches provide a linear, non-clicky feel that is smoother and quieter than traditional mechanical switches.
- **Longer Service Life:** Designed for durability and extended use.
- **Hot-Swappable:** The hot-swappable feature allows for easy replacement of switches without soldering, offering customization possibilities.



# Upgraded Hot- Swappable Socket

## Plug & Play, Easy-Control ALL

**3.8MM** | Travel Distance

**45g** | Actuation Force

**55M** | Click Lifespan

Image: A close-up showing the hot-swappable socket and magnetic switch design.

### Compact 75% Layout with Independent Numpad

This keyboard offers a space-saving design without sacrificing essential functionality:

- **78 Keys Compact Layout:** Saves desk space compared to full-sized keyboards.
- **Independent Numeric Pad:** Unlike many compact keyboards, this model retains a fully functional and independent numeric keypad, crucial for data entry and certain gaming scenarios.



# Stand-Alone Numpad + ArrowKeys

Essential Keys For High Efficiency



Image: The keyboard's layout, highlighting the integrated numpad and arrow keys for efficiency.

## Ergonomics and Build Quality

Designed for comfort during extended use:

- **Scientific Stair-Up Keycap Design:** Promotes a natural wrist position to reduce fatigue.
- **Foldable Rear Kickstands:** Two strong kickstands allow you to adjust the keyboard's angle for a more comfortable typing experience.
- **Durable Aluminum Cover:** The metal top plate provides a sturdy and premium feel to the keyboard.

# Low-Profile Board w/ Aluminum Cover

## 30% Lower Than Normal Board



Image: A side profile of the keyboard, illustrating its low-profile design and durable aluminum construction.

## MAINTENANCE

---

To ensure the longevity and optimal performance of your RisoPhy keyboard, follow these maintenance tips:

- **Regular Cleaning:** Use a soft, dry cloth to wipe down the keycaps and frame. For deeper cleaning, use a can of compressed air to remove dust and debris from between the keys.
- **Avoid Liquid Spills:** While durable, avoid spilling liquids on the keyboard. If a spill occurs, immediately disconnect the keyboard from your computer and allow it to dry completely before reconnecting.
- **Handle with Care:** Avoid dropping the keyboard or subjecting it to excessive force, which could damage internal components or switches.
- **Cable Management:** Ensure the USB cable is not kinked or pulled excessively to prevent damage to the cable or port.

## TROUBLESHOOTING

---

If you encounter any issues with your RisoPhy keyboard, please refer to the following common troubleshooting steps:

Problem	Possible Solution
Keyboard is not responding.	Ensure the USB cable is securely connected to both the keyboard and the computer. Try connecting the keyboard to a different USB port on your computer. Restart your computer.
Backlighting is not working or is dim.	Check the brightness settings using the dedicated controls or FN key combinations. Ensure the keyboard is receiving sufficient power from the USB port. Try cycling through different lighting modes.
Keys are not registering or double-typing.	Clean around the affected keycaps with compressed air to remove any debris. If using hot-swappable switches, gently remove and re-insert the affected switch to ensure it is properly seated. Ensure your operating system drivers are up to date.

If these steps do not resolve the issue, please contact RisoPhy customer support for further assistance.

SPECIFICATIONS

Feature	Detail
Brand	RisoPhy
Model	B0DF285G9X
Connectivity Technology	Wired
Keyboard Description	75% Compact Functional Mechanical Keyboard
Number of Keys	78
Special Features	Backlit, Quiet, Hot-Swappable
Color	Metal Black
Material	Plastic, Metal
Item Weight	2.09 pounds
Compatible Devices	PC, Tablet
Manufacturer	RisoPhy
Country of Origin	China





WARRANTY AND SUPPORT


For warranty information and customer support, please refer to the contact details provided on the product packaging or visit the official RisoPhy website. Keep your purchase receipt as proof of purchase for any warranty claims.

© 2024 RisoPhy. All rights reserved.

Related Documents - B0DF285G9X

	<p><a href="#">Mechanical Gaming Keyboard User Manual</a></p> <p>User manual for the RisoPhy Mechanical Gaming Keyboard, detailing setup, multimedia functions, lighting effects, macro recording, and disposal instructions.</p>
	<p><a href="#">RisoPhy Wireless Mechanical Gaming Keyboard User Manual</a></p> <p>Comprehensive user manual for the RisoPhy Wireless Mechanical Gaming Keyboard, detailing setup, features, troubleshooting, and usage for 2.4G, Bluetooth, and wired modes.</p>

Documents - RisoPhy – B0DF285G9X



[\[pdf\]](#) User Manual

RisoPhy Wireless Gaming Keyboard Low Profile 2 4G USB C Bluetooth Mechanical with Smooth Red Switches RGB Backlight Software Silent Ergonomic for PC Mac Gamer Black and Grey PC409A Installation Manual B0DPMDDGLJ B0B8NH1VT7 B09TR4Y91J B0B8NK7G43 B0CQC45KYT B0C5CV369L B0DF285G9X B0CH7Q6D1Y 41imLSE194L m media amazon images I |||

Dear valued customer, Please open the following webpage to download the PC409A programming software, or contact our customer service to get it.

<https://gamingffe.com/pages/download> ...

lang: score:17 filesize: 21.8 K page\_count: 1 document date: 2024-02-28