

## Manuals+

[Q & A](#) | [Deep Search](#) | [Upload](#)

manuals.plus /

- › [ONEYA BABY](#) /
- › [ONEYA BABY Toddler Bed Rail Instruction Manual](#)

### ONEYA BABY 1 Side 74.8"Lx28"H White/Grey

# ONEYA BABY Toddler Bed Rail Instruction Manual

Model: 1 Side 74.8"Lx28"H White/Grey

Brand: ONEYA BABY

## 1. PRODUCT OVERVIEW

The ONEYA BABY Toddler Bed Rail is designed to provide a secure and safe sleeping environment for toddlers transitioning from a crib to a bed. Crafted from reinforced aluminum, this bed rail offers exceptional stability and durability. It features a seamless design to prevent gaps and a double-lock mechanism for enhanced child safety. The rail is height-adjustable to accommodate various mattress thicknesses and bed types, ensuring a snug fit without gaps.



Image: The ONEYA BABY Toddler Bed Rail provides a secure barrier, ensuring a child's safety during sleep.

## 2. SAFETY GUIDELINES

Your child's safety is paramount. Please adhere to the following guidelines:

- Always ensure the bed rail is securely installed according to the instructions.
- Verify that there are no gaps between the bed rail and the mattress or bed frame where a child could become entrapped.

- Regularly check all connections and locking mechanisms to ensure they are functioning correctly and are not loose.
- The bed rail features a double-sided child safety lock. Only adults should operate this mechanism to prevent accidental lowering by children.
- The product is made with non-toxic fabric, anti-collision thickened cotton, and breathable mesh, ensuring a child-safe environment. It is BPA-free, PVC-free, and CPSIA certified.
- This bed rail is designed to prevent falls. Do not allow children to climb on or over the bed rail.



**Seamless Safety Design**

BPA FREE   PVC FREE   NON TOXIC   CPSIA CERTIFIED

**0 Gaps**  
Let your baby roll around freely

**Anti-Pinch**  
Seamless fit, no pinching of hands and feet

Image: The seamless design of the bed rail ensures no gaps, preventing entrapment and pinching of hands or feet.

### 3. PRODUCT COMPONENTS

Before beginning installation, ensure all components are present and undamaged. Each order includes one bed rail. For better stability and comprehensive coverage, purchasing 2-4 side rails is recommended depending on your bed size and desired configuration.

# Quick Installation

Oneya Baby bed rails is easy to install, no special tools or equipment are needed. We include everything.




Image: Illustrated guide to the bed rail components, including upper and lower tubes, angle connectors, L-shaped support bases, cloth cover, presser feet, risers, screws, and a screwdriver.

## Included Parts:

- 3x Upper tube (with anti-collision cotton)
- 3x Lower tube (no anti-collision cotton)
- 1x Angle Connector (per order)
- 2x L-shaped support base
- 1x Cloth cover
- 2x Presser foot
- 2x Riser

- 11x Screws
- 1x Screwdriver

## 4. PRE-INSTALLATION CHECKLIST

Before installing the bed rail, please measure your bed frame and mattress to ensure proper fit and compatibility.

- **Bed Type:** The bed rail is suitable for various bed types including fabric beds, ribs beds, wooden beds, and platform beds.
- **Mattress Thickness:** The bed rail features 20 adjustable heights, accommodating mattress thicknesses from 2 to 14 inches.
- **Bed Rail Size:** The current model is 74.8 inches in length and 28 inches in height. Refer to the size suggestion chart for optimal coverage based on your bed size.

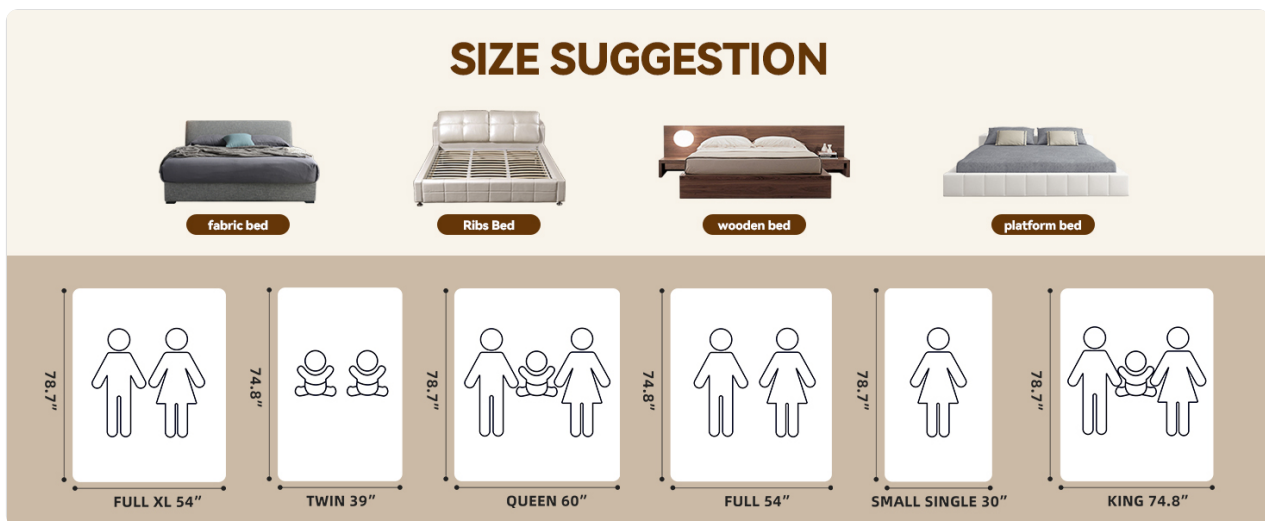


Image: Size suggestion chart to help determine the appropriate bed rail length for different bed sizes (Twin, Full, Queen, King).

## 5. INSTALLATION INSTRUCTIONS

The ONEYA BABY bed rail is designed for quick and effortless installation without special tools. A screwdriver is included. Screws are required for extra stability, especially for wooden bed frames. For iron frames, a wooden plank may assist with setup.

## Qcuk Assembly Design

Step  
01

### Put Together

Put the parts in the correct position



Step  
02

### Wear


Connect those pipes correctly & put them into the mesh panel



Step  
03

### Insert

Connect the fixed frame with bed rails



Step  
04

### Pull

Tighten the zipper & connect the L-shape support base to both sides



Image: Quick assembly design steps for the bed rail, illustrating the simple process of connecting components.

### 1. Step 1: Put Together

Assemble the upper and lower tubes by connecting them with the angle connectors. Ensure all parts are correctly positioned and click into place.

### 2. Step 2: Wear

Slide the assembled frame into the cloth cover (mesh panel). Ensure the fabric is smooth and properly aligned over the frame.

### 3. Step 3: Insert

Connect the fixed frame (the assembled bed rail) to the L-shaped support bases. These bases will sit under your mattress.

### 4. Step 4: Pull

Tighten the zipper on the cloth cover and connect the L-shaped support bases to both sides of the bed rail. Position the bed rail against the side of your bed. For added security, use the provided screws to fix the L-shaped support bases to your bed frame if it is wooden.

**Important Note:** For optimal stability, tightening the screws into the bed frame is highly recommended.

## 6. OPERATING INSTRUCTIONS

The ONEYA BABY bed rail is designed for ease of use, allowing for one-handed adjustments.

### Height Adjustment

The bed rail offers 20 adjustable height levels to ensure a perfect fit with various mattress thicknesses and bed types, preventing any gaps.

# Quick-Release for Easy Access

One-handed adjustment even while holding your baby



Image: The bed rail features a simple button-press mechanism for adjusting its height to match your mattress.

## Quick-Release for Easy Access

The bed rail features a vertical lifting design system, allowing each side to be lifted or lowered independently. This quick-release mechanism simplifies tasks such as changing sheets or providing easy access to your child.

# Made with Carbon Steel

50% thicker & wider than market standards.

## Upgrade Design

- High-density carbon steel
- Bend-resistant
- Robust & safe

**VS**

## Normal Design

- Ordinary iron tubes
- Thin & bendable
- Insecure & unstable

Image: The bed rail can be lowered with one hand by pressing both safety lock buttons simultaneously, even while holding your baby.

# Creates a Spacious Play Haven for Kids

Certified and child-safe material



Image: The ability to lower the bed rail facilitates easy access for tasks like changing bed sheets.

## 7. CARE AND MAINTENANCE

Maintaining your ONEYA BABY bed rail is simple to ensure its longevity and hygiene.

- **Cleaning the Fabric Cover:** The bed rail cover is removable and machine washable. Use a gentle cycle with cold water and mild detergent. Do not bleach. Air dry or tumble dry on low heat.
- **Cleaning the Frame:** Wipe down the aluminum frame with a damp cloth and mild soap. Dry thoroughly.

Avoid abrasive cleaners or solvents.

- **Regular Inspection:** Periodically check all parts for wear and tear, loose connections, or damage. If any part is damaged, discontinue use and contact customer support.

## 8. TROUBLESHOOTING

Here are answers to some common questions regarding the ONEYA BABY bed rail:

### Question and Answer



**Q: Does this bed rail need screws to be installed?**

A: Yes, screws are required for extra stability.

**Q: How many bed rails come in one order?**

A: Each order includes one bed rail. We suggest buying 2–3 based on your needs.

**Q: Can this bed rail fit an iron bed frame?**

A: It's designed for wooden frames (screws needed). For iron frames, a wooden plank may help with setup.

**Q: Is the bed rail cover machine-washable?**

A: Yes, the cover is removable and washable.

Image: Frequently Asked Questions about the bed rail's installation, quantity, compatibility, and cleaning.

**Q: Does this bed rail need screws to be installed?**

A: Yes, screws are required for extra stability, especially for wooden bed frames. For iron frames, a wooden plank can be used to facilitate setup.

**Q: How many bed rails come in one order?**

A: Each order includes one bed rail. We suggest buying 2-3 based on your needs for comprehensive coverage.

**Q: Can this bed rail fit an iron bed frame?**

A: It's designed for wooden frames (screws needed). For iron frames, a wooden plank may help with setup to provide a surface for screw attachment.

**Q: Is the bed rail cover machine-washable?**

A: Yes, the cover is removable and washable.

## 9. SPECIFICATIONS

Feature	Detail
Brand	ONEYA BABY
Model	1 Side 74.8"Lx28"H White/Grey
Product Dimensions	74.8" (Length) x 28" (Height)

Adjustable Height Range	2" - 14" (20 gear adjustments)
Material	Reinforced Aluminum Alloy Posts, 300D Oxford Fabric, Anti-collision Cotton, Breathable Mesh
Safety Features	Double Safety Lock, Seamless Design, Non-Toxic, BPA-Free, PVC-Free, CPSIA Certified
Product Weight	Approximately 10 pounds
Care Instructions	Machine Washable (cover)

## 10. CUSTOMER SUPPORT

For any questions, concerns, or assistance with your ONEYA BABY Toddler Bed Rail, please contact the manufacturer directly. Refer to the product packaging or the ONEYA BABY official store on Amazon for contact details.

Visit the ONEYA BABY Store: [ONEYA BABY Amazon Store](#)