

Manuals+

[Q & A](#) | [Deep Search](#) | [Upload](#)

[manuals.plus](#) /

› [tadpole](#) /

› [Bike Helmet with USB Rechargeable LED Light Detachable Goggles and Sun Visor User Manual](#)

tadpole B0CYFT14V3

Bike Helmet with USB Rechargeable LED Light, Detachable Goggles and Sun Visor

Model: B0CYFT14V3 | Brand: tadpole

INTRODUCTION

This user manual provides essential information for the proper use, maintenance, and care of your new tadpole Bike Helmet. Designed for adult cyclists, this helmet offers enhanced safety features, including an integrated USB rechargeable LED light, and versatile magnetic detachable goggles and sun visor for various riding conditions. Please read this manual thoroughly before first use to ensure optimal performance and safety.

SAFETY INFORMATION

The tadpole Bike Helmet is constructed with a one-piece structure combining EPS (Expanded Polystyrene) and PC (Polycarbonate) shells to provide superior shock absorption and protection. This helmet is suitable for urban commuting, cycling, and skateboarding. Always ensure the helmet is properly fitted and secured before riding.

IN-MOLDING TECHNOLOGY

Helps resist impact and protect the head in a collision.



Image: Cross-section view illustrating the helmet's high-density EPS foam and tough, durable PC outer shell, designed for impact resistance and head protection.

COMPONENTS AND WHAT'S INCLUDED

Your tadpole Bike Helmet package includes the following components:

RAMOKEY ADULT BIKE HELMET



① Bike Helmet *1

② Sun Visor *1

③ Magnetic Goggles *1

④ Rear Light *1

⑤ USB Cable *1

⑥ Inner Lining Set *1

⑦ Instruction *1

Image: All components of the tadpole Bike Helmet laid out, including the main helmet body, sun visor, magnetic goggles, USB rechargeable rear light, USB charging cable, and a set of inner lining pads.

- Bike Helmet x 1
- Sun Visor x 1
- Magnetic Goggles x 1
- Rear Light x 1
- USB Cable x 1
- Inner Lining Set x 1

- Instruction Manual x 1

SETUP

1. Adjusting Helmet Size

The helmet features an adjustable sizing system to ensure a secure and comfortable fit. To adjust, locate the dial at the back of the helmet. Rotate the dial clockwise to tighten the fit or counter-clockwise to loosen it. Ensure the helmet fits snugly without being too tight, and that it does not move excessively when you shake your head.

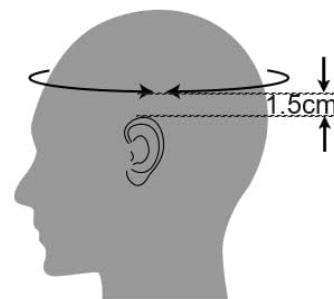
ADJUSTABLE SIZE

Adjust the helmet size easily with one hand



SIZE CHART

Head circumference:	Helmet Label:
22.4-25 inch (57-61 cm)	Youth/Adults



CORRECT WAY TO WEAR

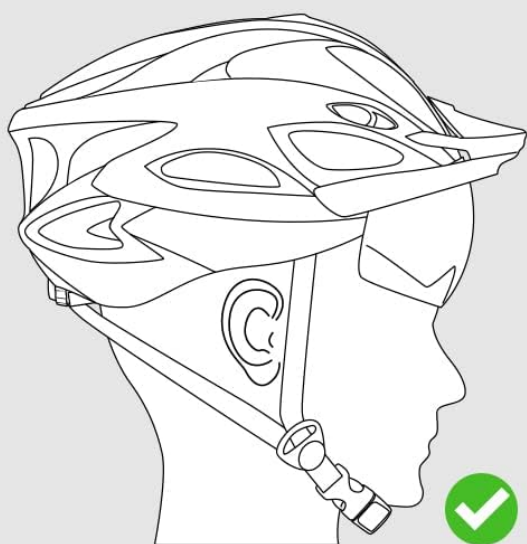


Image: Visual guide on adjusting the helmet's fit using the rear adjustment dial, along with a size chart indicating suitable head circumferences (22.4-25 inches or 57-61 cm) for youth/adults.

2. Attaching Magnetic Goggles and Sun Visor

The helmet comes with magnetic detachable goggles and a sun visor, offering three wearing methods: with goggles only, with visor only, or with both. The magnetic attachment system allows for easy and secure placement. Simply align the magnets on the goggles/visor with the corresponding points on the helmet until they snap into place. These accessories protect your eyes from sunlight, sand, and wind.

MANGNETIC GOGGLES



■ WITH GOGGLES

3 IN 1 WEARING METHODS



■ WITH VISOR



■ WITH GOGGLES & VISOR

Image: Detailed view of the magnetic goggles attaching to the helmet, highlighting the ease of use and the protective benefits against sun, sand, and dust. Also shows the helmet with just the visor and with both accessories.

OPERATING INSTRUCTIONS

1. USB Rechargeable Rear Light

The integrated USB rechargeable rear light enhances visibility, especially during night rides. It features three lighting modes: Steady, Fast Flash, and Slow Flash. To cycle through the modes, simply press the button located on the rear light. The light is

rechargeable via a USB charging port, which is covered by a lid for waterproof protection. Open the lid to access the port for charging.

USB RECHARGEABLE REAR LIGHT

BE MORE VISIABLE, provide safety when riding at the night

1) Easy to operate by 1 press button



2) USB Charging Port



In Charging



Full Charging

3) Waterproof Design


The port is covered by lid, just open the lid and charge.

4) 3 Flashing Modes


(Always On/Fast Flash/Slow Flash)



Always on



Fast flash



Slow flash



Image: Instructions for operating the USB rechargeable rear light, including how to press the button to change modes (Always On, Fast Flash, Slow Flash) and how to access the USB charging port. Indicators for charging status are also shown.

2. Ventilation System

The helmet is designed with 18 ventilation vents to promote airflow. Cool air enters through the front vents and hot air is expelled through the rear cooling channels. This design helps to reduce overheating and keeps you cool during extended rides, contributing to overall comfort.

18 GREAT VENILATION

Help increase
the speed and
keep cool



Image: Depiction of the helmet's ventilation system, showing how air flows through the 18 strategically placed vents to keep the rider cool and comfortable.

MAINTENANCE

Removable and Washable Lining

The inner lining of the helmet is made from breathable mesh fabric and is removable for easy cleaning. This helps to keep you dry

and comfortable during rides. To clean, gently remove the lining pads and hand wash with mild soap and water. Allow to air dry completely before reinserting into the helmet.

TROUBLESHOOTING

LED Light Issues

While electronic products are generally reliable, occasional issues may arise. If you experience any problems with the integrated LED light, such as it not turning on, not charging, or not cycling through modes, please contact customer support for assistance. We are committed to providing a proper solution.

SPECIFICATIONS

Feature	Detail
Brand	tadpole
Model Name	Bike Helmet
Color	Black+White
Age Range (Description)	Adult
Special Feature	Lightweight
Outer Material	Polycarbonate (PC)
Inner Material	Expanded Polystyrene, Mesh
Item Weight	260 Grams
Recommended Uses For Product	Cycling
Item Package Dimensions L x W x H	10.35 x 9.37 x 5.51 inches
Included Components	Bike Helmet

SUPPORT AND WARRANTY

For any questions, concerns, or support needs regarding your tadpole Bike Helmet, please refer to the contact information provided with your purchase or visit the official tadpole store on Amazon: [tadpole Store](#). We are dedicated to ensuring your satisfaction and safety.

