

[Manuals.plus](#) /

> [Alpicool](#) /

> Alpicool C9PT 9L Portable Car Refrigerator User Manual

Alpicool C9PT

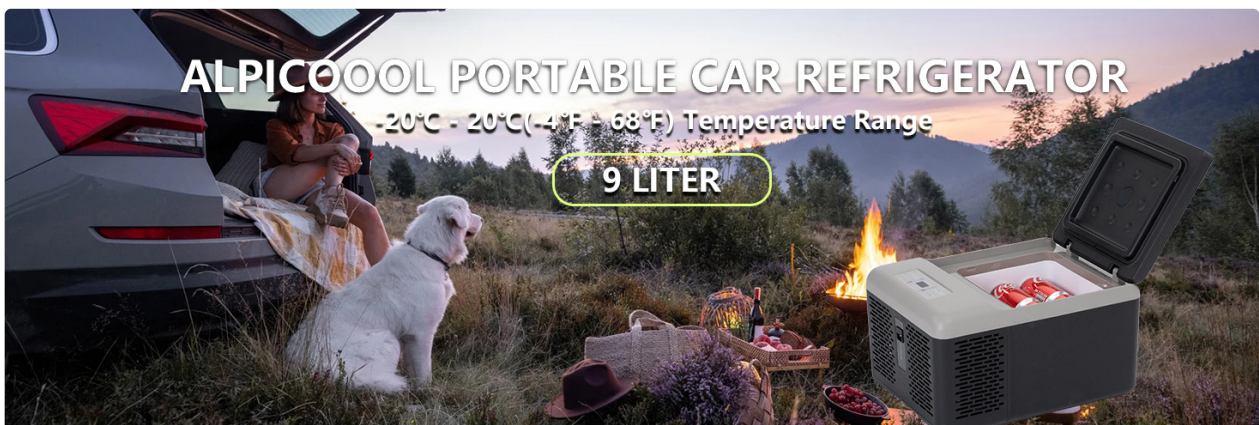
Alpicool C9PT 9L Portable Car Refrigerator User Manual

Model: C9PT

1. INTRODUCTION

Thank you for choosing the Alpicool C9PT 9L Portable Car Refrigerator. This manual provides essential information for the safe and efficient operation of your new appliance. Please read it thoroughly before use and keep it for future reference.

This portable refrigerator is designed for cooling and freezing food and beverages, making it ideal for use in vehicles, camping, and other outdoor activities. It features a robust compressor for reliable performance and can operate as both a refrigerator and a freezer.




-4°F - 68°F Temperature Range


Fast Freeze


Vehicle/Car/RV


Compressor Refrigeration


Anti-shaking

Image: The Alpicool portable car refrigerator in an outdoor setting, highlighting its versatility for various uses.

2. SAFETY INSTRUCTIONS

To ensure safe operation and prevent injury or damage, please observe the following safety precautions:

- Do not operate the appliance if it is visibly damaged.
- Do not block the ventilation openings. Ensure adequate airflow around the unit.
- Do not use electrical devices inside the refrigerator unless recommended by the manufacturer.
- Do not immerse the appliance in water or expose it to heavy rain.
- Handle the power cables carefully. Do not pinch or damage them.
- Keep the appliance away from heat sources and direct sunlight.
- Ensure the power supply voltage matches the specifications of the appliance.
- This appliance can be used by children aged 8 years and above and persons with reduced physical, sensory or mental capabilities or lack of experience and knowledge if they have been given supervision or instruction concerning use of the appliance in a safe way and understand the hazards involved.

3. PACKAGE CONTENTS

Before first use, please check that all items are present and undamaged:

- Alpicool C9PT Car Refrigerator
- DC Cable (12V/24V)
- AC Cable with Adapter (220V-240V)
- User Manual

WHAT'S IN THE BOX



Image: Contents of the Alpicool C9PT package, including the refrigerator unit, DC cable, AC adapter, and user manual.

4. PRODUCT OVERVIEW

Familiarize yourself with the main components and features of your Alpicool C9PT refrigerator:

PRODUCT



DETAILS



Door hinge system



LED Display



Charging Port



Heat Dissipation cover



Inner compartment



Door latch

Image: Detailed view of the Alpicool C9PT, highlighting key components such as the door hinge, LED display, charging port, heat dissipation cover, inner compartment, and door latch.

- **Door Hinge System:** Ensures smooth opening and closing of the lid.
- **LED Display:** Shows current temperature and settings.
- **Charging Port:** For connecting DC or AC power cables.
- **Heat Dissipation Cover:** Vents for efficient heat release from the compressor.
- **Inner Compartment:** The main storage area for items to be cooled or frozen.
- **Door Latch:** Secures the lid during transport.

5. SETUP

Follow these steps for initial setup:

1. **Unpacking:** Carefully remove the refrigerator from its packaging. Retain packaging for future transport or storage.
2. **Placement:** Place the refrigerator on a stable, level surface. Ensure there is at least 10 cm of space around all sides for proper ventilation. Avoid placing it in direct sunlight or near heat sources.
3. **Power Connection:**
 - **DC 12V/24V:** Connect the DC cable to the refrigerator's charging port and then to your vehicle's

12V/24V socket.

- **AC 220V-240V:** Connect the AC adapter to the refrigerator's charging port, then plug the AC cable into a standard wall outlet.

4. **Initial Cleaning:** Before placing food or beverages inside, wipe the interior with a damp cloth and mild detergent. Dry thoroughly.

Lightweight Durable Design Notched Bottom for Easy Pick Up



Image: A person demonstrating how to lift the lightweight Alpicool C9PT refrigerator using its notched bottom for easy handling.

6. OPERATING INSTRUCTIONS

The Alpicool C9PT can function as both a refrigerator and a freezer, offering versatile temperature control.

As A Freezer. No Ice Is Needed!

— ❄️ -20°C - 0°C ❄️ —
(-4°F - 32°F)



Beef



Frozen Meat



Seafood



Ice Cream



As A Refrigerator. Keep Food Fresh!

— 🌿 -20°C - 0°C 🌿 —
(-4°F - 32°F)



Vegetable



Fruit



Beverage



Dairy

Image: Illustration of the Alpicool C9PT's dual functionality, capable of freezing items like meat and ice cream, and refrigerating items such as drinks and produce.

6.1. Power On/Off

- Press the 'ON/OFF' button on the control panel to turn the unit on or off. The LED display will illuminate when powered on.

6.2. Temperature Adjustment

The temperature can be adjusted between -20°C and +20°C (-4°F to 68°F).

- Press the 'SET' button to enter temperature setting mode.
- Use the 'UP' and 'DOWN' arrows to adjust the desired temperature.
- The display will flash during adjustment and then stabilize to the current internal temperature after a few seconds.

Adjustable Temperature Range -20°C to 20°C (-4°F to 68°F)



**Shockproof and durable for handling rocky road.
Safe to run less than a 45-degree angle in short time.**

Image: The Alpicool C9PT placed in a car trunk, illustrating its adjustable temperature range from -20°C to 20°C and its shockproof design suitable for travel.

6.3. Cooling Modes (ECO/MAX)

The refrigerator offers two cooling modes:

- **MAX Mode:** Provides maximum cooling performance for rapid temperature reduction.
- **ECO Mode:** Optimizes energy consumption for extended battery life, suitable for maintaining temperature.
- To switch between modes, press the 'SET' button repeatedly until 'ECO' or 'MAX' appears on the display, then confirm with 'SET' or wait for it to set automatically.



POWERFUL QUIET COMPRESSOR

Adjustable Temperature Range: $-20^{\circ}\text{C} \sim 20^{\circ}\text{C}$
 $(-4^{\circ}\text{F} \sim 68^{\circ}\text{F})$

AS A FRIDGE: $0^{\circ}\text{C} \sim 20^{\circ}\text{C}$ ($32^{\circ}\text{F} \sim 68^{\circ}\text{F}$)



AS A FREEZER: $-20^{\circ}\text{C} \sim 20^{\circ}\text{C}$ ($-4^{\circ}\text{F} \sim 32^{\circ}\text{F}$)



Image: The Alpicool C9PT highlighting its powerful yet quiet compressor, with temperature ranges for both refrigeration and freezing, and a noise level below 45dB.

6.4. Battery Protection Settings

The unit features a 3-stage battery protection system to prevent your vehicle battery from discharging completely.

- Press and hold the 'SET' button for 3 seconds to enter battery protection setting mode.
- Use the 'UP' or 'DOWN' arrows to select the desired protection level: H1 (Low), H2 (Medium), H3 (High).
- **H1 (Low):** The refrigerator will cut off power at a lower voltage, allowing for longer operation but risking deeper battery discharge.
- **H2 (Medium):** A balanced setting for typical use.
- **H3 (High):** The refrigerator will cut off power at a higher voltage, providing maximum battery protection but potentially shorter operation time.



3-stufiger Batterieschutzmodus

Schützt Ihre Batterie vor dem Entladen, wenn ihre Spannung niedrig ist.

		Spannungsreferenz			
		DC 12V		DC 24V	
Modus	Eingang	Ausschalten	Einschalten	Ausschalten	Einschalten
	Niedriger Modus		8,5V	10,9V	21,3V
Mittlerer Modus		10,1V	11,1V	22,3V	23,7V
Hoher Modus		11,1V	12,4V	24,3V	25,7V

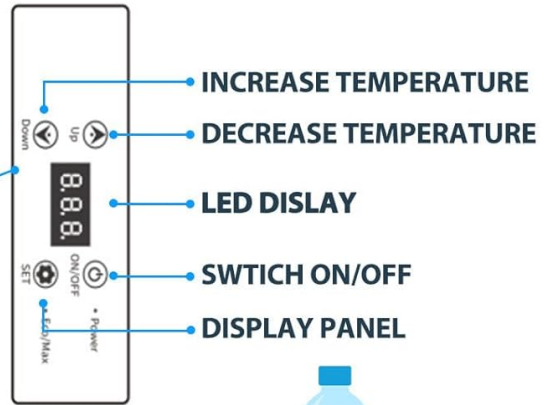
Hinweis: Dieser Autokühlschrank enthält keine Batterien und muss zum Betrieb an eine Stromquelle angeschlossen werden.

Image: A table detailing the 3-stage battery protection modes (Low, Medium, High) and their corresponding cut-out and cut-in voltage references for both 12V and 24V DC power sources.

6.5. Recommended Temperatures for Food Storage

Optimal temperatures for various items:

9 Liter Portable Car Fridge



X12

**12 floz
(355ML)**



X8

**16.9floz
(500ML)**

Internal Size: 21,2 x 24,7 x 17,8 cm

Recommended temperature for common food



					
Drink	Fruits	Vegetable	Milk	Ice cream	Meat
41°F	41~46°F	37~50°F	50°F	14°F	0°F

Image: An illustration of the Alpicool C9PT's internal dimensions and capacity, along with a guide for recommended temperatures for common food items like drinks, fruits, vegetables, milk, ice cream, and meat.

- **Drinks:** 5°C (41°F)
- **Fruits:** 5-8°C (41-46°F)
- **Vegetables:** 3-10°C (37-50°F)
- **Milk:** 10°C (50°F)
- **Ice Cream:** -10°C (14°F)
- **Meat:** -18°C (0°F)

7. MAINTENANCE

Regular maintenance ensures optimal performance and longevity of your refrigerator.

7.1. Cleaning

- Always disconnect the power before cleaning.
- Clean the interior and exterior with a damp cloth and a mild, non-abrasive detergent.
- Do not use abrasive cleaners, wire brushes, or sharp objects to clean the unit.

- Ensure the ventilation openings are free from dust and debris. Use a soft brush or vacuum cleaner to clean them.
- Dry all parts thoroughly before reconnecting power.

7.2. Defrosting

The Alpicool C9PT features a manual defrost system.

- If a layer of ice forms inside the compartment, disconnect the power and allow the ice to melt naturally.
- Remove melted water with a cloth. Do not use sharp tools to remove ice, as this can damage the cooling system.

8. TROUBLESHOOTING

If you encounter issues with your refrigerator, refer to the following table for common problems and solutions:

Problem	Possible Cause	Solution
Appliance does not turn on	No power supply; Faulty cable; Blown fuse	Check power connection; Replace cable; Check vehicle/home fuse.
Poor cooling performance	Temperature set too high; Door not closed properly; Excessive items inside; Poor ventilation; High ambient temperature	Adjust temperature; Ensure door is sealed; Reduce contents; Clear ventilation; Move to cooler area.
Unusual noise	Appliance not level; Items inside rattling; Fan obstruction	Place on a level surface; Secure items; Check for obstructions in fan.
Error code on display	Specific system fault	Refer to the full user manual for specific error code meanings or contact customer support.

If the problem persists after attempting these solutions, please contact customer support.

9. SPECIFICATIONS

Detailed technical specifications for the Alpicool C9PT 9L Portable Car Refrigerator:

- **Model Number:** C9PT
- **Capacity:** 9 Liters
- **Product Dimensions (D x W x H):** 32D x 42.5W x 25.2H cm
- **Weight:** 6.3 kg
- **Voltage:** 12V / 24V DC, 220V-240V AC
- **Rated Power:** 45W
- **Cooling Method:** Compressor
- **Temperature Range:** -20°C to +20°C (-4°F to 68°F)
- **Refrigerant:** R-600A
- **Defrost System:** Manual

- Annual Energy Consumption: 43 kWh per year
- Noise Level: <45dB



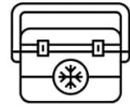
Battery Protection



Rated Power: 45W



Mute Low Noise



Portability



Voltage Reference:

INPUT MODE	DC 12V		DC 24V	
	CUT OUT	CUT IN	CUT OUT	CUT IN
M	10,1V	11,4V	22,3V	23,7V

Image: Technical diagram illustrating the physical dimensions of the Alpicool C9PT and a voltage reference table for battery protection settings.



Alpicool

C9P



43 kWh/annum



9 L



45dB
ABC**D**

9103/6/10

Image: The EU Energy Label for the Alpicool C9P, indicating its energy efficiency class B, annual energy consumption of 43 kWh, 9-liter capacity, and a noise level of 45dB.

Product Information Sheet					
COMMISSION DELEGATED REGULATION (EU) 2019/2016 with regard to energy labelling of refrigerating appliances					
Supplier's name or trade mark: Alpicool					
Supplier's address: Alpicool GmbH, c/o ZHU Consulting GmbH, Am Seestern 8, 40547 Düsseldorf#Germany					
Model identifier: C9P					
Type of refrigerating appliance:					
Low-noise appliance:	No	Design type:	freestanding		
Wine storage appliance:	No	Other refrigerating appliance:	Yes		
General product parameters:					
Parameter	Value	Parameter	Value		
Overall dimensions (millimetre)	Height	Total volume (dm ³ or l)	9		
	Width				
	Depth				
EEL	46	Energy efficiency class	B		
Airborne acoustical noise emissions (dB(A) re 1 pW)	45	Airborne acoustical noise emission class	D		
Annual energy consumption (kWh/a)	43	Climate class:	temperate, subtropical, tropical		
Minimum ambient temperature (°C), for which the refrigerating appliance is suitable	16	Maximum ambient temperature (°C), for which the refrigerating appliance is suitable	43		
Winter setting	No				
Compartment Parameters:					
Compartment parameters and values					
Compartment type	Compartment Volume (dm ³ or l)	Recommended temperature setting for optimised food storage (°C) These settings shall not contradict the storage conditions set out in Annex IV, Table 3	Freezing capacity (kg/24h)	Defrosting type (auto-defrost=A, manual defrost=M)	
Pantry	Yes	9,0	17	-	

Wine storage	No	-	-	-	-
Cellar	No	-	-	-	-
Fresh food	No	-	-	-	-
Chill	No	-	-	-	-
0-star or ice-making	No	-	-	-	-
1-star	No	-	-	-	-
2-star	No	-	-	-	-
3-star	No	-	-	-	-
4-star	No	-	-	-	-
2-star section	No	-	-	-	-
Variable temperature compartment	-	-	-	-	-
Light source parameters:					
Type of light source	-				
Energy efficiency class	-				
Minimum duration of the guarantee offered by the manufacturer: 3 months					
Additional information:					
Weblink to the supplier's website, where the information in point 4 of Annex II of Commission Regulation (EU) 2019/2019 is found: www.alpicool.com					

Model placed on the Union market from 13/08/2025.



EPREL registration number: 2444177 <https://eprel.ec.europa.eu/qr/2444177>

Supplier: ERP EUROPE LTD (Authorised representative) **Website:**

Customer care service:

Name: Alpicool GmbH **Website:**

Email: bill@alpicool.com **Phone:** +49 170 8075723

Address:
c/o ZHU Consulting GmbH, Am Seestern 8, 40547 Düsseldorf#Germany

Image: The official Product Information Sheet for the Alpicool C9PT, providing comprehensive details on energy labeling, dimensions, general product parameters, and manufacturer information. For more details, refer to the [EPREL database](#).

10. WARRANTY AND SUPPORT

Alpicool products are manufactured to high-quality standards and come with a manufacturer's warranty. Please refer to the warranty card included in your package for specific terms and conditions. For technical support, warranty claims, or any questions regarding your Alpicool C9PT refrigerator, please contact Alpicool customer service:

- **Manufacturer:** Alpicool
- **Email:** cs@alpicool.com
- **Address:** c/o ZHU Consulting GmbH, Am Seestern 8, 40547 Düsseldorf/Germany

Please have your model number (C9PT) and purchase date ready when contacting support.

