

Manuals+

[Q & A](#) | [Deep Search](#) | [Upload](#)

manuals.plus /

› [ELEHEAR](#) /

› [ELEHEAR Alpha Pro Hearing Aids User Manual](#)

ELEHEAR Alpha Pro

ELEHEAR Alpha Pro Hearing Aids User Manual

Model: Alpha Pro

INTRODUCTION

Welcome to the ELEHEAR Alpha Pro Hearing Aids user manual. This guide provides comprehensive instructions for setting up, operating, maintaining, and troubleshooting your new hearing aids. Designed for individuals with mild to moderate hearing loss, the Alpha Pro features advanced AI noise cancellation, Bluetooth connectivity, and app control for a personalized listening experience.

WHAT'S IN THE BOX

Please check the contents of your ELEHEAR Alpha Pro package. If any items are missing or damaged, please contact customer support.

WHAT'S IN THE PACKAGE?



Figure 1: Package Contents - The image displays the charging case, ear caps (6 pairs), a pair of hearing aids, a multifunction tool, a USB cable, the user manual, and a quick start guide.

- 1 x Charging Case
- 6 pairs of Ear Caps (various sizes)
- 1 pair of Hearing Aids (Left and Right)
- 1 x Multifunction Tool
- 1 x USB Cable (Type-C)
- 1 x User Manual
- 1 x Quick Start Guide

PRODUCT OVERVIEW

The ELEHEAR Alpha Pro hearing aids are designed for comfort and superior sound clarity. They feature a lightweight, receiver-in-canal design that is barely noticeable when worn.



Figure 2: Product Components - The image shows the compact charging case, the two hearing aids, and a smartphone screen illustrating the accompanying control application.

Key Features:

- **Super Clear Sound:** Powered by VocClear AI Technology, offering noise reduction and feedback control with up to 37dB gain.
- **Customizable Smart Features:** Adjust volume, frequency, directionality, and environment settings via the ELEHEAR app.
- **Extended Battery Life:** Up to 20 hours on a single charge for the hearing aids, with the charging case providing an additional seven full charges (total 160 hours).
- **Easy Operation & Comfortable Fit:** Auto-On/Off feature, lightweight receiver-in-canal design, and multiple dome sizes for optimal comfort.
- **Sweatproof Design:** Advanced vacuum coating on PCBA and batteries ensures durability.

SETUP

1. Initial Charge

Before first use, fully charge your ELEHEAR Alpha Pro hearing aids and their charging case. Connect the provided USB Type-C cable to the charging case and a power source.



Figure 3: Charging the Device - The image shows the charging case connected to a power source via its USB-C port, highlighting its long battery life.

2. Download the ELEHEAR App

For full control and customization, download the official ELEHEAR app from the App Store (iOS) or Google Play Store (Android). Search for "ELEHEAR" to find the application.

Customize your Auditory Experience in a Smart Way

Easy operated APP

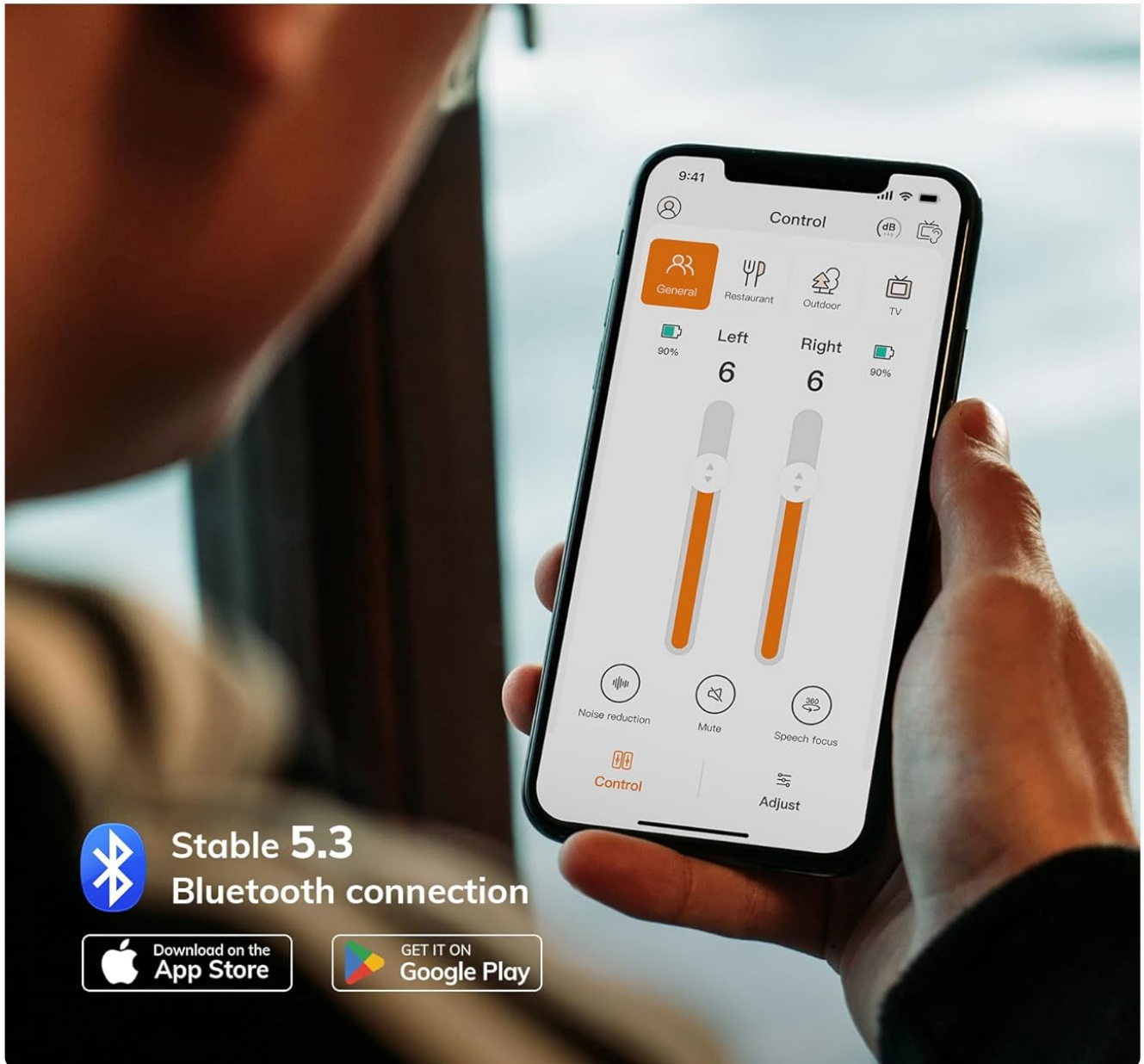


Figure 4: App Download and Control - This image illustrates the ELEHEAR app interface on a smartphone, showing options for customization and connection via Bluetooth 5.3.

3. Pairing with Your Device

1. Open the ELEHEAR app and create an account.
2. Remove the hearing aids from the charging case. They will automatically enter pairing mode.
3. Follow the in-app instructions to connect your hearing aids via Bluetooth. Select "ELEHEAR Alpha Pro" from your device's Bluetooth settings if prompted.

OPERATING INSTRUCTIONS

Wearing the Hearing Aids

The ELEHEAR Alpha Pro hearing aids are designed for a comfortable and discreet fit. Choose the ear dome size that best fits your ear canal for optimal sound quality and comfort.

All-day Comfort

Ultra Light Weight That You Hardly Feel it



Figure 5: Comfortable Fit - The image shows a user wearing the hearing aid, highlighting its lightweight and discreet design behind the ear.

Basic Controls (On-Device)

- **Power On/Off:** The hearing aids automatically turn on when removed from the charging case and turn off when placed

back in.

- **Volume Adjustment:** Use the physical buttons on the hearing aid to adjust the volume up or down.

App Control and Customization

The ELEHEAR app provides extensive control over your hearing experience. You can fine-tune settings to match your specific needs and environment.

AI Noise Reduction

Powered by VocClear Technology Effectively
Enhances Speech Comprehension




Figure 6: AI Noise Reduction - This diagram visually explains how VocClear AI Technology enhances speech comprehension by filtering background noise and controlling feedback.

- **Volume Control:** Adjust the volume for each hearing aid independently.
- **Sound Modes:** Switch between 4 preset modes for different listening scenarios:
 - General Mode

- Restaurant Mode
- TV Mode
- Outdoor Mode

Listen the Way You Like

Switch Between 4 Modes
at the Touch of a Button



General Mode



Restaurant Mode



TV Mode



Outdoor Mode

Figure 7: Adaptive Sound Modes - Visual representation of the four distinct sound modes available for various environments.

- **Speech Enhancement:** Optimize clarity for conversations.
- **Tuning:** Fine-tune frequency settings for a personalized auditory experience.
- **Bluetooth Streaming:** Stream audio from your phone, TV, or other Bluetooth-enabled devices directly to your hearing aids.

CHARGING AND BATTERY LIFE

The ELEHEAR Alpha Pro offers impressive battery life for extended use.

- **Hearing Aids:** Up to 20 hours of continuous use on a single charge.
- **Charging Case:** Provides an additional 7 full charges, extending total usage time to approximately 160 hours.

Charging Process:

1. Place the hearing aids securely into their respective slots in the charging case.
2. Close the charging case. The indicator lights on the case will show the charging status.
3. To charge the case itself, connect it to a USB power adapter using the provided USB Type-C cable.



Figure 8: Extended Battery Life - The image highlights the impressive 160-hour total battery life provided by the hearing aids and their charging case.

MAINTENANCE AND CARE

Proper maintenance ensures the longevity and optimal performance of your hearing aids.

- **Daily Cleaning:** Gently wipe the hearing aids and ear domes with a soft, dry cloth to remove any earwax or debris. Use the provided multifunction tool for hard-to-reach areas.
- **Ear Dome Replacement:** Replace ear domes regularly (e.g., every 1-3 months, or as needed) to maintain hygiene and sound quality.
- **Storage:** Store the hearing aids in their charging case when not in use to protect them from dust, moisture, and physical damage.
- **Avoid Moisture:** Although sweatproof, avoid prolonged exposure to excessive moisture. Do not submerge the devices in water.

- **Temperature:** Store and operate the hearing aids within recommended temperature ranges to prevent damage to the battery and internal components.

Sweatproof Design for Durability

Advanced Vacuum Coating on PCBA and Batteries Ensuring Enduring Quality



Figure 9: Sweatproof Design - The image emphasizes the durable, sweatproof construction of the hearing aids, suitable for active lifestyles.

TROUBLESHOOTING

If you encounter any issues with your ELEHEAR Alpha Pro hearing aids, please refer to the following common solutions:

Problem	Possible Cause	Solution
---------	----------------	----------

Problem	Possible Cause	Solution
No Sound/Low Volume	Low battery; clogged ear dome; incorrect volume setting.	Charge hearing aids/case; clean or replace ear dome; adjust volume via app or on-device.
Feedback/Whistling	Improper fit; earwax buildup; ear dome too small.	Re-insert hearing aid for a snug fit; clean ear canal; try a larger ear dome.
Cannot Connect to App/Bluetooth	Bluetooth off; hearing aids not in pairing mode; app issue.	Ensure Bluetooth is on; remove/re-insert aids to re-enter pairing mode; restart app/phone.
Short Battery Life	Aging battery; frequent streaming; extreme temperatures.	Ensure full charge; reduce streaming time; avoid extreme temperatures.

If the issue persists after trying these solutions, please contact ELEHEAR customer support.

SPECIFICATIONS

- **Model Number:** Alpha Pro
- **Product Dimensions:** 1.29 x 0.35 x 0.6 inches
- **Item Weight:** 5.78 ounces
- **Batteries:** 2 Lithium Ion batteries required (included)
- **Manufacturer:** ELEHEAR
- **ASIN:** B0DDXYB7CP
- **Connectivity:** Bluetooth 5.3
- **Gain:** Up to 37dB

IMPORTANT SAFETY INFORMATION

Please read and understand all safety information before using your ELEHEAR Alpha Pro hearing aids.

- This device is intended for adults 18 years and older with mild to moderate hearing loss.
- Do not attempt to self-diagnose or treat severe hearing loss. Consult a healthcare professional if you experience sudden or significant hearing changes.
- Keep out of reach of children and pets. Small parts may pose a choking hazard.
- Avoid exposing the device to extreme temperatures, direct sunlight, or high humidity.
- Do not use if the device appears damaged.
- Statements regarding dietary supplements have not been evaluated by the FDA and are not intended to diagnose, treat, cure, or prevent any disease or health condition. (*Note: This disclaimer is from the original product data and is included as per instructions to use provided information.*)

WARRANTY AND SUPPORT

ELEHEAR provides professional local support to ensure your satisfaction.

- **Support Period:** 12-month support is provided.
- **Contact:** For any questions, technical assistance, or warranty claims, please contact ELEHEAR customer support. Refer to the contact information provided in your Quick Start Guide or on the official ELEHEAR website.







Local Professional Support

Providing You a Worriless Experience



Figure 10: Dedicated Support - The image represents the 12-month professional support offered by ELEHEAR for their products.

Related Documents - Alpha Pro

	<p>ELEHEAR Alpha Pro OTC Hearing Aids User Manual</p> <p>Comprehensive user manual for the ELEHEAR Alpha Pro OTC hearing aids, detailing setup, operation, maintenance, troubleshooting, and warranty information for users with mild to moderate hearing impairment.</p>
	<p>ELEHEAR Beyond OTC User Manual: Comprehensive Guide to Your Hearing Aids</p> <p>Explore the ELEHEAR Beyond OTC User Manual for detailed instructions on setup, operation, maintenance, and troubleshooting of your advanced hearing aids. Enhance your hearing experience with ELEHEAR.</p>
	<p>ELEHEAR Beyond Pro User Manual</p> <p>User manual for the ELEHEAR Beyond Pro hearing aids, covering setup, operation, maintenance, troubleshooting, and safety information.</p>
	<p>ELEHEAR Alpha User Manual</p> <p>User manual for ELEHEAR Alpha hearing aids, detailing introduction, accessories, product structure, operation guide, charging, wearing, maintenance, troubleshooting, precautions, technical parameters, FCC warnings, and product warranty.</p>
	<p>ELEHEAR Beyond Hearing Aids User Manual: Operation, Setup, and Troubleshooting Guide</p> <p>Official user manual for ELEHEAR Beyond Hearing Aids. Learn about setup, operation, maintenance, troubleshooting, Bluetooth, and safety. Download the ELEHEAR app and find support.</p>
	<p>ELEHEAR Beyond Hearing Aids Test Report - FCC Compliance</p> <p>This document presents the test report for ELEHEAR Beyond Hearing Aids (Model RIC 03 series) conducted by Centre Testing International Group Co., Ltd., detailing compliance with FCC Part 15 Subpart C regulations.</p>