

manuals.plus /

› **BIGGERFIVE** /

› **BIGGERFIVE Smart Watch for Kids Instruction Manual**

BIGGERFIVE BW02

BIGGERFIVE Smart Watch for Kids Instruction Manual

Model: BW02

1. INTRODUCTION

The BIGGERFIVE Smart Watch for Kids is designed to encourage healthy habits and provide entertainment for children aged 5-16. This versatile device offers a range of features including activity tracking, health monitoring, and interactive games, all within a durable and child-friendly design. This manual provides essential information for setting up, operating, maintaining, and troubleshooting your new smart watch.



Image: The BIGGERFIVE Smart Watch, showcasing its sleek design and digital display.

2. KEY FEATURES

- **All-Day Activity Tracking:** Automatically counts steps, distance, calories burned, and active minutes. Supports 80 sports modes including walking, running, cycling, swimming (IP68 Waterproof), basketball, and more.
- **Flexible Usage:** Can be used independently without an app or phone. For extended functions, it is compatible with Android 6.0+ and iOS 9.0+ smartphones via the BIGGERFIVE APP.
- **Comprehensive Health Monitoring:** Monitors real-time heart rate and tracks sleep patterns to promote well-being.
- **Customizable Watch Face & 1.8" HD Touch Screen:** Features a vibrant 1.8" HD touch screen and offers 100+ exquisite cloud dials in the BIGGERFIVE APP. Users can also upload custom photos for personalized watch faces.
- **5 Puzzle Games with Parental Control:** Includes 5 built-in puzzle games to train reaction and calculation abilities. Parents can restrict game time through the BIGGERFIVE APP.

- **Encourages Healthy Habits:** Motivates children to develop good exercise habits and stay healthier.

No APP/Phone Required



No APP:



Heart
rate



Sleep
monitoring



IP68
waterproof



And
more

With APP:



80 sports
modes



100+
watch faces



Call/Message
reminders



And
more

With APP You could experience more features.



Image: Overview of the smart watch's capabilities, emphasizing its dual functionality with and without the companion app.

Tracking Activities



8000/8000 Steps



2.01/2.00 mi



320/300 Kcal



80

Sports Modes

Image: Illustration of the watch's activity tracking and extensive sports mode options.

Have a Better Sleep



Image: The smart watch's sleep monitoring feature, providing detailed sleep analysis.

Worry Less, Care More

24/7 heart rate tracking



73-109 bpm
HR Range

86 bpm
Resting HR

Image: The watch's 24/7 heart rate tracking capability.

5 Puzzle Games

Parents can limit game time in
APP BIGGERFIVE.



Image: The smart watch's built-in puzzle games and parental control features for managing game time.

3. SETUP

3.1 Initial Charging

Before first use, fully charge the smart watch. Connect the magnetic charging cable to the charging points on the back of the watch and plug the USB end into a standard USB power adapter (not included). A full charge typically takes less than 2 hours.

Reliable Battery Performance



> 25 Days
Standby time



≈ 7 Days
Normal use



≈ 14 Days
Light use



< 2 Hours
Fast charge



Note: Battery life varies with use and other factors.

Image: The smart watch being charged, illustrating its reliable battery performance.

3.2 Power On/Off

- **Power On:** Press and hold the side button until the screen lights up.
- **Power Off:** Navigate to the 'Settings' menu on the watch, then select 'Power Off' or 'Shutdown'. Confirm your choice.

3.3 Initial Configuration (Without App)

The watch can be used independently without the need for a smartphone app. Upon first power-on, you can set the time, date, and language directly on the watch screen.

3.4 App Connection (Optional)


To unlock advanced features and data synchronization, download the BIGGERFIVE APP. Scan the QR code displayed on the watch screen or on the product packaging to download the app from your device's app store. Follow the in-app instructions to pair your watch.



Standalone Mode

No phone or app is needed. Your child's data will only be stored in the watch, so you don't have to worry about any privacy security.

Image: The watch's standalone mode, emphasizing data privacy without app connection.



Guest mode

Personal data will only be stored in your phone. We may ask you for permission (for example, when you upload a custom photo as a watch face, we may need your photo album permission).

Image: Explanation of Guest Mode within the app, where data is stored locally on the phone.



Start to Use

Log In

Login mode

You need to register an account, and we will help you save your child's data permanently. Please rest assured that your child's information will always be well protected.

Image: Explanation of Login Mode within the app, allowing for permanent data storage.

4. OPERATING THE SMART WATCH

4.1 Navigation

The watch features a full touch screen for easy navigation. Swipe left/right, up/down to browse through menus and functions. Tap to select an option.

4.2 Core Functions

- **Activity Tracking:** Access the 'Activity' icon to view steps, distance, and calories.
- **Sports Modes:** Select the 'Workout' or 'Sports' icon to choose from 80 different activities.
- **Heart Rate Monitoring:** Tap the 'Heart Rate' icon to measure your current heart rate.
- **Sleep Monitoring:** The watch automatically tracks sleep. View sleep data in the 'Sleep' section.
- **Puzzle Games:** Find the 'Games' icon to play the 5 built-in puzzle games.
- **Clock & Tools:** Access features like alarm, stopwatch, and timer from the main menu.

4.3 Customization

- **Watch Faces:** Long-press the home screen to change watch faces directly on the watch. For more options (100+ cloud dials) or to use custom photos, use the BIGGERFIVE APP.

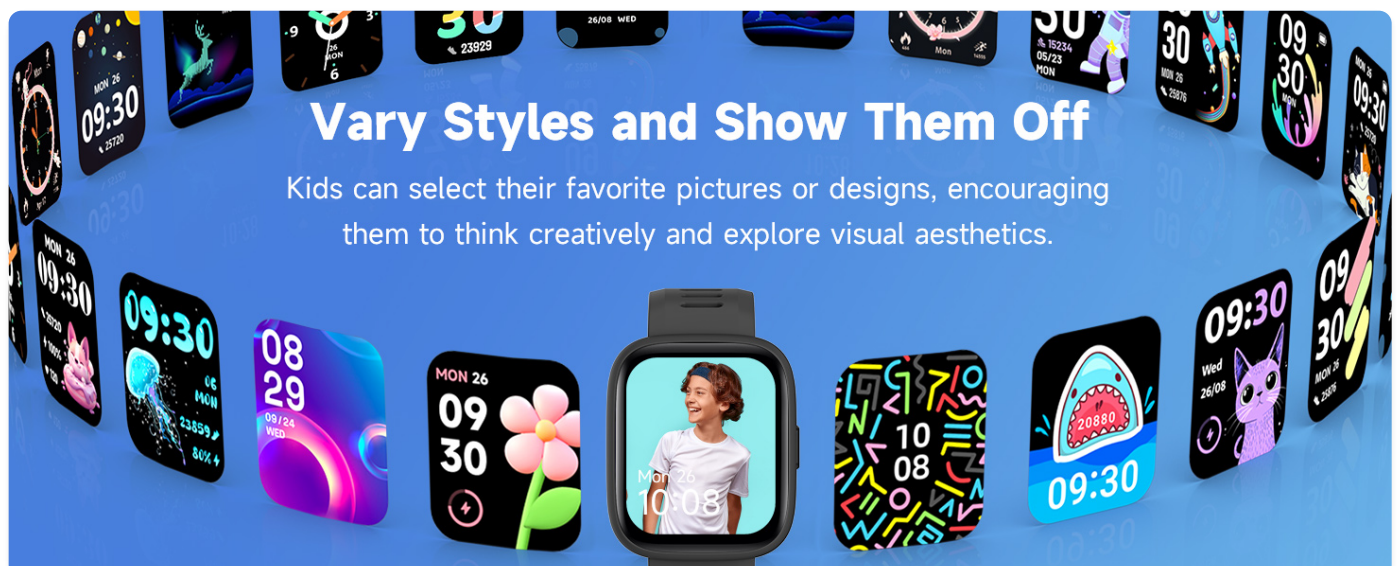


Image: The wide range of customizable watch faces available for the smart watch.

4.4 Parental Controls & Reminders (via App)

When connected to the BIGGERFIVE APP, parents can:

- **Limit Game Time:** Set restrictions on when and how long games can be played.
- **Set Reminders:** Configure reminders for drinking water, taking medicine, waking up, and other important activities.

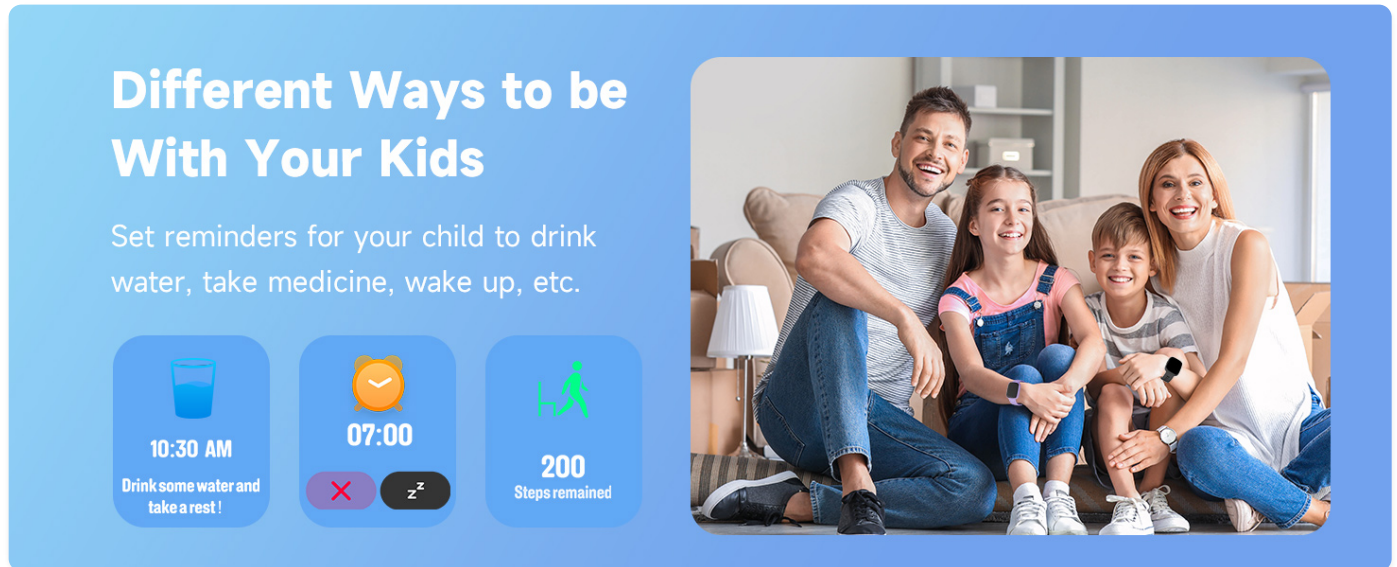


Image: The app's reminder features to help children develop healthy routines.

Video: An official product video demonstrating the features and usage of the BIGGERFIVE BRAVE 2 Smart Watch for Kids.

5. MAINTENANCE

5.1 Cleaning

Wipe the watch and band regularly with a soft, damp cloth. Avoid using harsh chemicals or abrasive materials, as these can damage the device.

5.2 Water Resistance (IP68)

The watch is IP68 waterproof, meaning it is resistant to submersion up to a maximum depth of 1.5 meters for up to 30 minutes. It is suitable for swimming and daily water activities. However, avoid exposing the watch to hot water, steam, or high-pressure water jets (e.g., in a shower or sauna), as this can compromise the seal.

IP68 Waterproof

No need to take off your watch when doing water activities or swimming in a pool.



Image: The watch's IP68 waterproof rating, suitable for swimming.

5.3 Battery Care

- Charge the watch regularly, avoiding complete discharge for prolonged periods.
- Do not expose the watch to extreme temperatures (hot or cold), as this can affect battery life and performance.

5.4 Storage

When not in use for an extended period, store the watch in a cool, dry place, away from direct sunlight.

5.5 Skin Irritation

Some individuals may experience skin irritation due to prolonged contact with the watch band, especially if it's too tight or if moisture is trapped underneath. To prevent this:

- Ensure the watch band is not too tight; there should be enough space for air circulation.
- Clean the watch band regularly, especially after exercise or exposure to sweat/water.
- If irritation occurs, remove the watch and consult a doctor if symptoms persist.

6. TROUBLESHOOTING

If you encounter issues with your BIGGERFIVE Smart Watch, try the following solutions:

Problem	Possible Solution
Watch does not turn on or charge.	<p>Ensure the charging cable is securely connected to both the watch and the power source.</p> <p>Try a different USB power adapter or USB port.</p> <p>Clean the charging contacts on the watch and cable.</p> <p>Allow the watch to charge for at least 30 minutes before attempting to turn it on.</p>
App connection issues.	<p>Ensure Bluetooth is enabled on your smartphone.</p> <p>Make sure the watch is within Bluetooth range of your phone.</p> <p>Restart both the watch and your smartphone.</p> <p>Update the BIGGERFIVE APP to the latest version.</p> <p>If previously paired, try unpairing and re-pairing the device.</p>

Problem	Possible Solution
Inaccurate activity/health data.	Ensure the watch is worn correctly on the wrist, not too loose or too tight. For heart rate, ensure the sensor is clean and in good contact with the skin. Calibrate step tracking if available in the app settings.
Screen displays lines or is unresponsive.	Restart the watch. Ensure the screen is clean and dry. If the issue persists, contact customer support.
Games are not working or are restricted.	Check parental control settings in the BIGGERFIVE APP to ensure games are not restricted. Ensure the watch software is up to date.

7. SPECIFICATIONS

Feature	Detail
Model Name	BW02
Brand	BIGGERFIVE
Screen Size	1.8 Inches
Product Dimensions	8.66 x 1.57 x 0.47 inches
Item Weight	3.2 ounces
Batteries	1 Lithium Ion batteries required (included)
Special Features	Heart Rate/Sleep Monitor/Vibrating Alarm/Puzzle Games/Step Counter/IP68 Waterproof
Connectivity Technology	Bluetooth
Wireless Communication Standard	Bluetooth
GPS	GPS Via Smartphone
Manufacturer	BIGGERFIVE
Country of Origin	China

Size and Package Contents

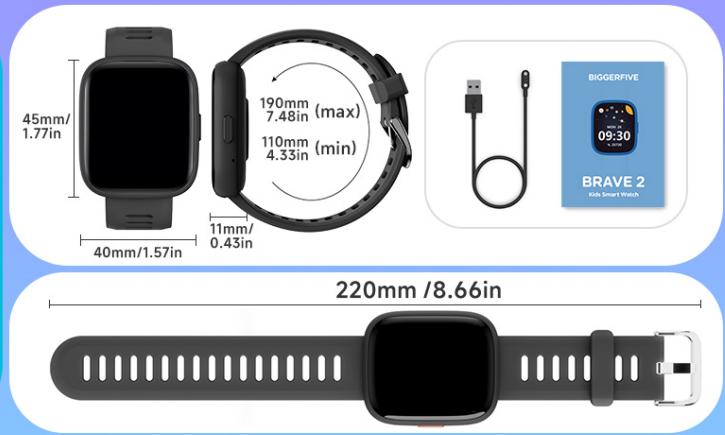


Image: Dimensions and package contents of the BIGGERFIVE Smart Watch.

8. WARRANTY AND SUPPORT

8.1 Warranty Information

Specific warranty details for your BIGGERFIVE Smart Watch are typically provided with the product packaging or can be found on the official BIGGERFIVE website. Please refer to these resources for information regarding warranty coverage, terms, and conditions.

8.2 Customer Support

For further assistance, technical support, or inquiries not covered in this manual, please contact BIGGERFIVE customer service. Contact information can usually be found on the product packaging, the official BIGGERFIVE website, or through your retailer's support channels.