

JZBRAIN FE-7204B

JZBRAIN Sequential Air Compression Recovery System User Manual (Model FE-7204B)

This manual provides comprehensive instructions for the safe and effective use of your JZBRAIN Sequential Air Compression Recovery System.

1. INTRODUCTION AND OVERVIEW

The JZBRAIN Sequential Air Compression Recovery System is designed to provide dynamic compression massage for your legs, promoting circulation, relieving muscle aches, and aiding in recovery. This system utilizes advanced air compression technology to deliver targeted pressure across the feet, calves, knees, and thighs, offering a customizable and relaxing experience.



Figure 1: JZBRAIN Sequential Air Compression Recovery System components.

2. PRODUCT FEATURES

- **Advanced Air Compression Technology:** Utilizes 5 independently controlled air chambers for sequential dynamic compression, simulating rhythmic squeezing and release.
- **Customizable Compression:** Offers 3 intensity levels (100, 120, 140 mmHg) for adjustable massage.
- **Adjustable Recovery Modes:** Features 6 compression modes to personalize your massage experience.
- **Smart Timing:** Includes 3 timer options (15, 20, 25 minutes) for convenient session duration.
- **Fast & Efficient Inflation:** High-speed air pump inflates in approximately 30 seconds.
- **Low-Noise Performance:** Operates at 50-55 dB for a quiet and comfortable experience.
- **Durable Construction:** Crafted with premium polyamide fiber and reinforced stitching for long-term use.

- **Smart Control Unit:** Features an LCD screen for easy mode, intensity, and timer selection.

360° Full-Leg Compression Therapy System with 4 ZONES

4 independently controlled air chambers deliver complete leg relaxation or targeted relief, adapting to your needs for daily recovery or focused muscle relief.



Automatic Full Leg Massage



Individual Zone Massage



Figure 2: Detailed view of the Smart Control Unit with LCD screen.

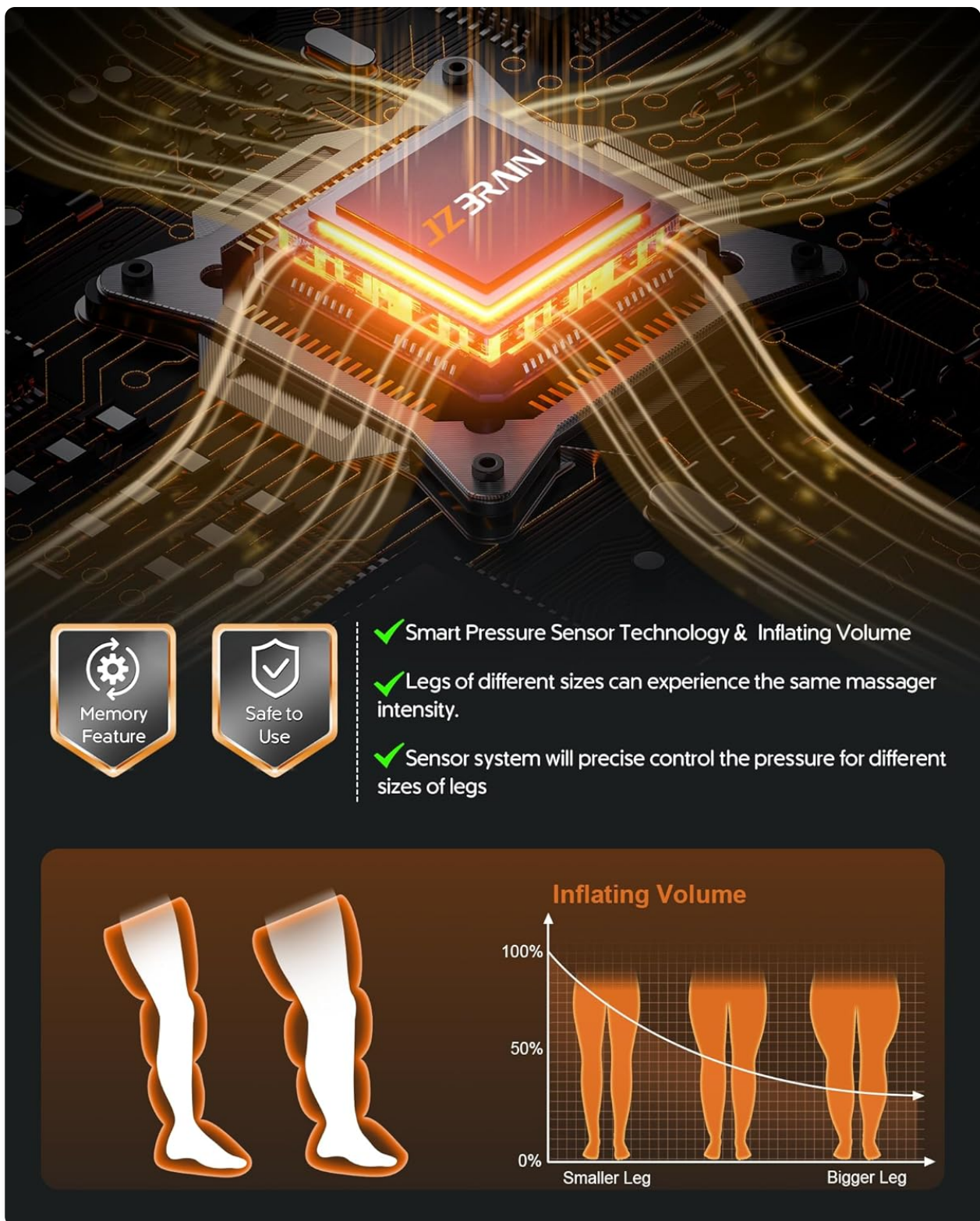


Figure 3: Overview of available timer, intensity, and mode settings.

3. SAFETY INFORMATION & PRECAUTIONS

Important Safety Information:

- High pressure may cause discomfort to sensitive individuals. Always use the device as intended and follow electrical safety guidelines when handling the power cord.

Do Not Use If:

- You are a pregnant woman.

- You are a heart patient or use implanted medical electronic devices, such as a cardiac pacemaker.
- You have cerebral hemorrhage, deep venous thrombosis, clots, or tumors.
- You have abnormal blood pressure or acute cardiovascular/cerebrovascular conditions.
- You suffer from purulent inflammation.

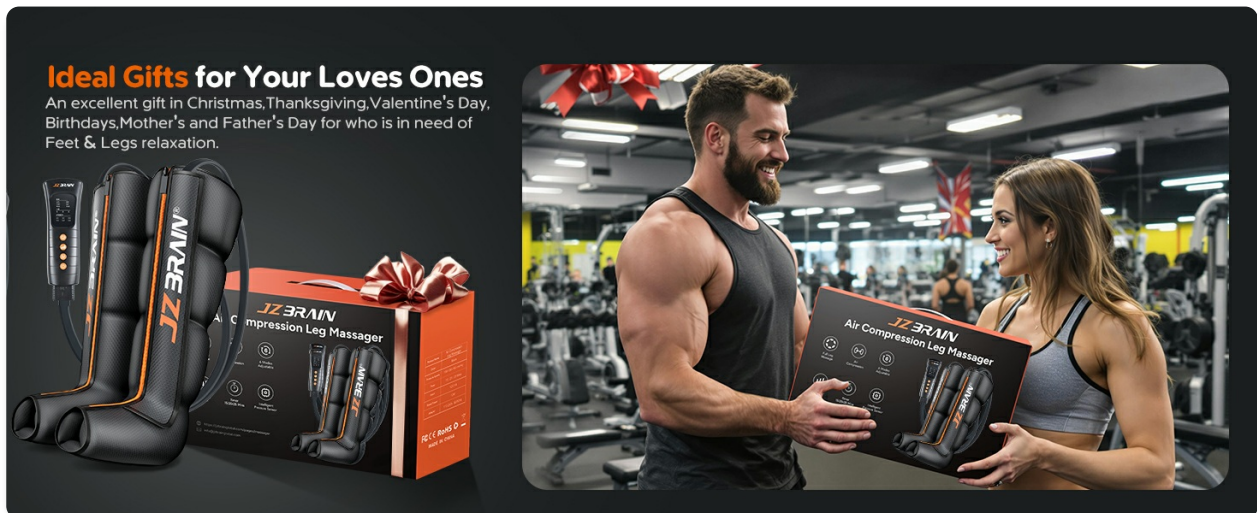


Figure 4: Visual representation of contraindications for use.

4. SETUP & ASSEMBLY

1. Unpack all components: leg sleeves, control unit, power adapter, and user manual.
2. Connect the air hoses from the leg sleeves to the designated ports on the control unit. Ensure a secure connection.
3. Plug the power adapter into the control unit and then into a compatible 110V power outlet.
4. Place your legs into the sleeves, ensuring a comfortable fit. Use the reinforced dual-zipper system to adjust if needed.

Your browser does not support the video tag.

Video 1: Demonstration of JZBRAIN Leg Compression Massager setup and initial use.

5. OPERATING INSTRUCTIONS

Power On/Off:

- Press and hold the power button on the control unit for 1.5 seconds to turn the device on.
- To turn off, press and hold the power button again for 1.5 seconds. The system will shut down and enter standby mode.

Selecting Modes:

The device offers 6 compression modes. Press the 'M' (Mode) button to cycle through the available options:

- **M1-M3 (Full Leg Massage):** Auto mode, Pinch mode, Press mode.
- **M4-M6 (Individual Massage):** Foot mode, Leg mode, Thigh mode.

Adjusting Intensity:

Choose from 3 intensity levels (100, 120, 140 mmHg) using the intensity button on the control unit. Start with the lowest setting and gradually increase to your comfort level.

Setting the Timer:

Select your desired session duration using the timer button. Options include 15, 20, and 25 minutes. The device will automatically shut off once the timer expires.

Your browser does not support the video tag.

Video 2: Detailed demonstration of the JZBRAIN leg compression recovery system's features and controls.

6. SIZING & FIT

The leg massager is designed to fit inseams 32 inches or less ($\leq 32"$) and upper thigh circumferences up to 26". It features a reinforced dual-zipper system for a comfortable and secure fit for most users. Please refer to the size chart below before purchase to ensure the correct fit.



Figure 5: Size chart for JZBRAIN leg compression boots.

7. MAINTENANCE & STORAGE

Cleaning:

- To clean the boots, simply wipe them with a soft, damp cloth.
- Avoid submerging the device in water or using harsh chemicals to maintain its quality and durability.

Storage:

- Store the massager in a dry, cool place, away from humidity, high temperatures, and other environmental extremes.
- The included carrying bag (Figure 6) is ideal for organized storage and transport.

3 Timer

15 Mins

20 Mins

25 Mins



3 Intensity

100 mmhg
Low Intensity



Relaxing Massage

120 mmhg
Medium Intensity



Deep Massage

140 mmhg
High Intensity



Professional Massage

6 Modes

M1-M2-M3 Full legs Massage

M1
Auto mode



M2
Pinch Mode



M3
Press Mode



M4-M5-M6 Individual Massage

M4
Foot Mode



M5
Leg Mode



M6
Thigh Mode



Figure 6: Product components and carrying bag for storage.

8. TROUBLESHOOTING

Common Issues & Solutions:

- **Product cannot start:** Ensure the device is properly plugged into a 110V power outlet. If battery-operated, ensure it is charged.
- **No pressure or low pressure:** Check all hose connections for secure fit. Ensure the correct intensity level is selected.
- **Discomfort during use:** Stop the device immediately. Unzip the leg sleeves to release pressure.

Consult a doctor if discomfort persists.

Your browser does not support the video tag.

Video 3: General overview of leg compression boots, useful for understanding basic operation.

9. SPECIFICATIONS



- **Product Dimensions:** 9.5 x 4.72 x 14 inches
- **Item Model Number:** FE-7204B
- **Weight:** 5.07 Pounds
- **Manufacturer:** Xiamen Healthpal Electronic Co., Ltd
- **Power Source:** Corded Electric (Plug-in only, 110V)
- **Noise Level:** 50-55 dB
- **Material:** Polyamide Fiber

10. WARRANTY & SUPPORT

The JZBRAIN Sequential Air Compression Recovery System comes with a 24-month warranty. For any issues or support needs, please contact JZBRAIN customer service. This warranty covers manufacturing defects and ensures hassle-free replacements.

- **Warranty Period:** 24 Months
- **Contact:** Refer to the contact information provided in your product packaging or visit the official JZBRAIN website for support.

Related Documents - FE-7204B

	<p>Nekteck Air Compression Full Zipper Leg Massager Instruction Manual - Model FE-7204B</p> <p>This instruction manual provides detailed information on the Nekteck Air Compression Full Zipper Leg Massager (Model FE-7204B), covering setup, operation, safety precautions, care, troubleshooting, warranty, and customer support.</p>
	<p>Nekteck Air Compression Leg Massager User Manual (Model FE-7204B)</p> <p>Official user manual for the Nekteck Air Compression Leg Massager (Model FE-7204B). Provides detailed instructions on safe operation, setup, maintenance, troubleshooting, and warranty information for optimal use.</p>



[Nuaer FE-7204A Air Compression Leg Massager Instruction Manual](#)

Comprehensive instruction manual for the Nuaer FE-7204A Air Compression Leg Massager, covering safety precautions, product specifications, usage methods, cleaning, storage, common problems, and troubleshooting. This guide helps users operate the device safely and effectively for muscle relaxation and improved circulation.



[COMFIER FE-7204B Air Compression Leg Massager User Manual](#)

Comprehensive user manual for the COMFIER FE-7204B Air Compression Leg Massager, detailing safety instructions, operating procedures, features, technical specifications, and troubleshooting for optimal use and care.



[COMFIER FE-7204B Compression Leg Massager User Manual and Safety Guide](#)

Comprehensive user manual and safety guide for the COMFIER FE-7204B Compression Leg Massager, covering features, operation, maintenance, troubleshooting, and warranty information.



[HealthPal Air Compression Leg Massager FE-7204B Owner's Manual](#)

Owner's manual for the HealthPal Air Compression Leg Massager, Model FE-7204B. Provides instructions on usage, safety precautions, maintenance, troubleshooting, and specifications for optimal use and care.