

Ring Outdoor Cam Pro Plug-In

Ring Outdoor Cam Pro, Plug-In Instruction Manual

Model: Outdoor Cam Pro Plug-In

INTRODUCTION

The Ring Outdoor Cam Pro, Plug-In, is a high-definition security camera designed for outdoor use at homes and businesses. It provides advanced surveillance features to help monitor your property effectively.

- **Retinal 4K Video:** Capture clear video footage with 4K resolution.
- **10x Enhanced Zoom:** Magnify details in your video feed.
- **Low-Light Sight:** Experience true color video in low ambient light and crisp black-and-white in total darkness.
- **3D Motion Detection:** Receive precise alerts based on radar-powered motion detection.
- **Two-Way Talk:** Communicate with visitors or deter intruders using the built-in speaker and microphone.
- **Weather Resistant:** Designed for outdoor installation in various weather conditions.

WHAT'S IN THE BOX

Verify that all components are present before beginning installation:

- Ring Outdoor Cam Pro, Plug-In (2nd Gen)
- Outdoor/Indoor Power Adapter (USB-C, 17.8-ft.)
- Installation Hardware
- Setup Guide
- Warranty and Safety Document
- Security Sticker

SETUP AND INSTALLATION

The estimated installation time for the Ring Outdoor Cam Pro is approximately 10 minutes. This camera requires a standard power outlet and can be mounted on a vertical or horizontal surface.

Power Requirements

The camera is powered by the included USB-C 17.8-ft. (5.45-m.) 20W Outdoor/Indoor Power Adapter. This is a plug-in

only model and does not support battery operation.

Connectivity

The camera connects via Wifi 6 (802.11ax) with dual-band support for 2.4GHz and 5.0GHz networks. A recommended minimum upload speed of 15 Mbps is advised for optimal performance. Video resolution may vary based on internet bandwidth.

Mounting Options

The Ring Outdoor Cam Pro offers flexible mounting options for various outdoor locations. Ensure the camera is positioned to cover the desired area.

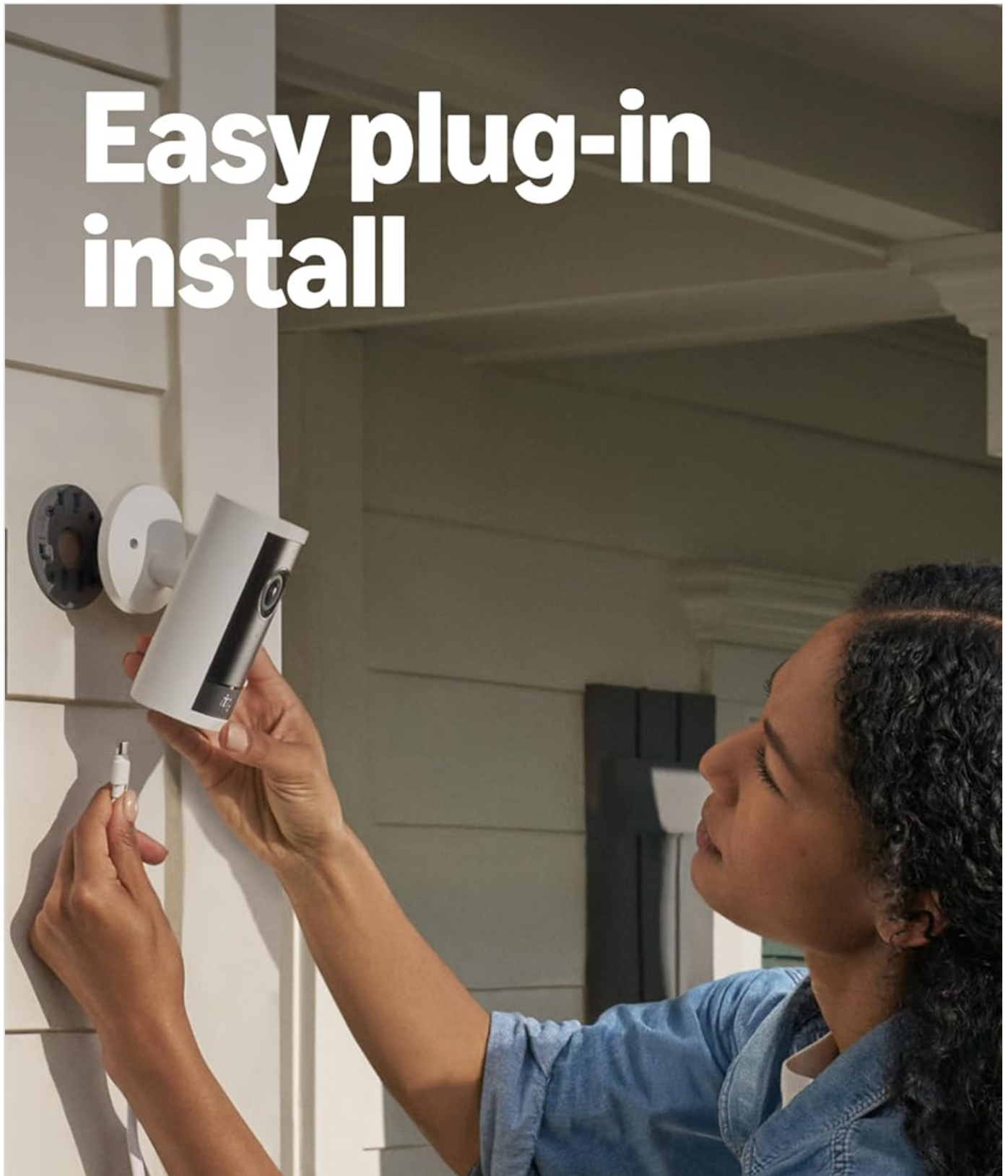





Image: Easy plug-in installation of the Ring Outdoor Cam Pro. The camera is being connected to its power adapter on an exterior wall.

Plug-in power. Flexible mounting.



Ceiling




Image: Flexible mounting options for the Ring Outdoor Cam Pro, including tabletop, wall, and ceiling installations, along with its dimensions (2.76 in width, 5.72 in height).

OPERATING INSTRUCTIONS

Once installed and connected to the Ring app, your Outdoor Cam Pro provides comprehensive security monitoring.

Video Monitoring

The camera records in 4K video resolution, offering a 140° horizontal and 85° vertical field of view. Utilize the 10x Enhanced Zoom to focus on specific areas within the video feed.





Image: The Ring Outdoor Cam Pro mounted on an exterior wall, highlighting its design and 4K video capability.





Image: A demonstration of the 10x Enhanced Zoom feature, showing a zoomed-in view of a person's face from a wider outdoor camera perspective.

Night Vision

With Low-Light Sight, the camera provides true color video in dimly lit conditions. In complete darkness, it automatically switches to crisp black-and-white night vision to maintain clear detail.



Vision



***Image is simulated. Actual video quality may vary.**

Image: A split image demonstrating Adaptive Night Vision, showing a dark scene on the left and the same scene with a person clearly visible in black-and-white night vision on the right.

Motion Detection and Alerts

The camera features radar-powered 3D Motion Detection, allowing for customizable motion zones. This helps in receiving precise alerts to your phone, reducing false alarms.

3D Motion Detection

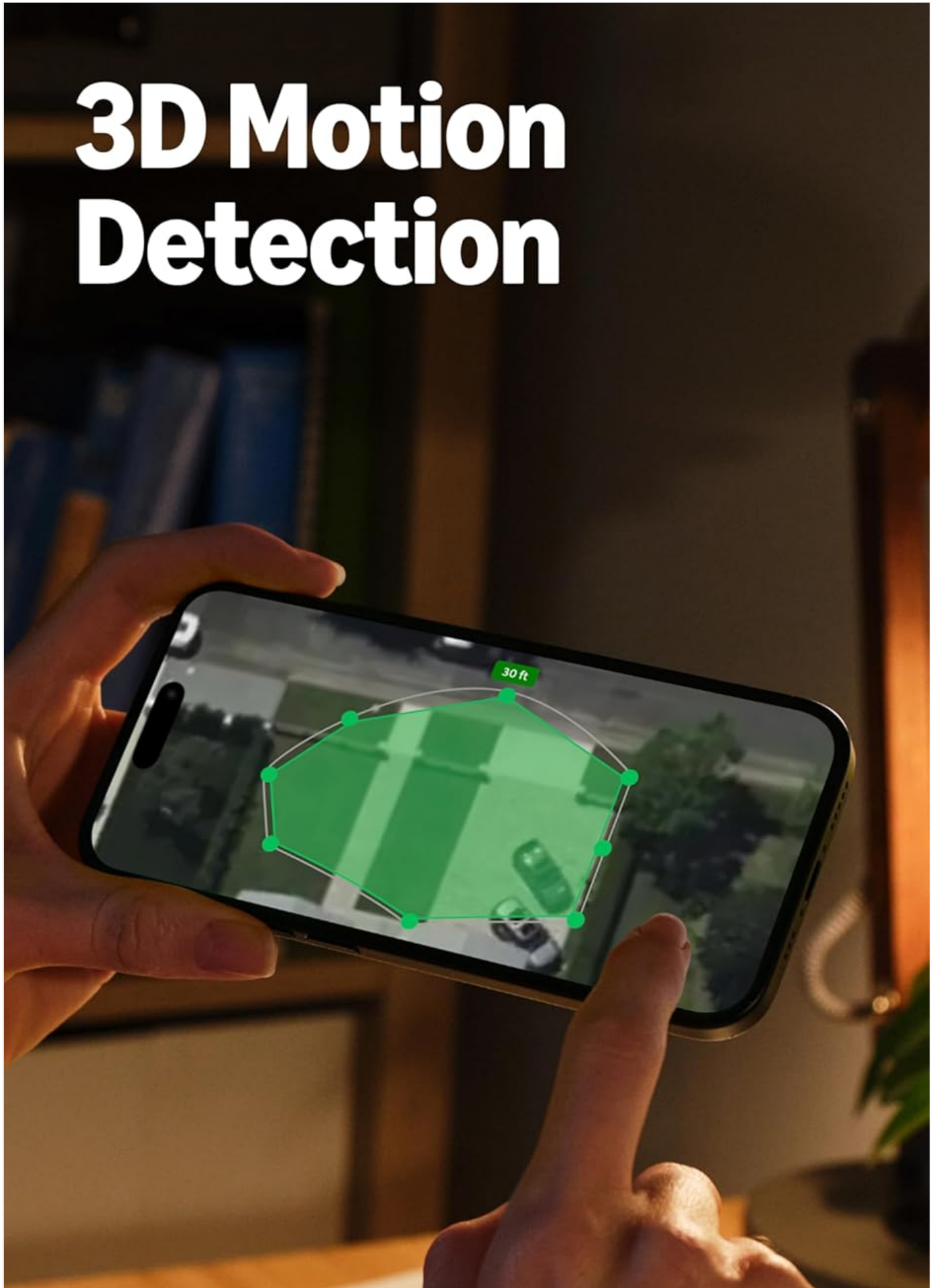




Image: A smartphone displaying the Ring app interface, showing how to set up 3D Motion Detection zones on a map of the monitored area.

Two-Way Talk and Siren

Engage in real-time conversations using the Two-Way Talk feature with Audio+ and advanced noise cancellation. A remote-activated security siren is also available for deterring unwanted activity.

MAINTENANCE

To ensure optimal performance and longevity of your Ring Outdoor Cam Pro, follow these maintenance guidelines:

- **Lens Cleaning:** Periodically clean the camera lens with a soft, damp cloth to remove dust, dirt, or smudges that may affect video clarity.
- **Power Connection:** Regularly check the power adapter and cable for any signs of damage or loose connections. Ensure the plug is securely seated in the outlet.
- **Wi-Fi Signal:** Monitor your Wi-Fi signal strength through the Ring app to ensure a stable connection. Poor signal can lead to interrupted video feeds or missed alerts.
- **Environmental Conditions:** The camera is weather-resistant and designed to operate between -5°F to 120°F (-20.5°C to 48.5°C). In extreme heat and direct sunlight, the camera may temporarily turn off to prevent overheating. Ensure proper ventilation around the camera if possible.
- **Software Updates:** Keep the Ring app and camera firmware updated to benefit from the latest features and security enhancements.

TROUBLESHOOTING

If you encounter issues with your Ring Outdoor Cam Pro, refer to the following common troubleshooting steps:

- **Camera Offline:**
 - Check the power connection to ensure the camera is receiving power.
 - Verify your Wi-Fi network is operational and the signal strength is adequate.
 - Try power cycling the camera by unplugging it for a few seconds and then plugging it back in.
 - Ensure your router is within range and not obstructed.
- **Poor Video Quality:**
 - Confirm your internet upload speed meets the recommended minimum of 15 Mbps.
 - Clean the camera lens for any obstructions or smudges.
 - Video quality can be affected by internet bandwidth and device temperature.
- **Motion Detection Issues:**
 - Review your 3D Motion Detection zone settings in the Ring app to ensure they cover the desired areas.
 - Adjust motion sensitivity settings if you are receiving too many or too few alerts.

- **Audio Problems:**

- Ensure the microphone and speaker settings are enabled in the Ring app.
- Check for any physical obstructions around the microphone or speaker.
- Environmental factors like strong winds can affect audio clarity.

- **Camera Not Mounting Correctly:**

- Ensure you are using the provided installation hardware.
- The camera is designed for vertical or horizontal surface mounting.

SPECIFICATIONS

Dimensions	2.8 in x 5.7 in x 2.8 in (7 cm x 14.5 cm x 7 cm) including stand base and universal mounting plate
Available Colors	Black, White
Video	4K video resolution, Low-Light Sight, up to 10x Enhanced Zoom
Motion Detection	3D Motion Detection with Customizable Motion Zones
Field of View	140° Horizontal, 85° Vertical
Audio	Two-Way Talk with Audio+ and advanced noise cancellation
Siren	Remote-activated security siren
Power	USB-C 17.8-ft. (5.45-m.) 20W Outdoor/Indoor Power Adapter
Internet Requirements	Recommended minimum upload speed of 15 Mbps for optimal performance. Video resolution may vary depending on internet bandwidth.
Connectivity	Wifi 6 (802.11ax), Dual-band wifi connection @ 2.4GHz, 5.0GHz
Estimated Install Time	10 minutes
Operating Conditions	-5°F to 120°F (-20.5°C to 48.5°C), Weather Resistant. Camera may temporarily turn off when exposed to direct sunlight in extreme heat conditions.
Setup Requirement	Vertical or horizontal surface for mounting, Standard power outlet

WARRANTY INFORMATION

The Ring Outdoor Cam Pro, Plug-In, comes with a **1 Year Limited Warranty**.

This device receives guaranteed software security updates until at least four years after the device is last available for purchase as a new unit on our websites. For specific information regarding your device's software security updates, visit the Software Security Updates section in the Ring Control Center.

SUPPORT

For further assistance, detailed guides, or to contact customer support, please visit the official Ring support website. You can also access additional resources through the Ring app.

For more information on Ring products and services, visit: [Ring Store on Amazon](#)

