

Amaran Ace 25c

Amaran Ace 25c Video Light Instruction Manual

Brand: Amaran | Model: Ace 25c

INTRODUCTION

The Amaran Ace 25c is a compact and versatile RGB portable video light designed for photography and videography. It offers powerful illumination, dual control methods, and various mounting options, making it suitable for a wide range of creative applications. This manual provides essential information for setting up, operating, maintaining, and troubleshooting your device.

WHAT'S INCLUDED

- 1 x amaran Ace 25c light
- 1 x amaran Ace Dome Difuser
- 1 x amaran Ace Lock to Cold Shoe Adapter
- 1 x amaran USB-C Charging Cable (50cm)



Image showing the Amaran Ace 25c light, dome diffuser, cold shoe adapter, and USB-C charging cable included in the box.

KEY FEATURES

- **Compact Size:** 11.8 x 7.7 x 3.3cm / 4.65 x 3.03 x 1.30in, This mini on-camera light is designed for portability and convenience, making it perfect for photography and videography on the go.
- **Powerful Illumination & BOOST Mode:** One-click boost from 25W to 32W. Bare Light Illuminance Up to 5,908 lux @ 0.5m (4,300K), CCT 2,300K to 10,000K, allowing you to capture stunning images and videos in low-light conditions.
- **Dual Control Methods:** On-board and amaran App Wireless Control/ Sidus Link App control. Lighting made easy with simplified, custom controls.
- **amaran Ace Lock Quick Mount:** One-second installation and removal. Compatible with various camera mounts and accessories, can be easily attached to your camera, tripod, or other equipment for versatile lighting setups.
- **Long Battery Life:** With a runtime of up to 4 hours 40 minutes in Silent Mode and 70 minutes in Standard Mode. Super fast charging. 0%-80% in just 1 hour, 80%-100% in 30 minutes
- **Magnetic Design:** Easily attach light to any magnetic surface via built-in back magnetic silicone pad

Compact LED Light

Versatile Features & Long Battery Life



6.5w/280Min
Silent mode



25w/70Min
Standard mode



30w/50Min
Boost mode



0%-100%

DIMMING

2300K-10000K

WARM TO CLOD

3,600

COLOURS

Diagram illustrating key features of the Amaran Ace 25c, including magnets, menu selection, power switch, and USB-C port.

SETUP

Attaching the Diffuser

The Amaran Ace 25c comes with a magnetic dome diffuser for softer light. Simply align the diffuser with the light panel and it will snap into place magnetically.

User-Friendly Design




Image demonstrating the magnetic attachment of the dome diffuser to the Amaran Ace 25c light.

Mounting Options

The light features an Amaran Ace Lock Quick Mount for fast attachment and removal to compatible accessories. It also includes a standard 1/4-20 thread on the bottom and a magnetic design on the back for versatile placement on metal surfaces.

Amaran Ace Lock quick mount bayonet one second removal and installation



Close-up image showing the Amaran Ace Lock quick mount bayonet system for one-second removal and installation.

Powerful Magnetic Suction

Ready to integrate wherever you want



Image showing the Amaran Ace 25c light magnetically attached to a metal pole, highlighting its powerful magnetic suction.

Official product video demonstrating the quick mounting and magnetic features of the Amaran Ace 25c video light.

Charging

The Amaran Ace 25c is rechargeable via its USB-C port. Connect the provided USB-C charging cable to the light and a compatible power source. The light also supports 10W power output, allowing you to charge other devices like phones or cameras in a pinch.

Break the Limits of CCT



Image showing the Amaran Ace 25c light charging a smartphone via its USB-C power output function.

OPERATION

On-Board Controls

The Amaran Ace 25c features an intuitive multi-function knob and dedicated buttons for direct control over settings such as intensity, color temperature (CCT), hue, saturation (HSI), and special effects. The integrated display provides real-time feedback on your adjustments.

Power Output Function

Enable the 10W power output function to charge devices like phones and cameras.



Image highlighting the multi-function knob and display screen for on-board control of the Amaran Ace 25c.

App Control (Sidus Link)

For advanced control and creative effects, the Amaran Ace 25c can be wirelessly controlled via the Sidus Link App. This allows for precise adjustments of color temperature (2,300K to 10,000K), hue, saturation, intensity, and access to various lighting effects directly from your smartphone or tablet.

Power Output Function

Enable the 10W power output function to charge devices like phones and cameras.



Image showing a smartphone screen with the Amaran app interface, demonstrating wireless control capabilities for the light.

Official product video demonstrating the app control features of the Amaran Ace 25c video light, allowing wireless adjustment of settings.

MAINTENANCE

To ensure the longevity and optimal performance of your Amaran Ace 25c, follow these maintenance guidelines:

- **Cleaning:** Keep the device clean by wiping it with a soft, dry cloth. Avoid using harsh chemicals, abrasive materials, or solvents that could damage the finish or internal components.
- **Ventilation:** Ensure the fan vents are clear of obstructions to prevent overheating, especially during extended use or when operating at high brightness levels.
- **Storage:** When not in use, store the light in a cool, dry place, away from direct sunlight and extreme temperatures.
- **Battery Care:** For optimal battery health, avoid fully discharging the battery frequently. If storing for long

periods, charge the battery to approximately 50-70%.

TROUBLESHOOTING

Charging Anomalies

Some users have reported inconsistent charging behavior, particularly when using low-power USB sources. If the charging animation on the display flickers, or the device appears to stop charging unexpectedly, try the following:

- **Re-plug Cable:** Unplug the USB-C cable from both the light and the power source, then plug it back in firmly.
- **Use PD Charger:** Ensure you are using a Power Delivery (PD) compatible charger with sufficient wattage (e.g., 45W or higher) for optimal and consistent charging. Low-power USB ports may not provide enough current for stable charging.

Fan Noise

The Amaran Ace 25c includes a built-in fan for cooling during high-power operation. While generally quiet, some users may experience audible fan noise depending on the operating mode and ambient environment. If fan noise is a concern for audio recording:

- **Silent Mode:** Utilize the Silent Mode setting, which reduces fan activity at the cost of some light output, extending battery life and minimizing noise.
- **Distance:** Position the light further away from microphones or audio recording equipment.

SPECIFICATIONS

Property	Value
Product Dimensions	6.1 x 3.94 x 3.44 inches
Item Weight	1.1 pounds
ASIN	B0DDPY9LSZ
Item model number	Ace 25c
Customer Reviews	4.6 out of 5 stars (53 ratings)
Best Sellers Rank	#118 in On-Camera Video Lights
Date First Available	September 7, 2024
Manufacturer	Aputure
Country of Origin	China
Brand	Amaran
Battery Life (Standard Mode)	70 minutes
Battery Life (Silent Mode)	4 hours 40 minutes
Connectivity Technology	Bluetooth




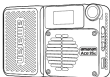




Property	Value
Flash Modes Description	Powerful illumination with adjustable brightness and color temperature
Hardware Interface	Bluetooth



WARRANTY & SUPPORT

For detailed warranty information and customer support, please refer to the official Amaran website or contact their customer service channels.

A digital version of the user manual is available for download:[User Manual \(PDF\)](#)

Related Documents - Ace 25c

<div>  amaran Ace 25c Product Manual English</div>	<p>amaran Ace 25c Portable On-Camera LED Light Product Manual</p> <p>Discover the amaran Ace 25c, a compact and versatile on-camera LED light for mobile creators. This manual covers features, operations, specifications, and safety instructions for the 32W adjustable color light with Ace Lock quick-release mount and magnetic pad.</p>
<div>  amaran Ace 25c Product Manual English</div>	<p>Amaran Ace 25c Product Manual: Features, Operation, and Specifications</p> <p>This comprehensive product manual provides detailed information on the Amaran Ace 25c on-camera LED light, covering its features, components, operational procedures, technical specifications, and important safety guidelines.</p>
<div>  amaran Verge Product Manual English</div>	<p>amaran Verge LED Panel Product Manual - Features, Specifications, and Safety</p> <p>Comprehensive product manual for the amaran Verge LED panel, detailing its features, operations, specifications, installation, safety guidelines, and FCC compliance. Learn how to use the amaran app and Sidus Link for control.</p>
<div>  amaran F22x Product Manual English</div>	<p>amaran F22x Product Manual - Installation, Operation & Specifications</p> <p>This product manual for the amaran F22x LED photography light fixture details its features, installation, operation, safety guidelines, and technical specifications. Learn how to achieve professional lighting effects with this compact and high-performance device.</p>

<div data-bbox="134 107 185 129">amaran</div> <div data-bbox="161 152 266 264"></div> <div data-bbox="178 293 247 342"><p>amaran F22c Product Manual English</p></div>	<div data-bbox="341 219 1150 248">Amaran F22c Product Manual: Features, Specifications, and Operation</div> <div data-bbox="341 259 1414 367"><p>Comprehensive product manual for the Amaran F22c LED photography light. Learn about its features, components, installation, operation, DMX control, app integration, specifications, and photometrics.</p></div>
<div data-bbox="134 551 185 573">amaran</div> <div data-bbox="156 624 266 719"></div> <div data-bbox="172 728 250 763"><p>amaran Ray 120c Produkthandbuch Deutsch</p></div>	<div data-bbox="341 595 753 624">amaran Ray 120c Produkthandbuch</div> <div data-bbox="341 636 1353 743"><p>Benutzerhandbuch für die amaran Ray 120c, eine 120W Vollfarb-Punktlicht-LED. Enthält Anleitungen zur Installation, Bedienung, Menüfunktionen, App-Nutzung, Spezifikationen, Photometrie, Zertifizierungen und Sicherheitshinweise.</p></div>