



Manuals.plus /

- › Kalrin /
- › Kalrin US-HET-02-KL 3-Tier Oval Side Table Instruction Manual

## Kalrin US-HET-02-KL

# Kalrin US-HET-02-KL 3-Tier Oval Side Table Instruction Manual

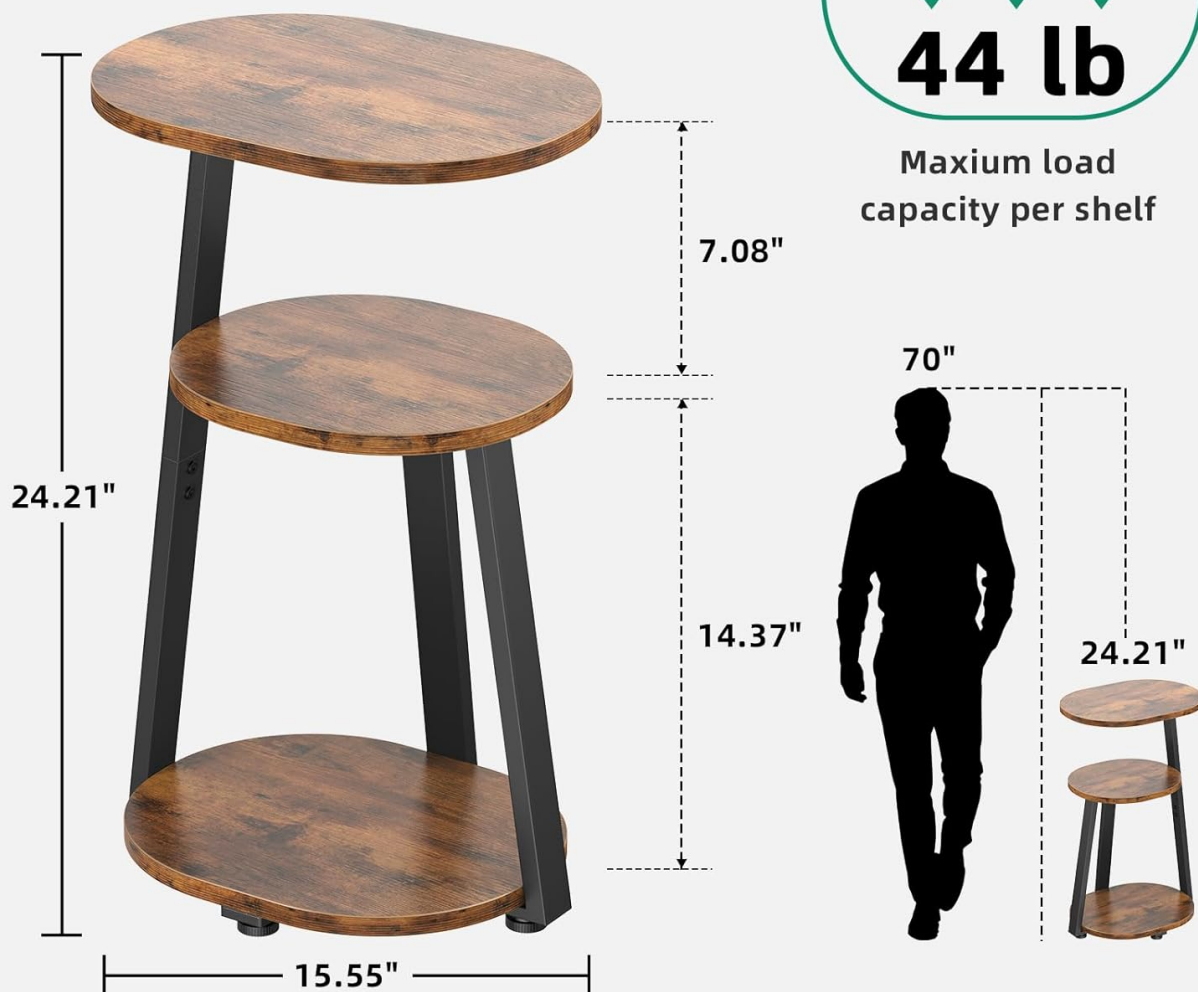
Brand: Kalrin | Model: US-HET-02-KL

## 1. INTRODUCTION

---

Thank you for choosing the Kalrin 3-Tier Oval Side Table. This instruction manual provides detailed guidance for the assembly, usage, and maintenance of your new furniture. Designed with a modern minimalist style, this versatile table features a vintage brown wood-textured tabletop and a sturdy metal frame, making it a functional and stylish addition to any living room, bedroom, or office space.

# Product Size



A full view of the Kalrin 3-Tier Oval Side Table, featuring three oval-shaped shelves in vintage brown wood texture and a black metal frame. The table is designed for versatile use in various rooms.

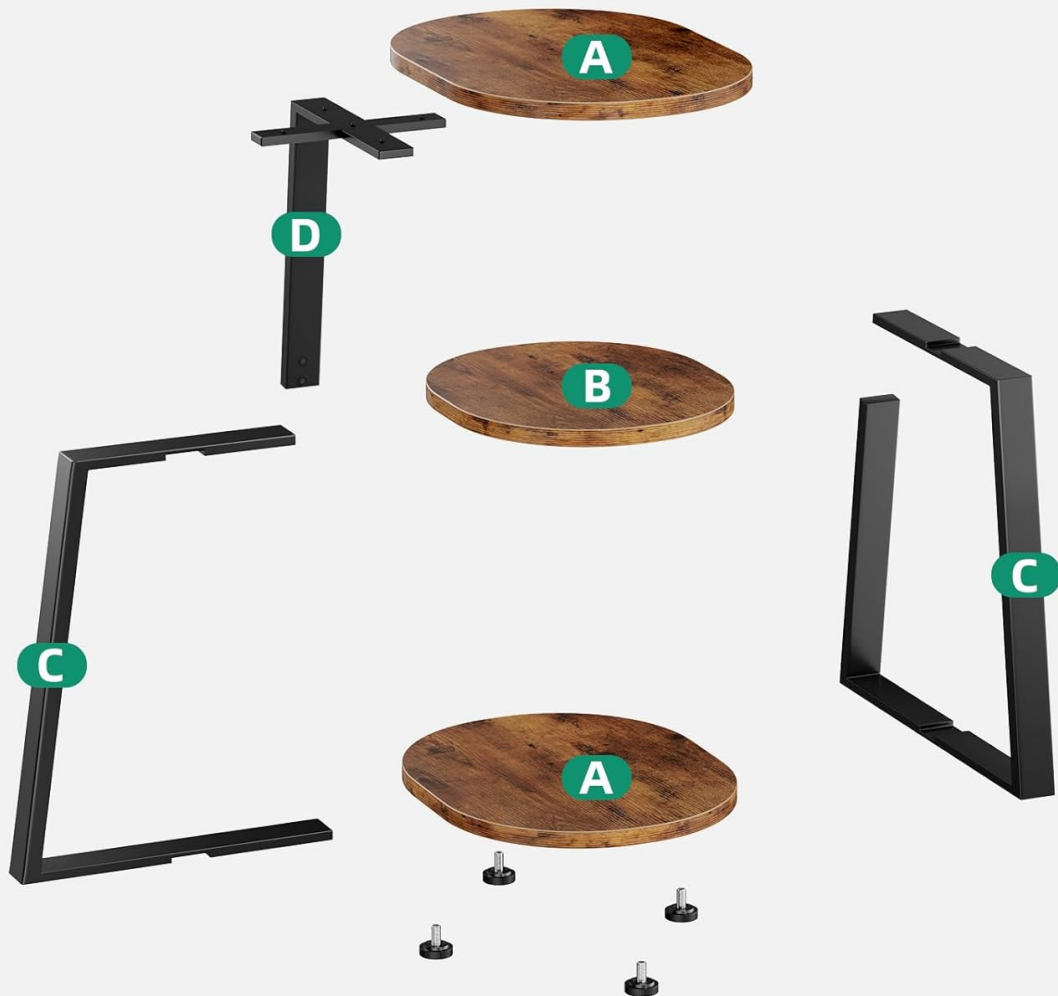
## 2. PACKAGE CONTENTS

Please ensure all components are present before beginning assembly. If any parts are missing or damaged, please contact customer support.

- Oval Shelves (3 pieces)
- Metal Frame Components (various pieces for support structure)
- Assembly Guide
- Installation Tool (Allen key)
- Screws and Fasteners
- Adjustable Feet

# Easy To Assemble

Each parts has a marked sticker for easy installation.



An exploded diagram illustrating the components of the Kalrin 3-Tier Oval Side Table, including the three oval shelves, metal frame pieces, and hardware, with labels for easy assembly.

## 3. SETUP AND ASSEMBLY

Assembly is designed to be straightforward with clear, easy-to-follow instructions and all necessary tools included. It is recommended to assemble the table on a soft, clean surface to prevent scratches.

- 1. Identify Components:** Lay out all the oval shelves and metal frame pieces. Each part is typically marked with a sticker for easy identification, corresponding to the assembly guide.
- 2. Assemble the Base:** Begin by attaching the lower metal frame pieces to the bottom oval shelf using the provided screws and Allen key. Ensure all connections are secure but do not overtighten initially.
- 3. Attach Middle Shelf:** Connect the next set of metal frame pieces to the middle oval shelf, then secure this assembly to the lower structure.
- 4. Install Top Shelf:** Finally, attach the remaining metal frame pieces to the top oval shelf and secure it to the rest of the table structure.
- 5. Tighten All Screws:** Once all parts are in place, carefully tighten all screws to ensure the table is stable and sturdy.

6. **Install Adjustable Feet:** Screw the adjustable feet into the bottom of the table legs. These can be adjusted to level the table on uneven surfaces.

An official seller video showcasing the assembly process and various features of the Kalrin 3-Tier Oval End Table, including its design and functionality.

## 4. USAGE

---

The Kalrin 3-Tier Oval Side Table is designed for multi-functional use and can adapt to various needs within your home. Its compact size makes it ideal for small apartments, bedrooms, or offices, while its elegant design seamlessly fits into any space.

- **Versatile Placement:** Use it as a nightstand next to your bed, a side table by your sofa, or even a small coffee table in the living room. It is suitable for both indoor and outdoor usage.
- **Spacious Storage:** The three oval shelves provide ample space to accommodate a laptop, books, remote controls, decorative items, or plants, helping you keep your items organized and within easy reach.
- **Weight Capacity:** Each shelf has a maximum load capacity of 44 pounds. Do not exceed this weight to ensure stability and prevent tipping or collapse.



The side table positioned beside a light-colored sofa, demonstrating its use as a convenient surface for books and decorative items in a living room.



A visual representation of the table's dimensions (24.21 inches height, 15.55 inches width) and its maximum load capacity of 44 lbs per shelf, with a human silhouette for scale.

## 5. MAINTENANCE

---

To maintain the appearance and longevity of your Kalrin Side Table, follow these simple care instructions:

- **Cleaning:** Wipe the surfaces with a damp cloth for general cleaning. For tougher spots, use a mild soap solution and then wipe dry immediately with a clean, dry cloth.
- **Spills:** Promptly wipe up any spills to prevent staining, especially on the wood-textured surfaces.
- **Avoid Harsh Chemicals:** Do not use abrasive cleaners or strong chemical solvents, as these can damage the finish.
- **Heat Protection:** Use coasters under hot beverages or dishes to protect the tabletop from heat marks.

## 6. SPECIFICATIONS

---

Feature	Detail
Brand	Kalrin
Model Number	US-HET-02-KL
Product Dimensions	15.35"D x 13.78"W x 23.62"H
Item Weight	8.82 Pounds
Maximum Weight Recommendation	44 Pounds (per shelf)
Frame Material	Metal
Top Material Type	Engineered Wood
Number of Shelves	3
Color	Vintage Brown
Shape	Oval
Indoor Outdoor Usage	Indoor, Outdoor
Includes All Assembly Tools	Yes

# Large Oval Shape Design

Large Oval Shape Design




Exquisite wood grain & wear-resistant

A detailed view of one of the oval shelves, emphasizing its spacious surface, exquisite wood grain, and wear-resistant properties, suitable for holding items like a coffee cup.



### Thickened Steel Frame

Thickened steel joints make the structure stronger



### Adjustable Feets

Keep balanced even on uneven ground



### Industrial Particle Wood

Strong and durable without cracking



An infographic detailing the construction features: thickened steel joints for strength, adjustable feet for stability on uneven surfaces, and durable industrial particle wood for the shelves.

## 7. WARRANTY AND SUPPORT

The Kalrin 3-Tier Oval Side Table comes with a **Limited Warranty**. For specific details regarding warranty coverage and duration, please refer to the warranty information provided with your purchase or contact Kalrin customer support.

**Verified by Transparency:** Each item has a unique code that we verify before shipping, ensuring product authenticity and quality.

For any questions, assistance, or to report missing/damaged parts, please contact Kalrin customer support through the retailer's platform or the contact information provided in your product packaging.