

Manuals+

[Q & A](#) | [Deep Search](#) | [Upload](#)

manuals.plus /

› [VASAGLE](#) /

› [VASAGLE LIRY Collection Buffet Cabinet Instruction Manual](#)

VASAGLE UBBK381W01

VASAGLE LIRY Collection Buffet Cabinet Instruction Manual

Model: UBBK381W01

Brand: VASAGLE

1. PRODUCT OVERVIEW

The VASAGLE LIRY Collection Buffet Cabinet (Model UBBK381W01) is a versatile farmhouse-inspired storage unit designed to enhance any room. It features two spacious drawers, two roomy bottom cabinets with adjustable shelves, and integrated cable holes for neat organization. This cabinet can serve as a chic TV stand, a functional coffee bar, a buffet cabinet, or a console table, offering ample storage and a rustic aesthetic.



Figure 1.1: VASAGLE LIRY Collection Buffet Cabinet (Model UBBK381W01).

This image displays the buffet cabinet in a kitchen environment, highlighting its design and storage capabilities. The top surface is adorned with a coffee machine, cups, and decorative items, demonstrating its use as a coffee bar.

Video 1.1: LIRY Collection - Farmhouse Storage That Organizes & Elevates. This video provides an overview of the LIRY Collection, showcasing how these furniture pieces, including the buffet cabinet, can organize and elevate your living space with their farmhouse style.

2. SAFETY INFORMATION

Please read and understand all safety instructions before assembly and use. Keep this manual for future reference.

- When placing electrical appliances on the tabletop, ensure the total weight does not exceed 132 lb (60 kg). The maximum static load capacity for the entire unit is 573 lb (260 kg).
- For safety, be sure to secure the cabinet to the wall with the included anti-tip kit to prevent accidental tipping.
- This product is designed for indoor use only.
- Do not stand or climb on the cabinet.
- Keep small parts away from children during assembly.

Versatile Use

Living Room



Entryway



Figure 2.1: Anti-Tip Kit Installation. This image illustrates the proper installation of the anti-tip kit, which is crucial for securing the cabinet to the wall and ensuring stability.

The anti-tip kit is essential for preventing the cabinet from tipping over, especially in households with children or pets. Ensure it is securely fastened to a wall stud.

3. PARTS LIST

Before beginning assembly, verify that all components listed below are present and undamaged. If any parts are

missing or damaged, please contact customer support.

- 1 x Sideboard Unit (main frame)
 - 2 x Drawers (with dividers)
 - 4 x Doors (with handles)
 - 3 x Adjustable Shelves
 - 1 x Accessory Kit (screws, dowels, etc.)
 - 1 x Anti-Tip Kit
 - 1 x Instructions Manual (this document)
-

4. SETUP AND ASSEMBLY

Assembly is required for this product. It is recommended to have two people for assembly due to the weight and size of the components. A dolly may also be helpful for moving the packaged box.

4.1 Assembly Steps

1. Unpack all components and lay them out on a clean, soft surface to prevent scratches.
2. Follow the detailed step-by-step instructions provided in the included instruction booklet. Pay close attention to diagrams and part labels.
3. Ensure all screws and fasteners are tightened securely, but do not overtighten.
4. Install the anti-tip kit as per the instructions in Section 2.

4.2 Dimensions

VASAGLE

by SONGMICS HOME



Farmhouse-Style Versatile Storage Cabinet

Figure 4.1: Product Dimensions. This diagram provides detailed measurements of the cabinet, including overall dimensions and internal storage spaces for planning placement and organization.

Overall dimensions: 15.7"D x 55.1"W x 31.5"H. Internal shelf and drawer dimensions are also detailed for optimal storage planning.

Video 4.2: VASAGLE Buffet Cabinet. This video demonstrates the assembly process and highlights key features of the buffet cabinet, including its sturdy construction and versatile design.


5. OPERATING INSTRUCTIONS

5.1 Storage Features

The buffet cabinet offers flexible storage solutions to meet various needs:

- **Adjustable Shelves:** Each bottom cabinet features an adjustable shelf with 5 height options, allowing you to customize the space for items of different sizes.
- **Drawer Dividers:** The two spacious drawers come with adaptable dividers, enabling you to organize the drawer space as needed for smaller items like cutlery, coffee pods, or office supplies.
- **Cable Holes:** Hidden cable holes are integrated into the design for neat cord management, especially useful when using the cabinet as a TV stand or coffee bar.

Safe, Sturdy, and Stable



Anti-tip kit secures it to the wall for safety



Back panels with reinforcements enhance stability

Figure 5.1: Removable & Adjustable Shelves. This image illustrates how the adjustable shelves can accommodate items of various sizes, providing flexible storage options within the cabinet.

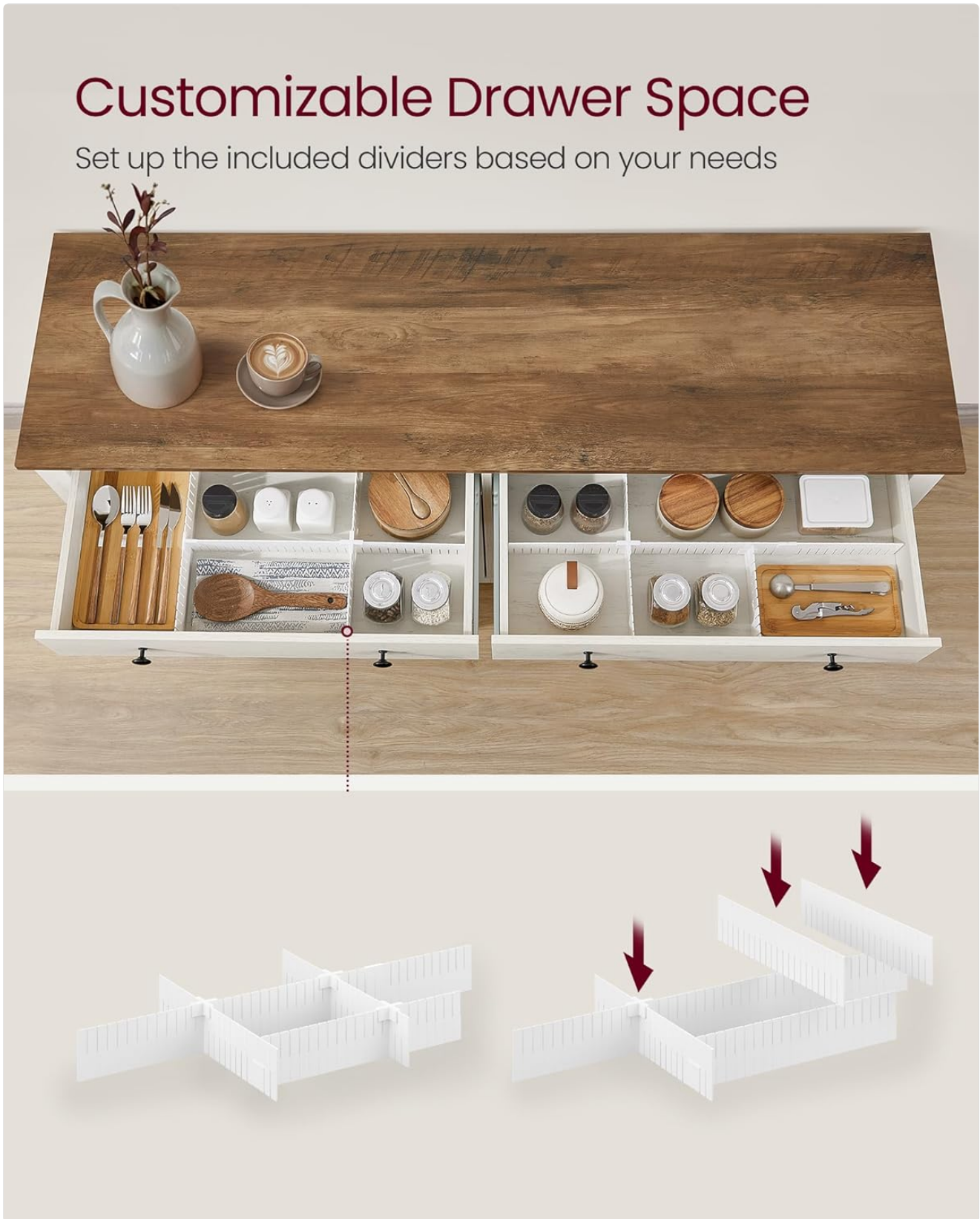


Figure 5.2: Customizable Drawer Space. This image highlights the adaptable drawer dividers, allowing users to customize the drawer layout for efficient organization of small items.

5.2 Versatile Use Cases

The UBBK381W01 cabinet is designed for multi-functional use:

- **Coffee Bar Cabinet:** Ideal for setting up a dedicated coffee station with ample space for coffee makers, mugs, and supplies.

- **TV Stand:** Can accommodate TVs up to 65 inches, with cable holes for managing media device cords.
- **Buffet or Sideboard:** Perfect for dining rooms or kitchens to store dinnerware, serving dishes, or other essentials.
- **Console Table:** Suitable for entryways or hallways to hold decorative items, keys, or other daily necessities.




Figure 5.3: Coffee Bar Setup. This image shows the cabinet functioning as a stylish coffee bar, providing convenient access to coffee-making essentials.

Video 5.4: VASAGLE Coffee Bar Cabinet. This video demonstrates the cabinet's suitability as a coffee bar, highlighting its storage and functional aspects for coffee enthusiasts.

Removable & Adjustable Shelves

Accommodate items of various sizes



5 Height Options

This storage cabinet features 2 adjustable shelves

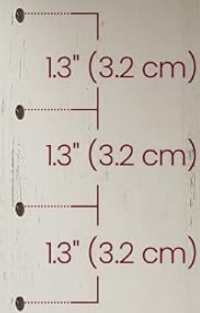


Figure 5.5: TV Stand Configuration. This image shows the cabinet used as a TV stand, demonstrating its robust top surface and cable management features.

6. MAINTENANCE

To ensure the longevity and appearance of your VASAGLE LIRY Collection Buffet Cabinet, follow these maintenance guidelines:

- **Cleaning:** Wipe the cabinet surfaces with a soft, damp cloth. Avoid harsh chemicals or abrasive cleaners.

- **Spills:** If any water or liquid spills on the tabletop, ensure it is wiped up immediately with a dry cloth to prevent damage to the particleboard surface.
- **Sunlight Exposure:** Avoid prolonged exposure to direct sunlight to prevent fading or discoloration of the finish.
- **Heat:** Do not place hot items directly on the surface. Use coasters or protective pads.
- **Weight Distribution:** Distribute weight evenly across shelves and the tabletop to maintain stability and prevent warping.

7. TROUBLESHOOTING

If you encounter any issues with your cabinet, refer to the following common solutions:

7.1 Uneven Doors or Gaps

If the cabinet doors appear uneven or have noticeable gaps after assembly, this can often be resolved by adjusting the back panel and re-tightening screws.

1. Loosen the screws on the back panel of the cabinet.
2. Gently adjust the doors to align them properly.
3. Once aligned, re-tighten the screws on the back panel firmly.

7.2 Cabinet Wobbles or is Unstable

If the cabinet wobbles or is not stable on an uneven floor, adjust the bottom feet.

1. Locate the adjustable feet at the bottom of the cabinet legs.
2. Rotate the feet clockwise or counter-clockwise to raise or lower individual corners until the cabinet is stable and level.
3. Ensure the anti-tip kit is securely installed and anchored to the wall.

8. SPECIFICATIONS

Feature	Detail
Brand	VASAGLE
Model Number	UBBK381W01
Color	Rustic White + Honey Brown
Product Dimensions	15.7"D x 55.1"W x 31.5"H
Item Weight	84.4 Pounds
Material	MDF (Medium Density Fiberboard), Particleboard, Steel
Weight Limit (Tabletop)	132 Pounds (60 kg)
Max Static Load Capacity	573 Pounds (260 kg)

Feature	Detail
Number of Shelves	3 (2 adjustable)
Assembly Required	Yes
Special Features	Robust Construction, Storage Aplenty, Adjustable Shelf, Cable Holes, Drawer Dividers
Room Type	Kitchen, Living Room, Dining Room, Entryway
UPC	194343291031

9. WARRANTY AND SUPPORT

For any questions, concerns, or assistance with your VASAGLE LIRY Collection Buffet Cabinet, please contact VASAGLE customer support. Refer to your purchase documentation for specific warranty details and contact information.

You can also visit the official VASAGLE store on Amazon for more information and support resources:[VASAGLE Store](#)