

UEQ T8

UEQ T8 Foldable 3-in-1 Wireless Charging Station User Manual

Model: T8

INTRODUCTION

The UEQ T8 Foldable 3-in-1 Wireless Charging Station is designed to simultaneously charge your compatible iPhone, Apple Watch, and AirPods. This compact and portable device features magnetic alignment for efficient charging and a foldable design for convenience. For optimal performance, use the included 20W USB-C wall charger.

PACKAGE CONTENTS

Before you begin, please ensure all items are present in the package:

- UEQ 3-in-1 Magnetic Wireless Charger Stand (Model T8)
- 20W USB-C Wall Charger
- USB-C to C Cable (3.3 ft/1m)
- User Manual

SETUP INSTRUCTIONS

1. **Connect the Power Adapter:** Insert the USB-C to C cable into the charging station's USB-C port and connect the other end to the provided 20W USB-C wall charger. Plug the wall charger into a power outlet.

Snap and Fast Charger


Auto-alignment magnetic charging, 15W Max faster

2X
Faster



Time to full charge iPhone 16

Our UEQ



Others

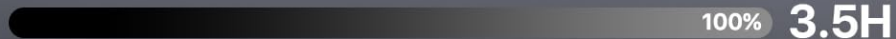


Image: The UEQ T8 charging station connected to power, with an iPhone, AirPods, and Apple Watch placed on their respective charging areas.

2. **Unfold the Charging Station:** Gently unfold the charging station to your desired angle. The phone and watch charging modules are angle-adjustable for optimal viewing.

Slim, Foldable, Portable

weighs 11.5oz, size like iPhone 16 Pro




Image: The UEQ T8 charging station shown in both its compact, folded state and its expanded, ready-to-use state, highlighting its adjustable angles and dimensions.

OPERATING INSTRUCTIONS

The UEQ T8 charging station allows for simultaneous wireless charging of up to three compatible Apple devices.

Charging Your iPhone:

- Ensure your iPhone is compatible with MagSafe (iPhone 12 series and newer).
- Place your iPhone onto the magnetic charging pad. The built-in N52 magnets will automatically align your device for efficient charging.
- The phone can be charged horizontally for watching videos or vertically for video calls.

N52 Strong Magnetic

Hold your phone firmly



Image: An iPhone magnetically attached to the charging station, demonstrating the strong magnetic hold.

Charging Your Apple Watch:

- Place your Apple Watch onto the dedicated watch charging module.
- The module can be adjusted to lay flat or stand upright for Nightstand Mode.

Charging Your AirPods:

- Place your AirPods (with wireless charging case) onto the flat charging pad at the base.

3-in-1 Fast Charger for Apple



15W Max

iPhone 12/13/14/15/16/17 Series



5W Max

Airpods Pro/Pro 2/3/4
Airpods(with wireless charging case)



3W Max

Apple Watch Series 2-11/SE 3/Ultra 2 3



Image: A diagram illustrating the maximum wattage for charging iPhone (15W), AirPods (5W), and Apple Watch (3W) on the UEQ T8 charging station.

LED Indicator:

A subtle LED indicator light is present on the base. It illuminates when devices are charging and is designed to be dim enough not to disturb sleep.

MAINTENANCE

- Keep the charging station clean and free from dust. Use a soft, dry cloth for cleaning.
- Avoid exposing the device to extreme temperatures, humidity, or liquids.
- Do not disassemble or attempt to repair the charging station yourself.

TROUBLESHOOTING

Problem	Possible Cause	Solution
Device not charging	<ul style="list-style-type: none">◦ Improper placement of device.◦ Non-compatible device or case.◦ Power adapter not connected or faulty.◦ Foreign object on charging pad.	<ul style="list-style-type: none">◦ Ensure device is centered on the charging pad.◦ Verify device compatibility (MagSafe for iPhone, wireless charging case for AirPods). Remove thick or non-magnetic cases.◦ Check power connections. Use the provided 20W adapter.◦ Remove any metal objects or cards from the charging area.
Slow charging	<ul style="list-style-type: none">◦ Using a non-20W power adapter.◦ Device misalignment.◦ Background apps consuming power.	<ul style="list-style-type: none">◦ Use the included 20W USB-C wall charger.◦ Re-align the device on the charging pad.◦ Close unnecessary background applications on your device.
LED indicator not lighting up	<ul style="list-style-type: none">◦ No device placed or device not detected.◦ Power issue.	<ul style="list-style-type: none">◦ Ensure a compatible device is correctly placed.◦ Check power connections and try a different outlet.

SPECIFICATIONS

Feature	Detail
Brand	UEQ
Model Number	T8
Color	White
Input Voltage	110 Volts
Wattage	22 Watts
Output Current	2 Amps
Output Voltage	9 Volts
Connector Type	USB Type C

Feature	Detail
Wireless Charging Standard	MagSafe
Compatible iPhone Models	iPhone 17/Air/17 Pro/17 Pro Max, iPhone 16/16 Plus/16 Pro/16 Pro Max, iPhone 15/15 Plus/15 Pro/15 Pro Max, iPhone 14/14 Plus/14 Pro/14 Pro Max, iPhone 13/13 mini/13 Pro/13 Pro Max, iPhone 12/12 mini/12 Pro/12 Pro Max
Compatible Apple Watch Models	iWatch S11/10/9/8/7/6/5/4/3/2/SE/Ultra 3 2
Compatible AirPods Models	AirPods 2/3/4/Pro/Pro 3 2 (requires wireless charging case for AirPods 2/3)
Special Features	Foldable, Fast Charging, Magnetic, MagSafe Compatible, Compact size, Wireless Charging, Safe charging, Charging indicator, Lightweight design
Item Weight	300 Grams
Enclosure Material	Plastic
Safety Certification	FCC

SAFETY INFORMATION

- This device is equipped with intelligent protection technology, including over-voltage, over-current, temperature control, and short-circuit protection.
- Do not place metal objects, magnetic cards, or other foreign objects on the charging pads, as this may interfere with charging or cause damage.
- Keep the charging station away from water and other liquids.
- Do not use the charging station in extremely hot or cold environments.

3-in-1

Magnetic charger for Apple

Not compatible with non-magnetic case

15W for iPhone 12-16 series



iPhone 16/15/14/13/12 Series

5W for AirPods



AirPods Pro/Pro 2/ 2/3/4
AirPods (with wireless charging case)

3W for Apple Watch



Apple Watch series
10/9/8/7/Ultra

Apple Watch
series 1-6

Apple Watch SE



Image: Diagram showing the smart chip for multi-protection features: Intelligent chip protection, Over Heat Protection, Over Voltage protection, and Over Charge protection.

WARRANTY AND SUPPORT

The UEQ T8 Foldable 3-in-1 Wireless Charging Station comes with a 12-month warranty. For any questions, issues, or support needs, please contact our customer service. Refer to the contact information provided in your product packaging or on the official UEQ website.

PRODUCT VIDEOS

UEQ 3-in-1 Charger Overview

Your browser does not support the video tag.

Video: This video demonstrates the sturdy design and charging capabilities of the UEQ 3-in-1 charging stand, showing how to place an Apple Watch and iPhone for charging.

Compact and Portable Design

Your browser does not support the video tag.

Video: A short preview video highlighting the compact and portable nature of the UEQ 3-in-1 charger, demonstrating its foldable design for travel.