



Manuals.plus /

› LINSY HOME /

› LINSY HOME Rubik III Modular Sectional Sofa Instruction Manual

LINSY HOME Rubik III

LINSY HOME Rubik III Modular Sectional Sofa Instruction Manual

Model: Rubik III

1. INTRODUCTION

Thank you for choosing the LINSY HOME Rubik III Modular Sectional Sofa. This manual provides essential information for the safe and efficient assembly, operation, and maintenance of your new furniture. Please read these instructions carefully before beginning assembly and retain them for future reference.

The Rubik III sofa features a highly flexible modular design, allowing for various configurations to suit your living space. It includes spacious deep seats, integrated storage, durable polylinen fabric, and removable, washable covers for easy maintenance.

2. SAFETY INFORMATION

All foam and upholstered surfaces meet flammability standards. Keep away from open flames or high heat sources. Supervise children and pets to avoid entrapment risks.

Ensure all components are securely fastened before use. Do not stand on the sofa modules. Avoid placing excessive weight on any single section.

3. PACKAGE CONTENTS

Your LINSY HOME Rubik III Modular Sofa will arrive in **10 separate packages**. These packages may arrive at different times. Please ensure all packages have been received before beginning assembly.

The non-compressed packaging facilitates an easier and quicker assembly process. Please note that assembly tools are **not included** and may need to be acquired separately.

4. SETUP AND ASSEMBLY

Assembly is required for the LINSY HOME Rubik III Modular Sectional Sofa. Each module is designed for simple

installation.

4.1 Unpacking

Carefully unpack all components from the boxes. It is recommended to assemble the sofa in the room where it will be used.

Simple Installation



Image: A person carrying one of the LINSY HOME sofa packages, illustrating the individual packaging for easier transport.

4.2 Module Connection

Each sofa module connects using integrated metal brackets. Align the brackets on adjacent modules and push them together until they lock securely. This process allows for quick assembly of individual seats.



Image: A visual guide demonstrating the simple connection mechanism for sofa modules using blue interlocking brackets.

4.3 Cushion Placement

Place the seat and back cushions onto the assembled frames. The back cushions are reversible, offering two distinct styles (e.g., tufted or plain) to customize the sofa's appearance.




Come In 7 Packages,
Easy To Pack and Move



Assemble One Seat in One Minutes



All Covers Removable and Washable



Change Sofa Style with
Reversible Back Cushion

Image: A multi-panel image illustrating the ease of assembly, the removable and washable covers, and the option to change the sofa's style using reversible back cushions.

5. OPERATING INSTRUCTIONS

5.1 Modular Configuration

The Rubik III sofa's modular design allows for flexible arrangement. Each module can be detached and rearranged to create various layouts, such as a U-shape, L-shape, or individual seating units, adapting to different room sizes and functional needs.



Image: Illustrations demonstrating different possible arrangements of the modular sofa, highlighting its versatility.

5.2 Storage Functionality

Each seat module includes generous storage space beneath the cushion. To access, simply lift the seat cushion. This feature is ideal for storing blankets, books, or other household items, helping to keep your living area tidy.

What Makes it Impeccable

Upgraded 27.5 Seat Depth With Larger Storage Space



Image: A detailed view of the sofa's integrated storage compartment, showing its capacity and accessibility.

6. MAINTENANCE

6.1 Cleaning Removable Covers


The sofa features removable and washable covers made from a durable polylinen fabric. To clean, unzip and remove the covers from the cushions. They are suitable for machine washing. Follow the care instructions on the fabric label for best results.

6.2 Spot Cleaning

For minor spills or stains on non-removable sections or between washes, gently blot the affected area with a clean, damp cloth and mild soap. Avoid harsh chemicals or abrasive cleaners, as these may damage the fabric.

Ideal for Your Family Room

All Covers Removable and Washable & Covers Sold Separately



Pet Friendly Quality Fabric



Stain-resistant Fabric

Image: Demonstrates the pet-friendly and stain-resistant qualities of the sofa fabric, highlighting ease of maintenance.

6.3 General Care

Regularly vacuum the sofa to remove dust and debris. Rotate cushions periodically to ensure even wear and prolong their lifespan. Keep the sofa away from direct sunlight to prevent fading.

7. TROUBLESHOOTING

If you encounter any issues with your LINSY HOME Rubik III Modular Sectional Sofa, please refer to the following general advice:

- **Difficulty with Assembly:** Ensure all components are correctly oriented and that connection brackets are fully engaged. Refer to the assembly diagrams.
- **Uneven Seating:** Check that all modules are securely connected and placed on a level surface. Rotate cushions if necessary.
- **Stains or Spills:** Follow the cleaning instructions in Section 6. For stubborn stains, professional cleaning may be required.
- **Missing Parts:** If any parts are missing upon delivery, please contact customer support immediately.

For further assistance, please contact LINSY HOME customer support.

8. SPECIFICATIONS

Below are the key specifications for the LINSY HOME Rubik III Modular Sectional Sofa:

Feature	Detail
Brand	LINSY HOME
Model	Rubik III
Product Dimensions (D x W x H)	58.6"D x 150"W x 37.36"H
Seat Depth	27.5 inches
Seat Height	18.1 Inches
Weight Limit	1000 Pounds
Seating Capacity	6.0
Upholstery Fabric Type	Polylinen
Color	Grey
Fill Material	Down, High Density Foam, Memory Foam
Frame Material Type	Wood
Assembly Required	Yes
Product Care Instructions	Machine Wash (for removable covers)

Product Size & Weight Capacity



1000 LBs
Weight Capacity
for Each Seat

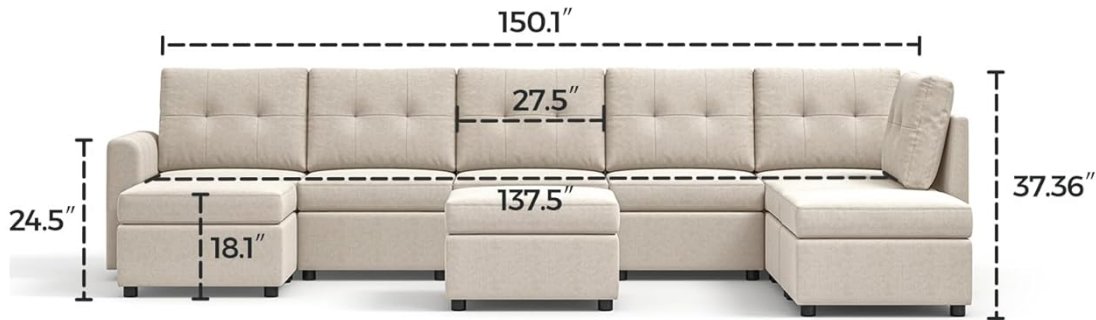


Image: A technical drawing illustrating the various dimensions of the sofa, including length, width, height, and seat measurements.

9. WARRANTY INFORMATION

The LINSY HOME Rubik III Modular Sectional Sofa comes with a **Limited Warranty**. For specific details regarding warranty coverage, duration, and terms, please refer to the warranty card included with your purchase or contact LINSY HOME customer support. Please retain your proof of purchase for any warranty claims.

10. CUSTOMER SUPPORT

If you have any questions, require assistance with assembly, or need to report missing/damaged parts, please contact LINSY HOME customer support. You can typically find contact information on the packaging, your purchase receipt, or by visiting the official LINSY HOME store page:

Visit the LINSY HOME Store on Amazon