

manuals.plus /

› **boAt** /

› **boAt Nirvana Space TWS Earbuds Instruction Manual**

boAt Nirvana Space

boAt Nirvana Space TWS Earbuds Instruction Manual

1. INTRODUCTION

The boAt Nirvana Space TWS Earbuds are designed to provide an immersive audio experience with advanced features. This manual provides detailed instructions for setup, operation, and maintenance to ensure optimal performance and longevity of your earbuds.



Image: boAt Nirvana Space TWS Earbuds (Pink Punch) and their charging case.

2. PACKAGE CONTENTS

- boAt Nirvana Space Truly Wireless In-Ear Earbuds
- Charging Case
- USB Charging Cable
- User Manual
- Additional Eartips

3. CHARGING THE EARBUDS AND CASE

Before first use, fully charge the earbuds and charging case. Connect the provided USB cable to the charging port on the case and a power source. The LED indicator on the case will show charging status. A full charge takes approximately 1.5 hours.

The earbuds feature ASAP Charge technology. A quick 15-minute charge provides up to 240 minutes (4 hours) of audio playback.



Image: Charging the boAt Nirvana Space earbuds case via USB-C.



Image: Illustration of ASAP Charge feature, highlighting 15 minutes of charge for 4 hours of playtime.

4. PAIRING AND CONNECTIVITY

4.1 Initial Pairing

1. Open the charging case. The earbuds will automatically enter pairing mode.
2. On your device (smartphone, tablet, laptop), enable Bluetooth.
3. Search for 'Nirvana Space' in the list of available Bluetooth devices and select it to connect.
4. Once connected, you will hear an audio prompt, and the LED indicator on the earbuds will change.

4.2 Multipoint Connection

The Nirvana Space earbuds support multipoint connection, allowing you to connect to two devices simultaneously. This enables seamless switching between devices, for example, watching a video on your tablet and answering a call on your phone without re-pairing.

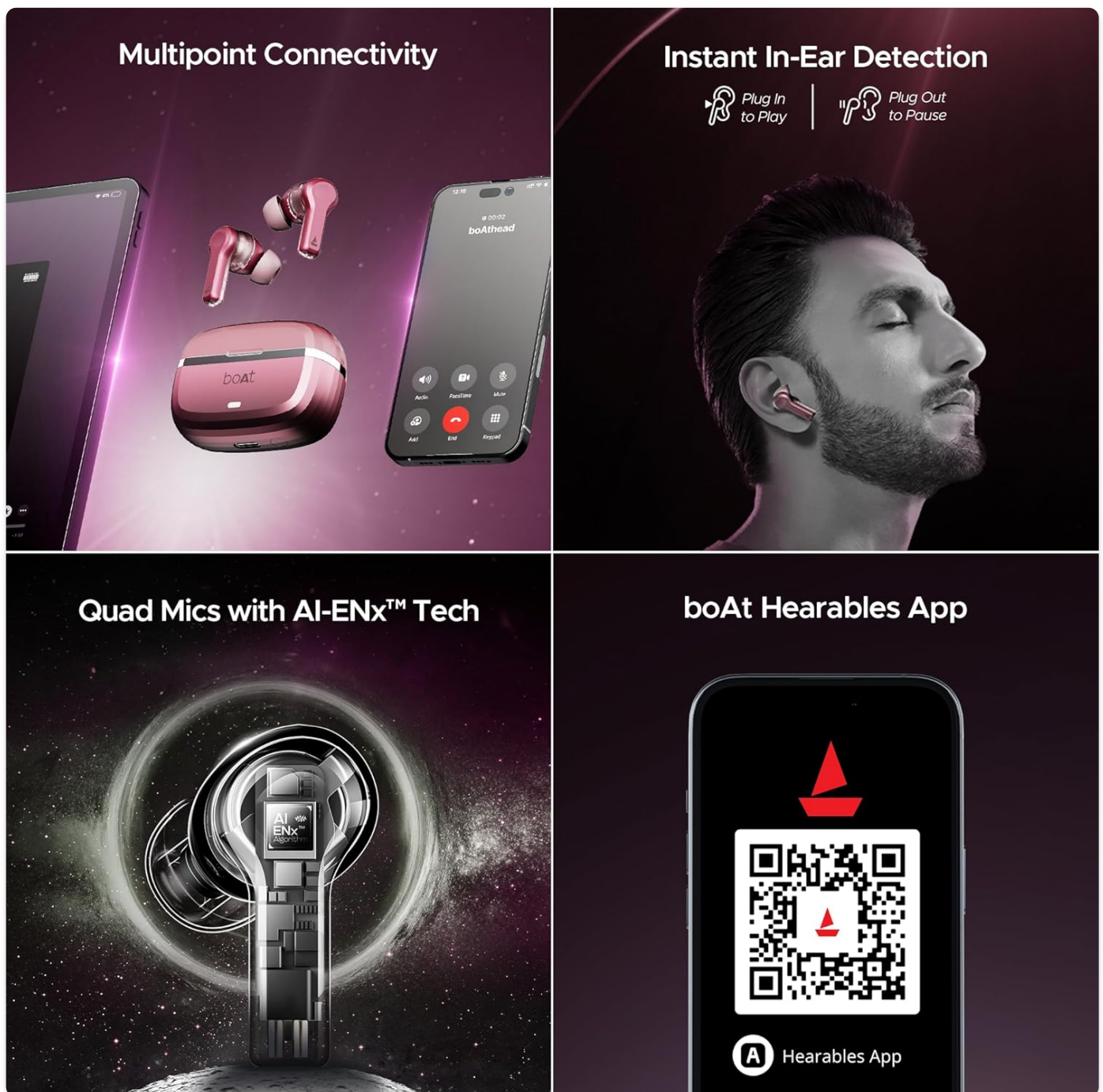


Image: Multipoint Connectivity, showing earbuds connected to both a tablet and a smartphone.

4.3 Google Fast Pair

For Android devices, Google Fast Pair allows for quick and effortless connection. Simply open the charging case near your Android device, and a pop-up notification will appear for instant pairing.

5. OPERATING INSTRUCTIONS

5.1 Touch Controls

The earbuds feature intuitive touch controls for managing music, calls, and features. Refer to the boAt Hearables App for customizable touch functions.

5.2 In-Ear Detection

The earbuds automatically detect when they are in your ears. Music playback will pause when an earbud is removed and resume when re-inserted, providing a seamless listening experience.

Active Noise Cancellation
~32dB



Image: Instant In-Ear Detection feature, showing automatic play/pause functionality.

6. AUDIO FEATURES

6.1 360 Spatial Audio

Experience an immersive soundscape with boAt 360 Spatial Audio. This feature creates a cinematic effect, enveloping you with sound from all directions, enhancing your movie and music experience.



Image: boAt 360 Spatial Audio feature banner.

6.2 Active Noise Cancellation (ANC)

The Nirvana Space earbuds offer up to 32dB Active Noise Cancellation, effectively reducing ambient sounds. This allows you to focus on your audio content without distractions from your surroundings.




Image: Active Noise Cancellation feature banner, highlighting 32dB noise reduction.

6.3 10mm Diamond-Like Carbon (DLC) Drivers

Equipped with 10mm Diamond-Like Carbon (DLC) drivers, these earbuds deliver crisp sound with outstanding balance and tonality, providing a rich audio experience with deep bass.



Image: Overview of key audio features including DLC Drivers, ANC, Spatial Audio, and battery life.

6.4 boAt Signature Sound

Enjoy the signature boAt sound profile, optimized for a powerful and dynamic listening experience across various genres.

6.5 BEAST Mode

Activate BEAST Mode for ultra-low latency (60ms), ideal for gaming and video streaming, ensuring synchronized audio and visuals.

6.6 Ambient Mode

When you need to be aware of your surroundings, switch to Ambient Mode. This feature allows external sounds to pass through, keeping you connected to your environment without removing the earbuds.

7. CALL QUALITY

The Nirvana Space earbuds are equipped with 4 microphones and AI-ENx Technology. This technology enhances call clarity by isolating your voice and reducing background noise, ensuring clear conversations even in noisy environments.




Image: Quad Mics with AI-ENx Technology for enhanced call clarity.

8. boAt HEARABLES APP

Download the boAt Hearables App to unlock the full potential of your Nirvana Space earbuds. The app allows for customization of touch controls, sound personalization with boAt Adaptive EQ, and access to various features and settings.

Quad Mics with AI-ENx™ Tech

Crystal Clear Calling Experience



Image: boAt Hearables App interface for customizing settings and features. Download the app via this link: <https://l.ead.me/bdAX6k>

9. BATTERY LIFE

The boAt Nirvana Space earbuds offer an impressive 100 hours of total playback time with the charging case. This extended battery life ensures long listening sessions without frequent recharging.

Up to 32dB ANC

Active noise cancellation algorithm specially trained for 20+ Indian scenarios, optimizes music by cancelling out the noise in your surroundings



Image: 100 Hours of Playtime feature banner.

10. MAINTENANCE

To maintain the performance and longevity of your earbuds:

- Keep the earbuds and charging case clean and dry.
- Avoid exposing them to extreme temperatures or direct sunlight.
- Use a soft, dry cloth for cleaning. Do not use abrasive cleaners.
- Store in the charging case when not in use to protect them from dust and damage.

11. TROUBLESHOOTING

11.1 Earbuds Not Pairing

- Ensure both earbuds are charged.
- Place earbuds back in the case, close the lid, wait a few seconds, then open again to re-enter pairing mode.
- Forget 'Nirvana Space' from your device's Bluetooth settings and attempt to pair again.

11.2 One Earbud Not Working

- Check if both earbuds are charged.
- Try resetting the earbuds (refer to the full user manual for specific reset instructions).

11.3 Poor Call Quality

- Ensure the earbuds are properly seated in your ears.
- Check for any obstructions around the microphone areas.
- If in a very noisy environment, try moving to a quieter location.

12. SPECIFICATIONS

Feature	Specification
Model Name	Nirvana Space

Noise Control	Active Noise Cancellation (~32dB)
Connectivity Technology	Wireless (Bluetooth v5.3)
Bluetooth Range	10 Metres
Battery Life	100 Hours (with charging case)
Charging Time	1.5 Hours
Audio Driver Type	Dynamic Driver (10mm DLC)
Microphones	4 Mics with AI-ENx Technology
Water Resistance Level	Water Resistant
Control Method	App / Touch
Item Weight	140 Grams

13. WARRANTY AND SUPPORT

Your boAt Nirvana Space TWS Earbuds come with a manufacturer's warranty. For detailed warranty information, service requests, or technical support, please visit the official boAt website or contact their customer service. Keep your purchase receipt for warranty claims.

Visit the official boAt Store: [boAt Store on Amazon](#)

