

## Manuals+

[Q & A](#) | [Deep Search](#) | [Upload](#)

manuals.plus /

› [Imagebon](#) /

› [Imagebon Android Carplay Screen User Manual](#)

### Imagebon 7"(2+32G)

## Imagebon Android Carplay Screen

### USER MANUAL

#### 1. Introduction

Welcome to the user manual for your new Imagebon 7-inch Android Carplay Screen. This device is designed to enhance your in-car entertainment and navigation experience with its powerful Android system, wireless connectivity, and multimedia capabilities. Please read this manual carefully to ensure proper installation, operation, and maintenance of your device.




Figure 1: Main view of the Imagebon Android Carplay Screen.

#### 2. Product Features

- **Portable Display Audio with Android System:** Equipped with a 4-Core CPU, 2GB RAM, and 32GB ROM for smooth performance and ample storage.
- **Powerful Android System:** Access online browsing and the Google Play Store for app downloads and content streaming. Supports offline maps for reliable navigation.

- **Seamless Connectivity:** Supports wireless CarPlay and Android Auto via Bluetooth or Wi-Fi for hands-free calls and app control.
- **Customizable and Convenience:** Multiple audio outputs (AUX, FM, Bluetooth, built-in speaker) and SD card playback. AirPlay and Miracast support for screen mirroring.
- **Enhanced Audio and Display Experience:** Superior sound quality with various audio output options including Bluetooth, USB, AUX, FM, and USB flash drives.



Figure 2: The Imagebon model supports a wider range of applications compared to other carplay screens.

### 3. Setup

#### 3.1 Initial Power-Up

Before first use, ensure the device is charged for at least 10 minutes or more. Use the original car charger or a charging head that provides at least 5V/3A to ensure stable power supply.



Figure 3: The device powers on, displaying its Android system and memory specifications.

### 3.2 Network Connection

To access online features such as maps, Netflix, and YouTube, connect the device to a Wi-Fi network or your smartphone's hotspot. Navigate to the 'Settings' menu on the device to configure your network connection.

## 4. Operating Instructions

### 4.1 Wireless CarPlay and Android Auto

The Imagebon Carplay Screen supports both wireless Apple CarPlay and Android Auto. Connect your smartphone via Bluetooth or Wi-Fi to enable seamless integration. This allows for voice calls, hands-free control, and access to your favorite navigation and music apps directly on the screen.

# 3 in 1 Android 13.0 CarPlay & Android Auto



Android 13



Wireless CarPlay



Wireless Android Auto



Figure 4: The device supports Android 13, Wireless CarPlay, and Wireless Android Auto for comprehensive smartphone integration.

## 4.2 GPS Navigation

The device features built-in GPS navigation. Connect to Wi-Fi or your phone's hotspot to access real-time navigation apps like Google Maps and Waze. It also supports offline map downloads, ensuring navigation even without an internet connection.



# GPS Navigation

Supports offline map download antenna

## Build-in GPS



Figure 5: The screen provides clear GPS navigation, supporting various mapping applications.

### 4.3 Multimedia Playback

Enjoy a wide range of entertainment options. The powerful Android system allows you to download and stream content from apps like YouTube and Netflix. You can also play music, videos, and images directly from an SD card.

# Real-time Reverse view



Figure 6: The device supports multiple settings and applications for enhanced user experience.

## 4.4 Bluetooth Music and Calls

Connect your phone via Bluetooth to stream music and make/receive calls directly through the Carplay screen. The device offers superior sound quality through various audio output options.



# Supports Multiple Settings



Figure 7: Seamless Bluetooth connectivity for music streaming and hands-free calling.

## 4.5 Mirror Link (AirPlay & Miracast)

Utilize AirPlay and Miracast features to mirror your device's screen onto the Carplay display. This allows you to easily access maps, YouTube, Netflix videos, and your favorite music from your smartphone.

## 4.6 AI Voice Control

The device supports AI voice control, primarily available when using CarPlay or Android Auto mode. This feature allows for convenient, hands-free operation of various functions.

## 5. Maintenance

To ensure the longevity and optimal performance of your Imagebon Carplay Screen, follow these maintenance guidelines:

- **Cleaning:** Use a soft, lint-free cloth to clean the screen. For stubborn smudges, slightly dampen the cloth with water or a screen-safe cleaner. Avoid harsh chemicals.
- **Storage:** When not in use for extended periods, store the device in a cool, dry place away from direct sunlight and extreme temperatures.
- **Software Updates:** The device supports Over-The-Air (OTA) upgrades. Regularly check for and install software updates to ensure you have the latest features and performance improvements.

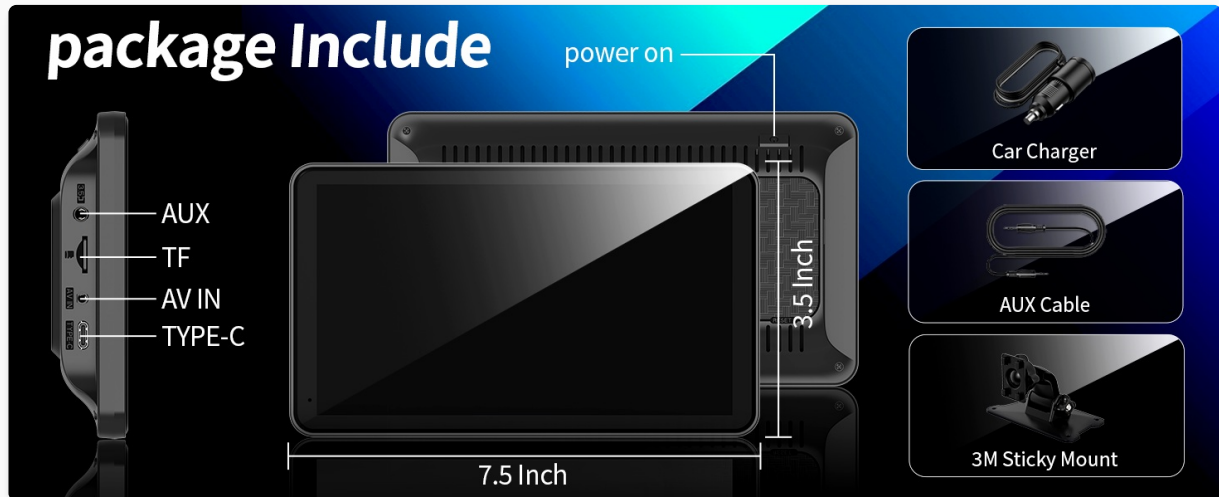


Figure 8: The device supports OTA (Over-The-Air) software upgrades for continuous improvement.

## 6. Troubleshooting

If you encounter issues with your Imagebon Carplay Screen, refer to the table below for common problems and their solutions:

Problem	Possible Cause	Solution
Device does not power on.	Insufficient power supply or not charged.	Ensure the device is connected to a 5V/3A power source. Charge for at least 10 minutes before attempting to power on.
Cannot connect to Wi-Fi/Hotspot.	Incorrect password, out of range, or 5Ghz hotspot incompatibility.	Verify Wi-Fi password. Move closer to the Wi-Fi source. Ensure your hotspot is 2.4Ghz if the device does not support 5Ghz.
CarPlay/Android Auto not connecting wirelessly.	Bluetooth not paired or Wi-Fi connection unstable.	Ensure Bluetooth is enabled on both devices and paired. Check Wi-Fi signal strength. Restart both the phone and the Carplay screen.
No audio output.	Incorrect audio output mode selected or volume too low.	Check the selected audio output (AUX, FM, Bluetooth). Increase volume on both the device and your car stereo.



Problem	Possible Cause	Solution
Apps are slow or crashing.	Too many apps running in the background or low storage.	Close unnecessary background apps. Clear cache or uninstall unused apps to free up storage. Consider a factory reset if issues persist.

## 7. Specifications

Feature	Detail
Model Number	7"(2+32G)
Screen Diagonal	7 inches / 18 cm
Processor	4 Core CPU
RAM	2GB
ROM (Internal Storage)	32GB
Operating System	Android
Connectivity	Wireless CarPlay, Android Auto, Bluetooth, Wi-Fi
Navigation	Built-in GPS, Supports offline maps
Audio Output Modes	AUX, FM, Bluetooth, Built-in Speaker, USB
Supported Media	SD card for music, videos, images
Mirroring	AirPlay, Miracast
Item Weight	2.05 pounds
Package Dimensions	8.7 x 6.38 x 4.88 inches

## 8. What's in the Box

Your Imagebon Android Carplay Screen package includes the following items:

- Imagebon Carplay Screen Unit
- AUX Cable
- Car Charger
- 3M Sticky Mount

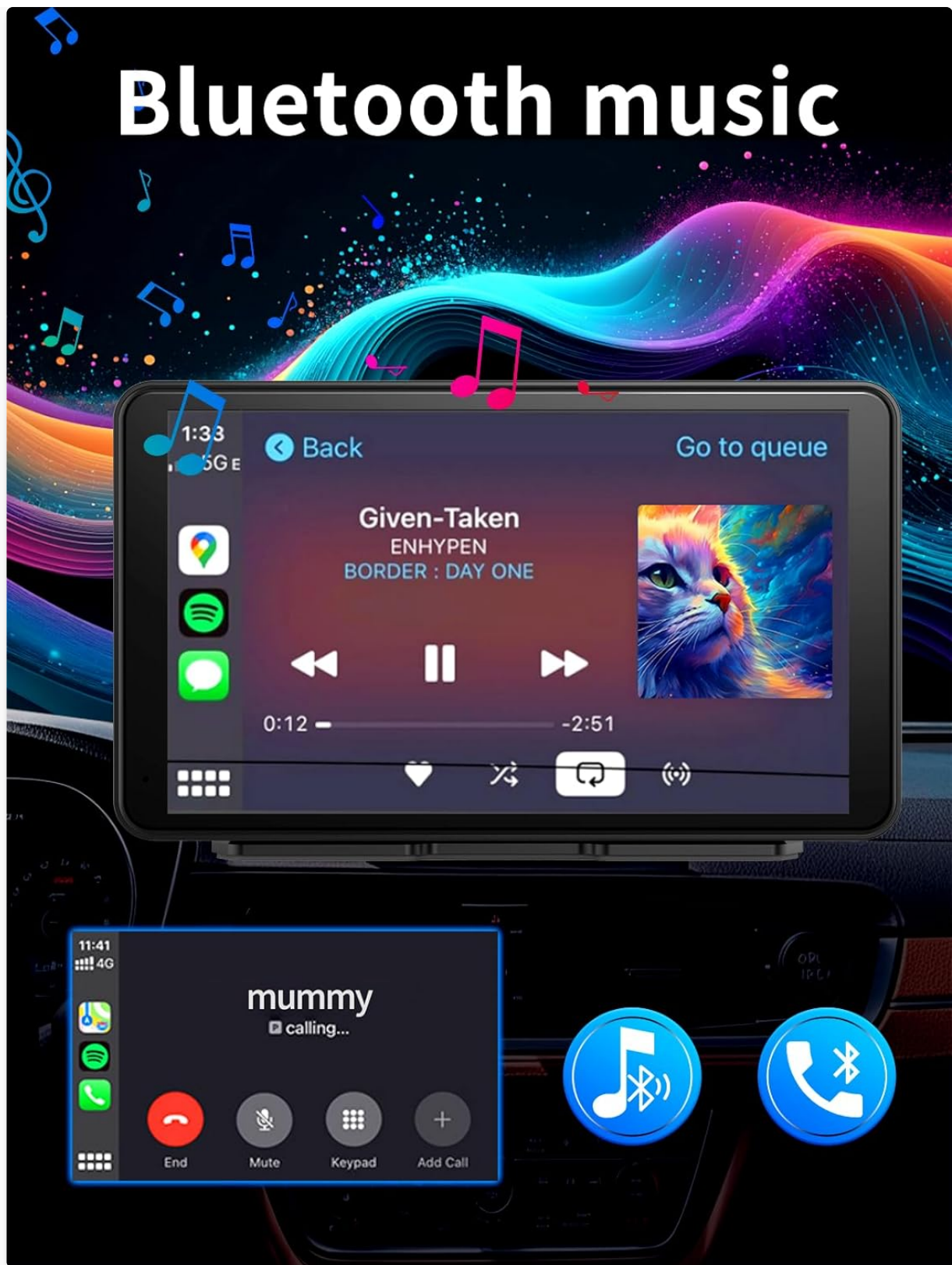







Figure 9: Contents included in the product package.

## 9. Warranty and Support

Imagebon products are designed for reliability and performance. For information regarding warranty coverage, technical support, or service inquiries, please refer to the warranty card included in your product packaging or visit the official Imagebon support website. Keep your purchase receipt as proof of purchase for any warranty claims.

## Related Documents - 7"(2+32G)

<p>Enjoy The Pleasure Of Driving</p> <p>4K Image   CarPlay   Android Auto   ADAS</p>  <p><small>(Support U3 enabled TF Card only)</small></p>	<p><a href="#">Imagebon 9.3" Portable Car Stereo with 4K ADAS Dash Cam - User Manual</a></p> <p>A comprehensive user guide for the Imagebon 9.3" Portable Car Stereo, detailing features like 4K ADAS Dash Cam, Wireless Apple CarPlay and Android Auto, GPS Navigation, FM/AUX/Speaker/Voice Control, and 1080P Backup Camera functionality.</p>
<p>8-Core   Android 13   CarPlay   Android Auto</p> 	<p><a href="#">Imagebon 10.26 Inch Android 13 Smart Car Display - User Manual &amp; Specifications</a></p> <p>Comprehensive user manual and product specification for the Imagebon 10.26 Inch Smart Car Display, featuring 8-Core processor, CarPlay, Android Auto, 5G WiFi, Bluetooth, GPS, and rearview camera functionality.</p>
<p>Enjoy The Pleasure Of Driving</p> <p>4K Image   CarPlay   Android Auto   ADAS</p> <p><small>(Support U3 enabled TF Card only)</small></p> 	<p><a href="#">Imagebon 9.3" Portable Car Stereo with 4K Dash Cam &amp; ADAS User Manual</a></p> <p>Detailed user manual for the Imagebon 9.3" Portable Car Stereo. Covers installation, features like 4K Dash Cam, ADAS, Wireless CarPlay/Android Auto, screen mirroring, audio options, and troubleshooting.</p>
<p>Product Show</p> 	<p><a href="#">Imagebon H70K 11.4" 4K Dashcam with Wireless CarPlay &amp; Android Auto - User Manual</a></p> <p>Comprehensive user manual for the Imagebon H70K 11.4-inch 4K dashcam, detailing its features, interface, settings, installation for rear camera and GPS, and connectivity options including wireless CarPlay and Android Auto.</p>
<p>H60Pro 说明书</p> <p>正图</p> <p>背图</p> 	<p><a href="#">Imagebon H60Pro Dashcam: 4K, CarPlay, Android Auto, ADAS User Manual</a></p> <p>Comprehensive user manual for the Imagebon H60Pro dashcam, detailing its 4K recording, CarPlay/Android Auto integration, ADAS features, construction, audio modes, and important usage guidelines.</p>
<p>Shenzhen Yuejia e-commerce Co., Ltd.</p> <p>Date: 2023-03-01</p> <p>Model: H900 series</p> <p>Product Name: Portable Car Stereo</p> <p>Model Number: H900 Series</p> <p>FCC ID: 2BBHX-1026</p> <p>Trade Name: Imagebon</p> <p>Address: Shenzhen Yuejia e-commerce Co., Ltd.</p> <p>Contact: Mr. Wang (Sales) / Ms. Zhang (Marketing)</p> <p>Email: sales@yuejia.com / marketing@yuejia.com</p> <p>Website: www.yuejia.com</p>	<p><a href="#">Imagebon Portable Car Stereo Model Differences and Specifications</a></p> <p>Details the model differences, trade name (Imagebon), FCC ID (2BBHX-1026), and technical specifications for various Imagebon portable car stereo models manufactured by Shenzhen Yuejia e-commerce Co., Ltd.</p>



