

VIDITA 18503

VIDITA Gaming Chair - User Manual

Model: 18503 | Brand: VIDITA

INTRODUCTION

This manual provides comprehensive instructions for the assembly, operation, and maintenance of your VIDITA Gaming Chair, Model 18503. Please read this manual thoroughly before using the product to ensure proper function and safety. Keep this manual for future reference.

PRODUCT FEATURES

- **Robust Construction:** Features a reinforced metal base designed for durability and stability, supporting up to 150 kg.
- **Ergonomic Design:** Engineered to protect your back, neck, and lumbar region during prolonged sitting.
- **Adjustable Comfort:** Includes adjustable lumbar and headrest pillows for personalized support.
- **Retractable Footrest:** A one-piece footrest allows for leg extension and relaxation.
- **360° Swivel & 135° Recline:** Smooth-rolling wheels for effortless movement and a recline function for various positions.
- **High-Quality Material:** Made with high-quality PU leather that is easy to clean.

SETUP AND ASSEMBLY

For detailed assembly instructions, please refer to the separate assembly guide included with your product packaging. Ensure all components are present and undamaged before beginning assembly. Follow the step-by-step diagrams carefully.

OPERATING INSTRUCTIONS

Height Adjustment

To adjust the seat height, locate the lever on the right side beneath the seat. Pull the lever upwards while seated to lower the chair, or pull it upwards while standing to raise the chair. Release the lever at the desired height.

Recline Function

To recline the backrest, pull the recline lever located on the left side of the chair. Lean back to the desired angle (up to 135 degrees) and release the lever to lock it in place. To return to an upright position, pull the lever and lean forward.

Footrest Operation

The footrest is located beneath the seat. Pull it out to extend it and push it back in to retract it. Ensure the footrest is fully extended and stable before placing your feet on it.

Lumbar and Headrest Pillows

The lumbar and headrest pillows are adjustable. You can slide them up or down along their straps to find the most comfortable position for your back and neck.

Swivel Function

The chair features a 360-degree swivel function. Simply rotate the seat to change direction.

MAINTENANCE

Cleaning

The PU leather can be cleaned with a damp cloth. Avoid using harsh chemicals or abrasive cleaners, as these may damage the material. For spills, wipe immediately with a clean, dry cloth.

General Care

Regularly check all screws and bolts to ensure they are tight. Re-tighten if necessary. Avoid exposing the chair to direct sunlight or extreme temperatures for prolonged periods to prevent material degradation.

TROUBLESHOOTING

- **Chair not adjusting height:** Check if the gas lift lever is fully engaged. Ensure there are no obstructions beneath the chair.
- **Chair squeaks:** Apply a small amount of lubricant to moving parts, especially where metal components meet.
- **Chair feels unstable:** Verify that all assembly bolts are securely tightened. Ensure the chair is on a flat, even surface.
- **Footrest not extending/retracting smoothly:** Check for any obstructions or debris in the mechanism.

If you encounter issues not listed here, please contact customer support for assistance.

SPECIFICATIONS

Attribute	Detail
Brand	VIDITA

Model Number	18503
Color	Black
Product Dimensions	41 x 51 x 122 cm (Depth x Width x Height)
Material	PU Leather
Special Features	Gaming, Ergonomic, Adjustable, Swivel, Footrest
Product Weight	14.9 kg
Maximum Weight Capacity	150 kg

SAFETY INFORMATION

- This product has a maximum weight capacity of 150 kg. Do not exceed this limit.
- Exercise caution when adjusting the backrest, armrests, and seat height.
- Use the wheels carefully to prevent accidents.
- Always assemble the chair according to the provided instructions.

VISUAL GUIDE

Product Images

DIMENSIONES DEL PRODUCTO



Product Dimensions: An image illustrating the various dimensions of the VIDITA gaming chair, including height, width, and depth measurements.

90-135° GRADOS RECLINACIÓN

Ergonómicamente curvado, recuéstese y relájese cuando esté cansado

- **Cómodo reposacabezas**
- **Almohada lumbar más ancha**
- **Reposapiés escamoteable**



Reclination Range: A visual showing the chair's ergonomic curve and its 90-135 degree recline capability, highlighting the comfortable headrest, wider lumbar pillow, and retractable footrest.

VIDITA

SILLA GAMER

El compañero perfecto para la sala de juegos



Full Chair View: The VIDITA gaming chair positioned in a gaming room setup, showcasing its overall design and aesthetic.

SOPORTE DE 7 PUNTOS

Soporte integral, reducción zonal de la presión



7-Point Support System: An illustration detailing the chair's comprehensive support for the head, neck, shoulders, back, waist, hips, and legs, emphasizing pressure reduction.

VIDITA

MATERIALES DE CALIDAD



Estructura metálica de alta calidad



Espuma de alta densidad



más confortable y menos colapsable

Quality Materials: A cutaway view of the chair highlighting its high-quality metallic structure and high-density foam for comfort and durability.



Una construcción robusta garantiza una larga duración

Robust Construction: A rear view of the chair in a gaming environment, emphasizing its sturdy build for long-lasting use.



VIDITA

**SILLA GAMER
ERGONOMICA**

*Perfecto para gamer
y uso diario*


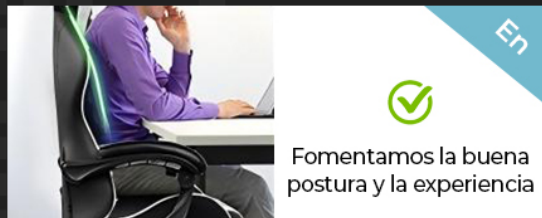
Ergonomic Gaming Chair: The VIDITA ergonomic gaming chair in a modern setup, ideal for both gaming and daily use.



Adjustable Features: Visuals demonstrating the 135° adjustable backrest inclination, height adjustment, and 360° swivel capabilities of the chair.

DISEÑO ERGONÓMICO

Proporciona un apoyo total al cuerpo gracias a un excelente ajuste y alivia el estrés de permanecer sentado durante mucho tiempo.



Ergonomic Design: An image illustrating the full-body support provided by the ergonomic design, promoting good posture and relieving stress from prolonged sitting, compared to non-ergonomic chairs.




Comfortable Headrest: A close-up of the comfortable and soft headrest designed to support the neck.



Lumbar Support: A detailed view of the ergonomic design protecting the lumbar area.

REPOSABRAZOS DE ENLACE



Reposabrazos unidos

Apoya totalmente el brazo



Reposabrazos fijos

Punto de pérdida de apoyo del codo

Linked Armrests: An illustration comparing linked armrests that fully support the arm versus fixed armrests that may lead to elbow support loss.

Product Videos

No official product videos from the seller are available for this specific model.

WARRANTY AND SUPPORT

For warranty information and customer support, please refer to the warranty card included with your purchase or visit the official VIDITA website. Keep your proof of purchase for any warranty claims.