



Manuals.plus /

› BESNOOW /

› BESNOOW TX90 Wireless Earbuds Bluetooth 5.4 Headphones Instruction Manual

BESNOOW TX90

BESNOOW TX90 Wireless Earbuds Instruction Manual

Model: TX90 | Brand: BESNOOW

INTRODUCTION

Thank you for choosing the BESNOOW TX90 Wireless Earbuds. This manual provides detailed instructions on how to set up, operate, and maintain your earbuds to ensure optimal performance and longevity. Please read this manual thoroughly before using the product.



Image: BESNOOW TX90 Wireless Earbuds in their open charging case, showcasing the sleek black design.

Key Features:

- **Bluetooth 5.4:** Ensures fast, stable, and efficient wireless connections.
- **Extended Playback:** Up to 8 hours on a single charge, with a total of 48 hours using the charging case.
- **IPX7 Waterproof:** Provides protection against sweat and rain, suitable for workouts and outdoor activities.
- **ENC Microphone:** Environmental Noise Cancellation technology reduces background noise for clear calls.
- **13mm Dynamic Drivers:** Delivers crystal-clear stereo sound with enhanced bass.
- **Smart Touch Control:** Intuitive touch sensors for managing music, calls, and voice assistant.
- **Independent Earbud Functionality:** Use either earbud independently for mono listening.
- **Automatic Pairing:** Hall switch technology enables instant connection upon opening the charging case after initial pairing.
- **Comfortable Fit:** Lightweight design (4.1g per earbud) with three sizes of soft eartips (S/M/L) for a secure and

comfortable fit.

- **Type-C Charging:** Modern and convenient charging interface.
- **SBC Codec Support:** Ensures reliable audio quality.
- **Universal Compatibility:** Works seamlessly with both iOS and Android devices.

SETUP

1. Charging the Earbuds and Case

Before first use, fully charge the earbuds and the charging case. The charging case provides additional charges for the earbuds, extending their usage time.

- Connect the provided Type-C charging cable to the charging port on the case and to a USB power source.
- The indicator light on the charging case will show the charging status.
- A full charge for the case and earbuds typically takes approximately 1.5 hours.
- The charging case can provide up to 5 additional full charges for the earbuds.

48Hrs Long Battery Life

8^H
Single Charge

40^H
with Charging Case

The advertisement features a dark background with a glowing city skyline at the top. In the center, a pair of silver earbuds is shown next to its black charging case, which is open. The earbuds are positioned as if they are about to be used. The text is prominently displayed in white and orange, emphasizing the long battery life. The overall aesthetic is sleek and modern.

Image: An illustration showing the BESNOOW TX90 earbuds and charging case, highlighting 8 hours of single charge playback and 40 hours with the charging case, totaling 48 hours.

2. Initial Pairing

The earbuds feature one-step auto-pairing for convenience.

1. Ensure the earbuds are charged.
2. Open the charging case. The earbuds will automatically enter pairing mode.
3. On your device (smartphone, tablet, etc.), go to Bluetooth settings and turn on Bluetooth.
4. Search for available devices and select "TX90" from the list.
5. Once connected, you will hear a confirmation prompt, and the earbuds will be ready for use.



Image: A visual representation of the one-step auto-pairing process, showing the earbuds connecting to a smartphone with 'TX90' displayed as a paired device.

3. Wearing the Earbuds

Select the eartip size (S, M, L) that provides the most comfortable and secure fit for your ears to ensure optimal sound

quality and noise isolation.



Secure & Comfortable Fit

With 3 sizes of eartips for different ears

Image: A diagram illustrating how to properly insert the earbud into the ear for a secure fit, alongside images of small, medium, and large eartips.

OPERATING THE EARBUDS

Touch Controls

The BESNOOW TX90 earbuds feature smart touch controls on each earbud for easy management of various functions. The following table outlines the touch operations:




Image: A visual guide detailing the touch control functions for the left and right earbuds, including actions for volume, track control, calls, and power.

Action	Left Earbud (L)	Right Earbud (R)
Volume +	N/A	Single Tap (x1)
Volume -	Single Tap (x1)	N/A
Next Track	N/A	Long Press (1.5s)
Previous Track	Long Press (1.5s)	N/A
Voice Assistant	Triple Tap (x3) on either L/R	
Play/Pause	Double Tap (x2) on either L/R	
Reject Call	Long Press (2s) on either L/R	
Answer/Hang Up Call	Single Tap (x1) on either L/R	
Power On/Off	Long Press (5s) on either L/R	

Listening Modes

The TX90 earbuds support various listening modes to suit your needs:

- **Single Mode:** Use one earbud independently for calls or audio while the other is in the case.
- **Binaural Mode:** Use both earbuds for immersive stereo sound.
- **Sharing Mode:** Share one earbud with a friend while you use the other, both connected to the same device.



Image: Three panels depicting different usage scenarios: using a single earbud, sharing earbuds with another person, and enjoying immersive music with both earbuds.

MAINTENANCE

Water Resistance (IPX7)

The earbuds are rated IPX7 waterproof, meaning they can withstand immersion in water up to 1 meter for 30 minutes. This makes them suitable for use during workouts, in light rain, or when exposed to sweat. However, they are not designed for swimming or prolonged submersion.

- Do not expose the charging case to water, as it is not waterproof.
- After exposure to water or sweat, ensure the earbuds are completely dry before placing them back into the charging case to prevent damage to the charging contacts.



Image: An earbud being splashed with water, with an IPX7 logo, illustrating its water-resistant capabilities.

Cleaning

- Regularly clean the earbuds and charging case with a soft, dry, lint-free cloth.
- Remove eartips and clean them with mild soap and water, then dry thoroughly before reattaching.
- Gently clean the charging contacts on both the earbuds and inside the case with a dry cotton swab to ensure proper charging.
- Avoid using abrasive materials, alcohol, or chemical cleaners.

TROUBLESHOOTING

If you encounter any issues with your BESNOOW TX90 Wireless Earbuds, please refer to the following common solutions:

- **Earbuds not pairing:** Ensure both earbuds are charged. Place them back in the case, close it, then open it again to re-initiate pairing mode. Check your device's Bluetooth settings and try reconnecting.
- **Only one earbud working:** Place both earbuds back in the charging case, close the lid, and then open it again. This should reset the connection between them. If the issue persists, try unpairing from your device and re-pairing both earbuds.
- **No sound or low volume:** Check the volume levels on both your device and the earbuds. Ensure the earbuds are properly seated in your ears. Try cleaning the speaker mesh if it appears obstructed.
- **Charging issues:** Ensure the charging cable is securely connected to both the case and the power source. Clean the charging contacts on the earbuds and inside the case. Try a different charging cable or power adapter.
- **Unstable connection:** Ensure there are no significant obstacles between your device and the earbuds. Keep the earbuds within the recommended Bluetooth range (typically 10 meters). Avoid strong electromagnetic interference.

If these steps do not resolve your issue, please contact BESNOOW customer support for further assistance.

SPECIFICATIONS

Feature	Detail
Model Name	TX90
Brand	BESNOOW
Connectivity Technology	Wireless (Bluetooth)
Bluetooth Version	5.4
Wireless Communication Technology	Bluetooth
Ear Placement	In Ear
Form Factor	In Ear
Control Method	Touch
Audio Driver Type	Dynamic Driver
Earpiece Shape	Rounded Tips
Noise Control	Sound Isolation (ENC Microphone)
Water Resistance Level	IPX7 Waterproof
Battery Life (Earbuds)	8 Hours (single charge)
Total Playback Time	48 Hours (with charging case)
Charging Time	1.5 Hours
Charging Port	Type-C
Material	Plastic, Silicone
Item Weight	2.89 ounces (total)
Compatible Devices	Bluetooth-enabled devices including phones, tablets (iOS/Android)

WARRANTY AND SUPPORT

BESNOOW is committed to providing high-quality electronic products and excellent customer service. We stand by the quality and performance of our products.

Quality Assurance

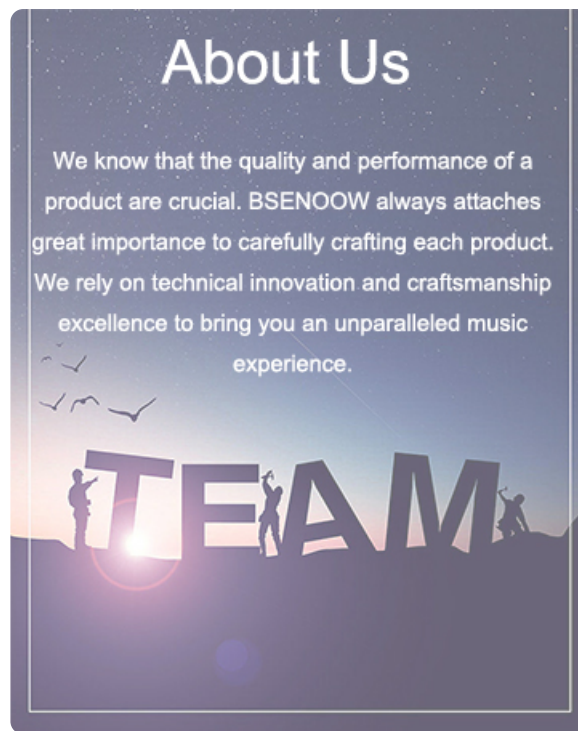


Image: A gold badge indicating a '2 Year Warranty', symbolizing product quality assurance.

If you encounter any issues with your product that cannot be resolved through standard return processes or customer service, please contact us directly. We are dedicated to assisting you and ensuring your satisfaction. We will provide product protection to safeguard your interests.

Need Help?

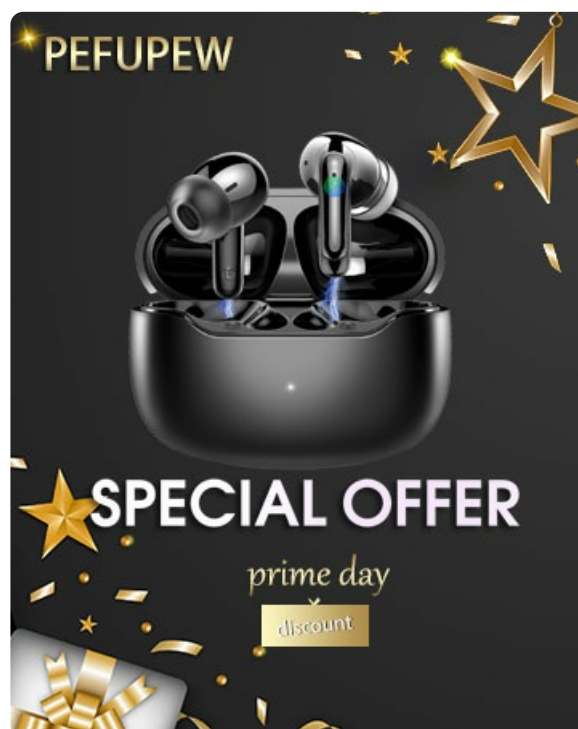


Image: A group of customer service representatives wearing headsets, ready to assist.

For any questions or concerns regarding your BESNOOW TX90 Wireless Earbuds, please reach out to our customer support team. We aim to respond to all inquiries within 24 hours. Your satisfaction is our priority. You can visit the BESNOOW Store on Amazon for more information and support.

PRODUCT VIDEO

Your browser does not support the video tag.

Video: An official product video showcasing the BESNOOW TX90 Wireless Earbuds, highlighting their features, design, and functionality.
This video provides a visual overview of the product in use.