

Manuals+

[Q & A](#) | [Deep Search](#) | [Upload](#)

uxcell a24072300ux0087

uxcell Silicone Rubber Weather Stripping Door Seal

Model: a24072300ux0087

PRODUCT OVERVIEW

The uxcell Silicone Rubber Weather Stripping Door Seal is a high-quality, flexible sealing strip designed to enhance insulation and reduce noise in various indoor spaces. Made from durable rubber material, it offers excellent sealing and anti-deformation properties, contributing to energy efficiency and comfort by preventing drafts, dust, and noise from entering through gaps around doors and windows.



Image: The uxcell Silicone Rubber Weather Stripping, shown rolled up, highlighting its self-adhesive backing.

Key Features

- **Material:** Constructed from good quality, flexible rubber with excellent sealing and anti-deformation properties.
- **Self-Adhesive:** Features a strong self-adhesive backing for easy and secure installation without additional tools.
- **Insulation:** Designed to keep warm and provide windproof functions, enhancing energy efficiency.
- **Soundproofing:** Helps to isolate noise, contributing to a quieter indoor environment.
- **Versatile Application:** Suitable for sealing gaps in doors and windows in homes, offices, and commercial spaces.

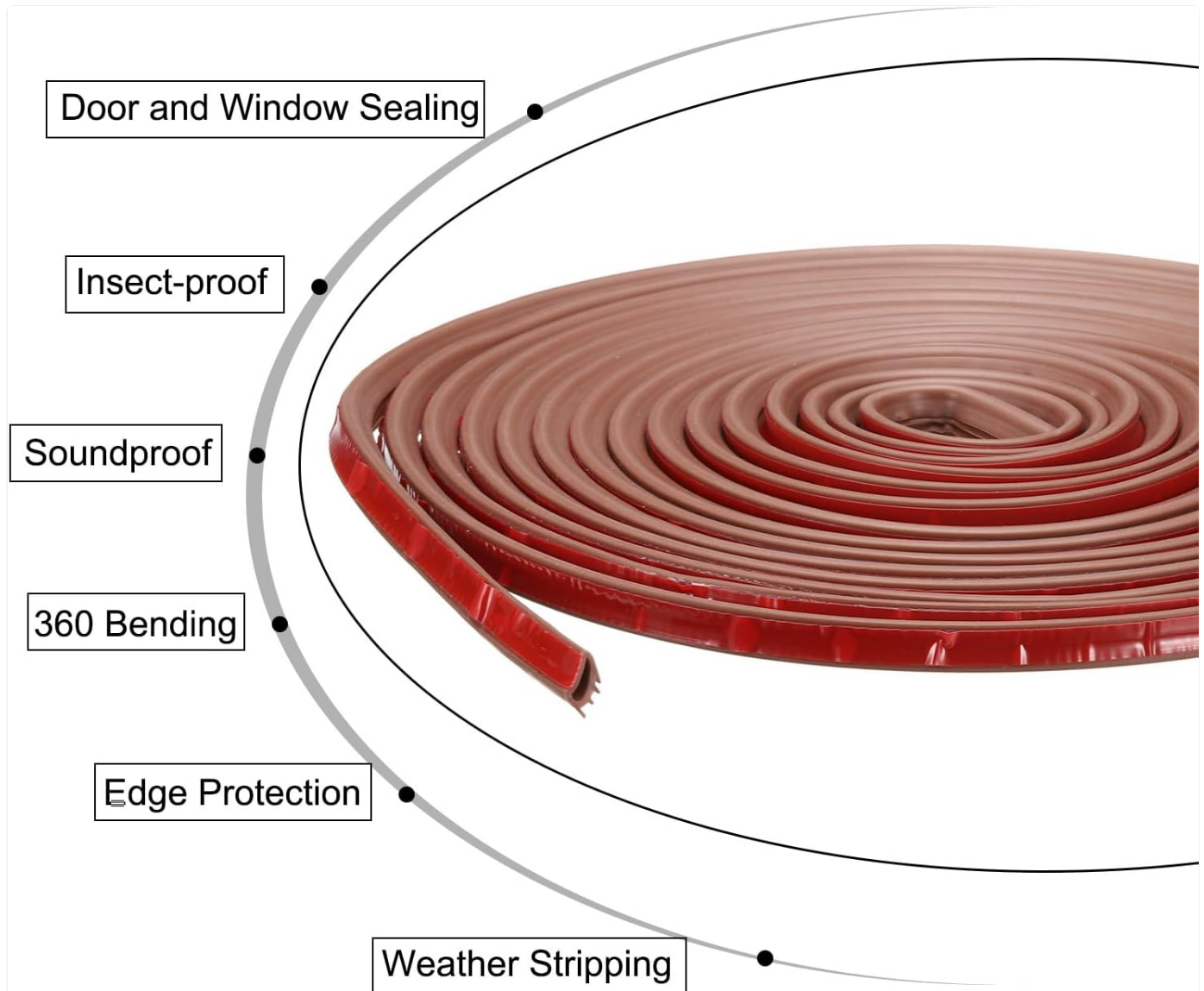


Image: A visual representation of the product's benefits, including its use for door and window sealing, insect-proofing, soundproofing, 360-degree bending capability, and edge protection.

DIMENSIONS AND MATERIAL PROPERTIES

This weather stripping is designed with specific dimensions and material characteristics to ensure optimal performance.

- **Total Length:** 10 meters (33 feet)
- **Base Width:** 10mm (0.4 inches)
- **Thickness:** 6mm (0.2 inches)

Length: 10m/ 33Ft

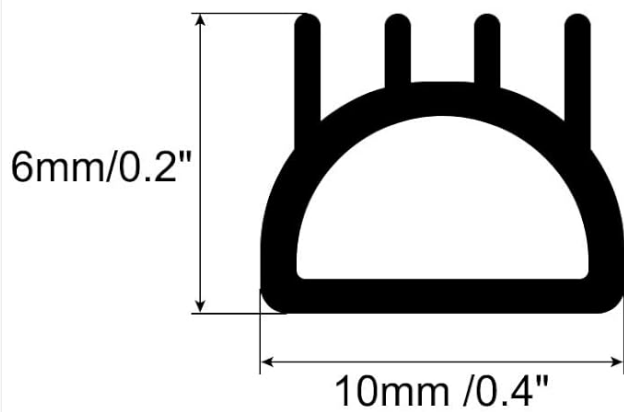


Image: A detailed diagram illustrating the base width (10mm) and thickness (6mm) of the weather stripping.

Material Characteristics

The seal is made from a high-quality rubber material that is soft, flexible, and designed for effective sealing. Its U-shape design allows for easy installation and provides a secure fit.

Good Quality Rubber Material




Image: Visuals demonstrating the U-shape design, the soft and flexible nature of the sealing strip, and its ease of trimming to desired lengths.

INSTALLATION GUIDE

Follow these steps for proper installation of the weather stripping to ensure maximum effectiveness.

1. **Clean the Surface:** Thoroughly clean the surface of the door or window frame where the seal will be applied. Ensure it is free from dust, dirt, grease, and moisture for optimal adhesion.
2. **Peel Off Adhesive Backing:** Carefully peel off the protective film from the self-adhesive backing of the weather stripping.
3. **Apply the Seal:** Firmly press the seal strip onto the door or window frame along the gaps you wish to seal. Apply consistent pressure to ensure good contact with the surface.
4. **Trim Excess Length:** Measure the required length and trim any excess material using scissors or a utility knife for a custom and neat fit.

To install the weather stripping




Clean the surface thoroughly



Peel off the adhesive backing



Measure and Trim any excess length for a custom fit.



Press the seal strip onto the door or window

Image: Step-by-step visual guide for installing the weather stripping, including surface cleaning, adhesive removal, measuring and trimming, and final application.

APPLICATIONS

The uxcell Silicone Rubber Weather Stripping is versatile and can be applied in various settings to improve insulation, reduce noise, and protect against drafts and dust.

- **Doors:** Ideal for sealing gaps around entry doors, interior doors, and sliding doors to prevent air leakage and noise.
- **Windows:** Effective for sealing window frames, reducing drafts, and improving thermal insulation.
- **Washcabinets:** Can be used to seal gaps in washcabinet doors to prevent moisture or dust ingress.
- **Table Edges:** Provides edge protection and can be used to seal gaps or provide cushioning on furniture edges.
- **Commercial Spaces:** Suitable for use in offices and other commercial environments to enhance privacy and reduce ambient noise.



Door



Windows



Washcabinet



Table Edge

Image: Examples of where the weather stripping can be applied, including doors, windows, washcabinets, and table edges.

CARE AND MAINTENANCE

To ensure the longevity and effectiveness of your weather stripping, consider the following:

- **Avoid Excessive Moisture:** Do not apply the seal in areas subject to heavy moisture or direct water exposure, as this may reduce its durability and adhesive properties.
- **Regular Cleaning:** Periodically wipe the exposed surface of the seal with a damp cloth to remove dust and dirt, maintaining its appearance and function.
- **Inspect for Wear:** Occasionally inspect the seal for any signs of wear, tear, or detachment. Reapply or replace if necessary to maintain optimal sealing.

TROUBLESHOOTING

Most issues with weather stripping can be resolved by ensuring proper installation and surface preparation.

- **Seal Not Sticking:** Ensure the surface was thoroughly cleaned and dry before application. Residue or moisture can prevent proper adhesion. Apply firm, even pressure during installation.
- **Gaps Still Present:** Verify that the weather stripping is correctly positioned to cover the entire gap. If the gap is too wide for a single strip, consider using a wider seal or applying multiple strips if feasible.
- **Seal Peeling Off:** This may indicate insufficient surface preparation or exposure to excessive moisture. Re-clean the area, ensure it is dry, and reapply a new section of the seal if necessary.

TECHNICAL SPECIFICATIONS

Attribute	Specification
Brand	uxcell
Model Number	a24072300ux0087
Material	Silicone Rubber
Color	Brown
Length	10m / 33Ft
Base Width	10mm / 0.4 inches
Thickness	6mm / 0.2 inches
Item Weight	13.6 ounces
Product Dimensions	9.45 x 9.45 x 1.38 inches
Batteries Required?	No

WARRANTY AND SUPPORT

Specific warranty details and direct support contact information are not provided in the product data. For any inquiries regarding warranty or product support, please refer to the seller's return policy or contact the retailer where the product was purchased.

You may also visit the [uxcell Store on Amazon](#) for more information on their product range.



This manual is for informational purposes only. All specifications are subject to change without notice.