

Kia Niro ECO Electric

2019 Kia Niro ECO Electric Owner's Manual

Comprehensive Guide for Your Vehicle

INTRODUCTION

This manual provides essential information for the safe and efficient operation, maintenance, and care of your 2019 Kia Niro ECO Electric vehicle. It is designed to help you understand the features and functions of your car, ensuring a pleasant and reliable driving experience. Please read this manual thoroughly to familiarize yourself with your vehicle's capabilities and safety systems.



This image displays the front cover of the 2019 Kia Niro ECO Electric Owner's Manual. The cover is white with '2019 Niro ECO electric Owner's Manual' printed in black and blue, along with the Kia logo at the bottom right.

SETUP AND INITIAL FAMILIARIZATION

Upon receiving your Kia Niro ECO Electric, it is important to perform initial checks and familiarize yourself with

the basic controls and settings.

- **Key Fob Operation:** Understand how to lock, unlock, and start your vehicle using the smart key.
- **Seat and Mirror Adjustment:** Adjust your driver's seat, steering wheel, and side mirrors for optimal driving position and visibility.
- **Infotainment System:** Learn to navigate the touchscreen display, connect your smartphone, and set up radio presets.
- **Charging Port:** Locate the charging port and understand the different charging modes (Level 1, Level 2, DC Fast Charging).

Refer to the specific sections in the physical manual for detailed instructions on each setup procedure.

OPERATING YOUR VEHICLE

This section covers the fundamental aspects of operating your 2019 Kia Niro ECO Electric.

Driving Modes

- **ECO Mode:** Optimizes energy efficiency for extended range.
- **SPORT Mode:** Enhances acceleration and responsiveness.
- **NORMAL Mode:** Balances performance and efficiency for everyday driving.

Charging Procedures

Ensure your vehicle is parked safely and the ignition is off before connecting the charging cable. Always use compatible charging equipment.

1. Open the charging port door.
2. Connect the charging cable firmly to the vehicle's port.
3. Verify the charging indicator light illuminates.
4. Disconnect the cable once charging is complete or when ready to drive.

MAINTENANCE AND CARE

Regular maintenance is crucial for the longevity and performance of your electric vehicle.

Routine Checks

- **Tire Pressure:** Check tire pressure monthly and before long trips.
- **Brake Fluid:** Inspect brake fluid level periodically.
- **Coolant Levels:** Monitor coolant levels for the electric motor and battery system.
- **Wiper Blades:** Replace wiper blades annually or as needed.

Service Schedule

Adhere to the recommended service intervals outlined in your official service booklet. Electric vehicles typically require less frequent maintenance than gasoline cars, but specific checks are still necessary.

Recommended Service Intervals

Service Item	Interval
Tire Rotation	Every 7,500 miles or 12 months
Brake System Inspection	Every 15,000 miles or 24 months
Coolant System Check	Every 30,000 miles or 48 months

TROUBLESHOOTING COMMON ISSUES

This section addresses some common issues you might encounter and provides basic troubleshooting steps.

- **Vehicle Not Starting:**
 - Check if the 12V auxiliary battery is discharged.
 - Ensure the smart key is inside the vehicle and detected.
 - Verify the shift lever is in 'P' (Park).
- **Charging Not Initiating:**
 - Confirm the charging cable is securely connected at both ends.
 - Check the power supply at the charging station or wall outlet.
 - Ensure the vehicle's charging schedule (if set) is not preventing immediate charging.
- **Warning Lights On:**
 - Consult the warning light section in the full manual for specific meanings.
 - If a critical warning light (e.g., battery system warning) illuminates, safely pull over and contact Kia Roadside Assistance or a certified service center.

For complex issues or persistent problems, it is recommended to contact an authorized Kia service center.

SPECIFICATIONS

Key specifications for the 2019 Kia Niro ECO Electric Owner's Manual document:

- **ASIN:** B0DDFBZ2Q3
- **Publisher:** Auto Manuals
- **Publication Date:** January 1, 2019
- **Print Length:** 450 pages
- **Reading Age:** 13 years and up

For detailed vehicle specifications (e.g., battery capacity, motor output, dimensions), please refer to the dedicated specifications section within the physical owner's manual or the official Kia website.

WARRANTY AND SUPPORT

For information regarding your vehicle's warranty coverage, including the electric vehicle battery warranty, please refer to the separate Warranty and Consumer Information Manual provided with your vehicle. This





document outlines the terms, conditions, and duration of your vehicle's warranty.

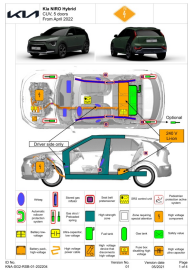
For technical support, roadside assistance, or to schedule service, please contact your authorized Kia dealership or visit the official Kia Motors website. Contact information can typically be found in the back of your owner's manual or on the manufacturer's website.

Important: Always use genuine Kia parts and accessories for repairs and maintenance to ensure optimal performance and to maintain warranty validity.

© 2019 Kia Motors. All rights reserved. This manual is for informational purposes only.

Related Documents - Niro ECO Electric

	<p>Kia Niro EV Features & Functions Guide</p> <p>Explore the features and functions of the 2021 Kia Niro EV with this comprehensive guide. Learn about instrument cluster indicators, vehicle settings, EV capabilities, advanced driver assistance systems, and more.</p>
	<p>Términos y Condiciones de Servicios de Mantenimiento Kia México</p> <p>Detalles sobre los intervalos, precios y condiciones de los servicios de mantenimiento para vehículos Kia en México, incluyendo aplicabilidad por modelo y notas importantes.</p>
	<p>Kia Niro Hybrid & Plug-In Hybrid: Features & Functions Guide</p> <p>Explore the features and functions of the Kia Niro Hybrid and Plug-In Hybrid. This guide provides an overview of key systems, controls, and technologies for your vehicle.</p>
	<p>Kia Niro Plug-In Hybrid Features & Functions Guide</p> <p>A comprehensive guide to the features and functions of the Kia Niro Plug-In Hybrid vehicle, covering instrument cluster, driving modes, audio systems, safety features, and more. Learn about EV modes, charging, and advanced technology.</p>



Kia Niro Hybrid CUV Safety and Emergency Guide

Comprehensive safety and emergency procedures for the Kia Niro Hybrid CUV, covering identification, immobilization, battery access, fire safety, submersion, and towing.



[2019 Kia Forte Owner's Manual: Features, Safety & Maintenance Guide](#)

Comprehensive owner's manual for the 2019 Kia Forte by Kia Motors. Covers vehicle operation, safety, maintenance, fuel, and emergency procedures. Essential guide for Forte owners.