

BedsPick MFT002

BedsPick 3 Inch Queen Memory Foam Mattress Topper

Model: MFT002

INTRODUCTION

Thank you for choosing the BedsPick 3 Inch Queen Memory Foam Mattress Topper. This manual provides essential information for setting up, using, and maintaining your new mattress topper to ensure optimal comfort and longevity. This topper is designed to enhance your sleep experience by providing cooling comfort, pressure relief, and support.

SETUP INSTRUCTIONS

1. **Unpack:** Carefully remove the mattress topper from its packaging. It will arrive compressed and rolled in a box.
2. **Unroll:** Place the rolled topper on a clean, flat surface, preferably on your mattress.
3. **Open Plastic:** Cut and remove the outer plastic wrapping. The topper will begin to expand immediately.
4. **Allow to Expand:** Allow 24-48 hours for the mattress topper to fully expand to its intended size and firmness. Expansion time may vary, especially in cooler temperatures. Ensure it is placed in a well-ventilated area during this period.
5. **Secure Placement:** Once fully expanded, position the topper on your mattress. Utilize the elastic bands located at each corner to secure the topper firmly to your mattress, preventing shifting.

★★★★★ CUSTOMER VOICE ★★★★★

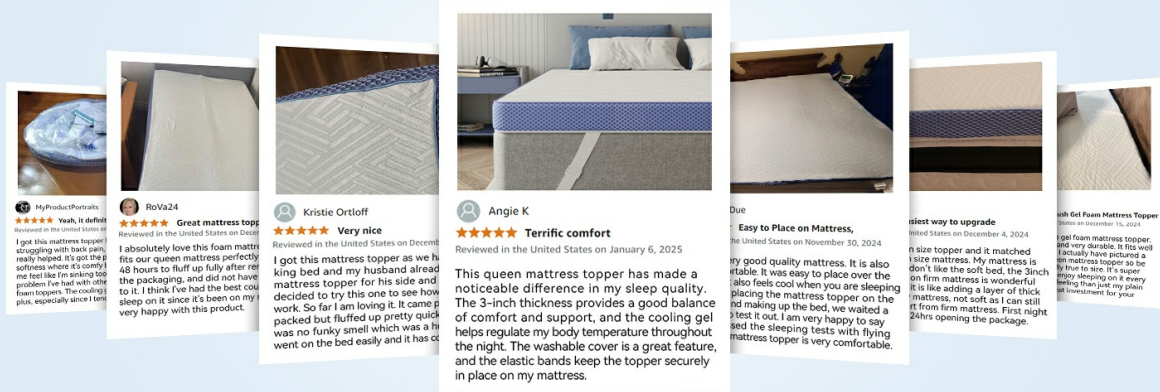


Image: Steps for unpacking and allowing the mattress topper to expand. It illustrates the compressed state, unrolling, removing plastic, and full expansion, along with available sizes.

Video: This video demonstrates the unpacking process, how to unroll the mattress topper, and how to secure it to a bed using the elastic bands. It also highlights the cooling and pressure-relieving features, and the washable cover.

PRODUCT FEATURES

Cooling Technology

The BedsPick mattress topper features an innovative temperature-regulation system. It includes advanced 3D mesh borders and a premium breathable cover (30% PE) integrated with ventilated gel memory foam. This design helps maintain a cooler sleep surface, potentially 5-7°C cooler than traditional mattress toppers.

SKIN-FRIENDLY FABRIC



Image: Visual representation of the cooling effect for hot sleepers, showing heat being drawn away from the body through the topper's design.



**STANDARD
100**



Image: Graphic illustrating continuous cooling throughout the night, with airflow patterns and snowflake icons.

Pressure and Pain Relief

The gel memory foam conforms to your body's contours, distributing weight evenly to alleviate pressure points in areas such as hips and shoulders. It provides tailored support for your head, back, and legs, promoting proper spinal alignment. This topper is suitable for back, stomach, side, and front sleepers.

COOL FOR HOT SLEEPERS

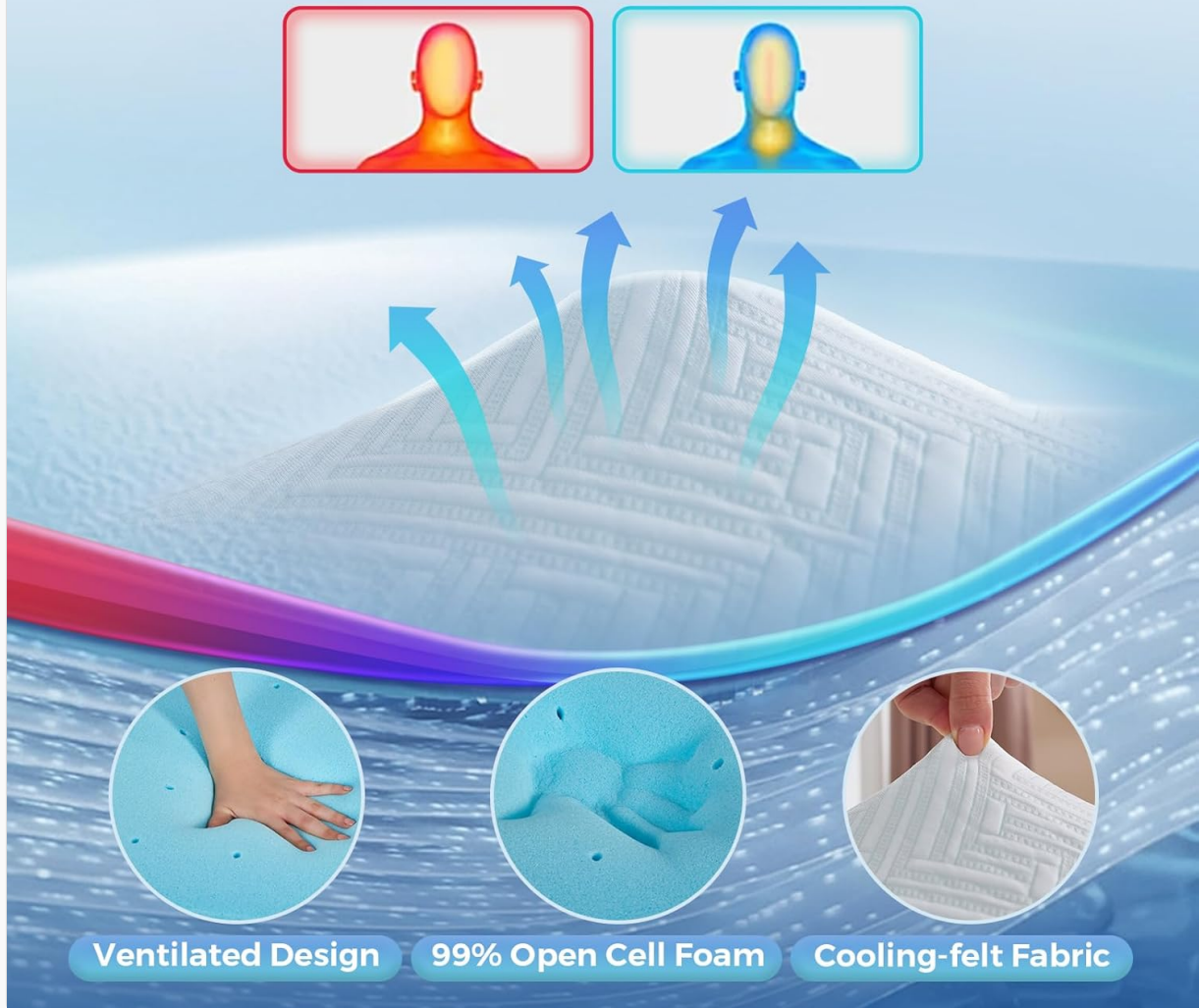


Image: Illustration of pressure and pain relief, showing how the topper adapts to the body's shape and distributes pressure over an 8-hour sleep period.



Image: Detailed diagram highlighting 7-zone targeted pain relief, showing how different body parts receive support from the mattress topper.

Plush Feel

The 3-inch thickness provides full-body cradling support, offering a soft to medium firmness that enhances

comfort and can contribute to a more restful sleep.



Image: Close-up of the skin-friendly fabric, demonstrating its soft and comfortable texture.

Washable Cover

The mattress topper includes a removable cover with a zipper closure, allowing for easy cleaning and maintenance. This feature helps protect your mattress and prolong the life of your topper.




Image: A composite image showing the breathable fabric, the slow rebound characteristic of the memory foam, and the zipper mechanism for removing the cover for washing.

CARE AND MAINTENANCE

To maintain the cleanliness and performance of your BedsPick mattress topper, follow these care instructions:

- **Cover:** The outer cover is machine washable. Remove the cover using the zipper. Wash in cold water on a gentle cycle. Tumble dry on low heat or air dry. Do not bleach.
- **Memory Foam:** The memory foam core is not washable. If spills occur, spot clean with a mild detergent and allow to air dry completely before replacing the cover. Do not expose the foam directly to sunlight for extended periods.
- **Ventilation:** Periodically air out the mattress topper to maintain freshness and prevent moisture buildup.

TROUBLESHOOTING

- **Incomplete Expansion:** If the topper does not fully expand within 24-48 hours, ensure it is laid flat in a warm, well-ventilated room. Cooler temperatures can slow down the expansion process. Gently massage the foam to encourage expansion if needed.
- **Initial Odor:** A new memory foam product may have a slight odor upon unpacking. This is normal and harmless. Allow the topper to air out in a well-ventilated space for 24-72 hours. The odor will dissipate.
- **Topper Shifting:** Ensure the elastic bands are securely fastened under your mattress at all four corners. If shifting persists, you may consider using a fitted sheet that covers both the topper and your mattress.

SPECIFICATIONS

Attribute	Detail
Brand	BedsPick
Model Name	MFT002
Size	Queen (3 Inch)
Product Dimensions	80 x 60 x 3 inches
Item Weight	20.5 pounds
Material	Gel Memory Foam
Fabric Type	30% PE Cooling Fiber Cover
Item Firmness Description	Soft to Medium
Special Features	Breathable, Cooling, Hypoallergenic, Pain Relief, Washable Cover
Closure Type	Zipper
Product Care Instructions	Machine Wash (Cover)

SAFETY AND CERTIFICATION

The BedsPick mattress topper is manufactured with safe materials and is CertiPUR-US certified. This

certification ensures that the foam meets rigorous standards for content, emissions, and durability, and is made without harmful chemicals.

BEDSPICK PROMISES YOU QUALITY SLEEP



Image: CertiPUR-US and OEKO-TEX Standard 100 logos displayed on the mattress topper, indicating safety and quality standards.

WARRANTY AND SUPPORT

BedsPick offers a 30-day sleep trial for this mattress topper. If you are not satisfied within this period, please contact customer support for assistance. The product also includes a 3-year replacement policy for manufacturing defects.

For any questions or support, please visit the BedsPick store on Amazon or contact our customer service team.

BedsPick Store: [BedsPick Amazon Store](#)