

SUAAT S3

SUAAT S3 Android 14 Tablet User Manual

Model: S3 | Brand: SUAAT

INTRODUCTION

Welcome to the user manual for your new SUAAT S3 Android 14 Tablet. This guide provides essential information to help you set up, operate, maintain, and troubleshoot your device. The S3 tablet is designed for versatile use, offering a powerful octa-core processor, ample storage, and a vibrant HD IPS display, making it suitable for work, study, and entertainment.

WHAT'S IN THE BOX

Upon unboxing your SUAAT S3 tablet, please verify that all the following items are included:

- SUAAT S3 Tablet
- Bluetooth Keyboard
- Wireless Mouse
- Protective Case
- Screen Protector
- Charger & Cable (Type-C)
- OTG Converter



Image: The SUAAT S3 Tablet along with its complete set of accessories, including the keyboard, mouse, protective case, screen protector, charger, and cable.

SETUP

Initial Charging

Before first use, fully charge your tablet using the provided charger and Type-C cable. The battery indicator on the screen will show charging progress.

Power On/Off

To power on, press and hold the power button located on the side of the tablet until the screen lights up. To power off, press and hold the power button, then select 'Power off' from the options that appear.

Connecting Keyboard and Mouse

The included keyboard connects via Bluetooth. Turn on the keyboard and enable Bluetooth on your tablet (Settings > Connected devices > Bluetooth). Select the keyboard from the available devices to pair. The mouse connects via a USB dongle. Insert the dongle into the tablet's USB-C port using the provided OTG converter.



Always Ahead, Always Fast

Equipped with A523 octa-core processor, unleash the power of SUAAT S3! Extreme multitasking and 4K visual effects. Your companion for life, entertainment, work and study.

**Octa-core**

**2.0GHz**

Android 14, Make Your Tablet More Unique

SUAAT's new Android 14 tablet with soaring performance, worry-free privacy and upgraded security, 20GB RAM+1TB expansion, long-lasting battery life, face recognition unlocking, and GMS certification to enjoy a smart experience!



**Android 14**
Made for you

**Parental Control**
Control screen time

**Privacy & Security**
Manage permissions

Image: The SUAAT S3 Tablet seamlessly integrated with its dedicated keyboard and mouse, highlighting its capability to function as a portable laptop.

Applying the Screen Protector

Carefully clean the tablet screen to remove any dust or fingerprints. Align the screen protector with the tablet's display and gently apply it, smoothing out any air bubbles from the center outwards.

OPERATING YOUR TABLET

Basic Navigation

The tablet operates on Android 14, offering an intuitive touch interface. Swipe to navigate between home screens, tap icons to open apps, and use gestures for quick actions. The included mouse and keyboard provide an alternative input method for

enhanced productivity.

Display Features

Your tablet features a 10.1-inch 1280x800 IPS HD display, providing clear and vibrant visuals. With Widevine L1 certification, you can enjoy high-definition streaming content from supported platforms.

Eight Recommended Reasons



Rear 8PM
Front 5MP

Long Lasting Battery

6000mAh Capacity USB-C Easy to charge



Blue Light Protection

470g Lightweight







20GB RAM +128GB ROM
1TB Expansion



Android 14

WIFI 6
5G+2.4G





Immersive Dual Audio Stereo



Face Unlock



Image: The tablet's display showcasing its Widevine L1 support for 1080p streaming and IPS screen technology for superior viewing angles and color accuracy.

Performance and Storage

Equipped with an octa-core processor and 20GB RAM (14+6), the S3 tablet ensures smooth multitasking and efficient operation. It comes with 128GB of internal storage, expandable up to 1TB via a microSD card, allowing ample space for apps, media, and documents.

Large Storage Space

SUAAT S3 tablet, 20GB large memory + 128GB storage, support 1TB expansion, easy to store 4K video, large games at your disposal, you can enjoy a smooth experience, download applications at will.



Image: A detailed view of the Octa-core A523 processor, illustrating the tablet's powerful internal components for fast and smooth performance.

Widevine L1 & 10.1"IPS Screen

SUAAT Android tablet has the Widevine L1 feature, which allows us to enjoy a more perfect video service when surfing the web!



Quick Split Screen Powerful Window

Powerful window management and easier application switching allow you to work, watch videos and chat at the same time. Increase productivity anytime, anywhere!



Widgets



Kids Space



Applock Lock

Image: A visual representation of the tablet's extensive storage, highlighting 20GB RAM, 128GB internal storage, and the option to expand up to 1TB with a microSD card.

Cameras

The tablet is equipped with a 5MP front camera for video calls and selfies, and an 8MP rear camera for capturing photos and videos.



Business Office



Online Learning



WiFi Screen Throwing

Image: The tablet's dual camera system, featuring a 5MP front camera and an 8MP rear camera, capable of capturing clear photos and supporting video calls.

Audio

Experience immersive sound with the tablet's dual speakers, delivering clear highs and rich lows. A 3.5mm headset jack is also available for private listening.

Immersive Dual Audio Stereo

With dual speakers, the SUAAT S3 tablet delivers clear highs and surging lows, with immersive surround sound for exceptional sound quality!



Stereo Sound

Pure Scund Audio



Dual Speaker

Pure Scund Quality



Stereo Sound

Headsetjack



Capture Every Moment Clearly

Front 5 million ultra-clear portrait + rear 8 million detail capture, high-definition selfies, video calls and life records, details are always online!



Image: A visual representation of the tablet's dual audio stereo system, emphasizing its high-quality sound output and the presence of a headset jack for personal audio.

Connectivity

Stay connected with built-in Wi-Fi 6 for fast internet speeds and Bluetooth 5.0 for connecting wireless peripherals like headphones or speakers.

These ways to play

No matter what you want to do, you can go through the following ways to find your favorite way to do it.


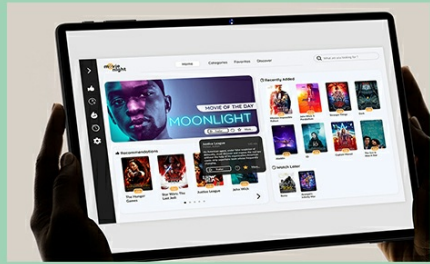


Image: The tablet's advanced connectivity features, including Wi-Fi 6 for fast internet and Bluetooth 5.0 for connecting accessories and screen casting to external displays.

Productivity Features

The 2-in-1 design with keyboard and mouse allows for seamless transition to a portable laptop mode. Utilize the quick split-screen feature to run multiple applications simultaneously, enhancing your productivity. You can also connect to a printer via Bluetooth 5.0 for direct document printing.

Large storage space

20GB(6GB+14GB)
RAM

128GB
ROM

1TB
Expansion (MICRO SD)

With its large storage capacity, the S3 tablet lets you watch videos and play games to your heart's content. You can also expand the memory with an expansion SD card for storing your favourite photos.

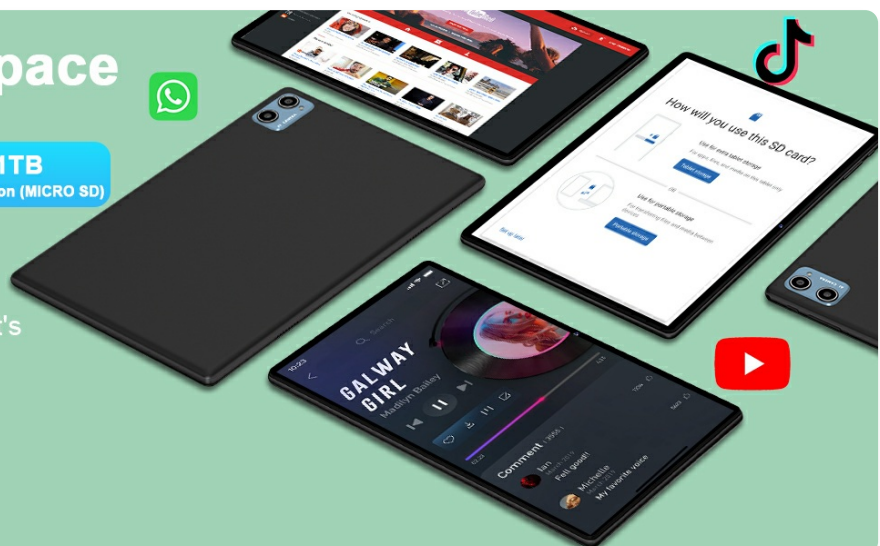


Image: The tablet's split-screen functionality, enabling users to view and interact with two applications simultaneously for improved multitasking.


Plenty of accessories



Tablet case



Tablet protective film



Tablet



Charging Cable



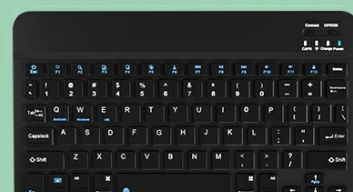
OTG Converter



Charger



Mouse



Keyboard

Image: The tablet's ability to connect to a printer via Bluetooth 5.0, allowing for convenient wireless printing of documents.

Battery Life

The 6000mAh battery provides extended usage time, supporting your activities throughout the day.



Image: A visual representation of the tablet's 6000mAh battery, highlighting its capacity for extended use on a single charge.

Face Unlock

For convenient and secure access, the S3 tablet includes a face unlock feature.



Image: The tablet's face unlock feature, providing a quick and secure method for accessing your device.

Official Product Video

Your browser does not support the video tag.

Video: An official product video from SUAAT showcasing the key features and design of the Android 14 Tablet. This video highlights the tablet's sleek appearance, various ports, and overall functionality.

MAINTENANCE

Battery Care

To prolong battery life, avoid fully discharging the tablet frequently. It is recommended to keep the battery level between 20%

and 80%. Use only the provided charger and cable. Avoid exposing the tablet to extreme temperatures.

Cleaning

Gently wipe the screen and body of the tablet with a soft, lint-free cloth. For stubborn smudges, slightly dampen the cloth with water or a screen-safe cleaner. Avoid using harsh chemicals or abrasive materials.

Storage

When storing the tablet for extended periods, ensure it is charged to about 50% and powered off. Store it in a cool, dry place away from direct sunlight and extreme temperatures.

TROUBLESHOOTING

Issue	Possible Solution
Tablet does not power on	Ensure the tablet is fully charged. Press and hold the power button for at least 10 seconds.
Keyboard/Mouse not connecting	For keyboard, ensure Bluetooth is enabled on both devices and re-pair. For mouse, check if the USB dongle is properly inserted via the OTG converter and if the mouse has batteries.
Slow performance	Close unused applications. Clear cache. Restart the tablet. Ensure sufficient storage space is available.
Screen unresponsive	Restart the tablet. If the issue persists, perform a factory reset (backup data first).
Wi-Fi connectivity issues	Restart your Wi-Fi router and the tablet. Forget the network and reconnect. Check Wi-Fi settings on the tablet.

If you encounter issues not listed here or if the suggested solutions do not resolve the problem, please contact SUAAT customer support for further assistance.

SPECIFICATIONS



Feature	Detail
Model Name	S3
Operating System	Android 14
Screen Size	10.1 Inches
Screen Resolution	1280 x 800 pixels (HD IPS)
Processor	Octa-core, 1.8 GHz
RAM	20GB (14+6)

Feature	Detail
Internal Storage	128GB ROM
Expandable Storage	Up to 1TB (Micro SD)
Rear Camera	8 MP
Front Camera	5 MP
Battery Capacity	6000mAh
Wireless Type	802.11ac (Wi-Fi 6)
Bluetooth	Bluetooth 5.0
Dimensions (LxWxH)	9.57 x 6.34 x 0.39 inches
Item Weight	1.03 pounds

WARRANTY AND SUPPORT

Your SUAAT S3 Tablet comes with a manufacturer's warranty. For detailed warranty information, please refer to the documentation included with your purchase or visit the official SUAAT brand store. For technical support, troubleshooting assistance, or any inquiries regarding your product, please contact SUAAT customer service. Visit the official SUAAT Store for more information and support: [SUAAT Brand Store](#)

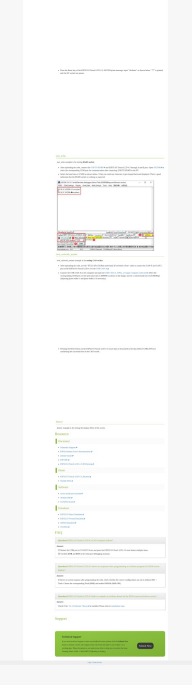




Related Documents - S3

	<p>Audi A3 S3 RS3 Android Car Stereo User Manual</p> <p>Install and operate your Audi A3 S3 RS3 Android car stereo with this comprehensive user manual. Covers installation, wiring, Carplay, Android Auto, basic functions, and troubleshooting.</p>
	



[Waveshare ESP32-S3-Touch-LCD-4.3 Development Board: Features & Guide](#)

Explore the Waveshare ESP32-S3-Touch-LCD-4.3, a powerful microcontroller development board featuring a 4.3-inch capacitive touch display, WiFi, BLE 5, and multiple interfaces like CAN, RS485, and I2C. Learn about its hardware, setup, and sample demos for HMI development.

	
	<p>Posey Seizure Side Rail Pads: Application Instructions and Product Information</p> <p>Detailed application instructions, product specifications, and safety information for Posey Seizure Side Rail Pads, designed to enhance patient safety on hospital beds from Posey (TIDI Products).</p>
	<p>SWEETFULL Stroller Fan S3 - User Manual and Specifications</p> <p>Comprehensive guide for the SWEETFULL Stroller Fan S3, detailing product parameters, usage instructions, cleaning, precautions, and package contents. Learn how to operate and maintain your rechargeable personal fan.</p>
	<p>Ginlong Technologies S3-WIFI Stick User Manual</p> <p>User manual for the Ginlong Technologies S3-WIFI Stick, a device for monitoring solar power systems. This document provides setup and operational guidance.</p>
	<p>Smart Media Player User Manual and Specifications</p> <p>This document provides troubleshooting steps, specifications, package contents, and connection diagrams for the Smart Media Player. It also includes FCC compliance information.</p>